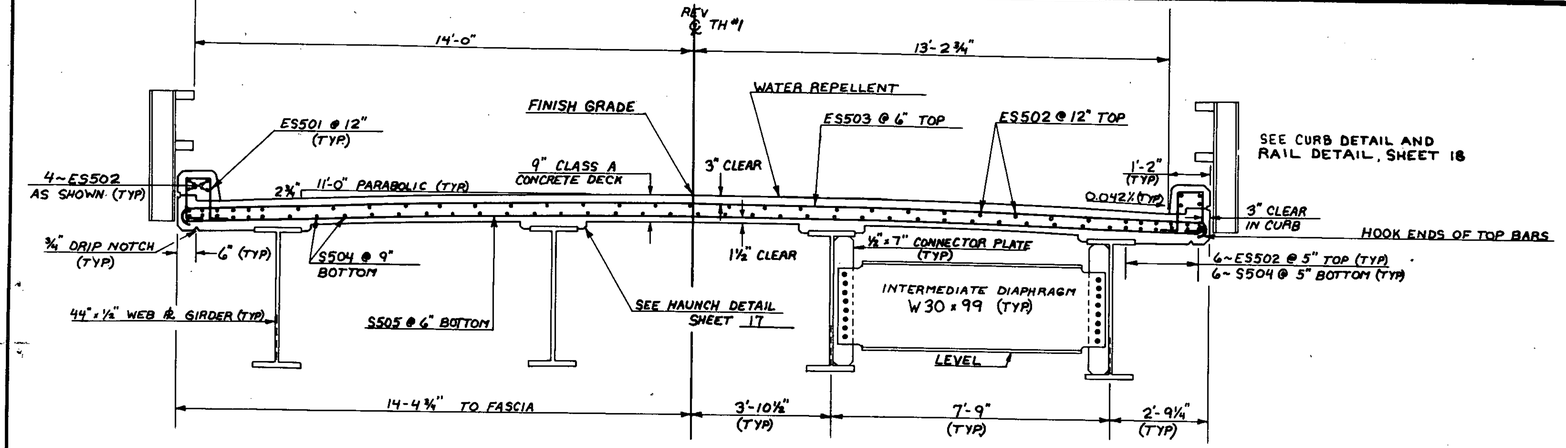

TYPICAL BRIDGE SECTION
½" = 1'-0"

THE PREFIX ES DENOTES EPOXY COATED BARS

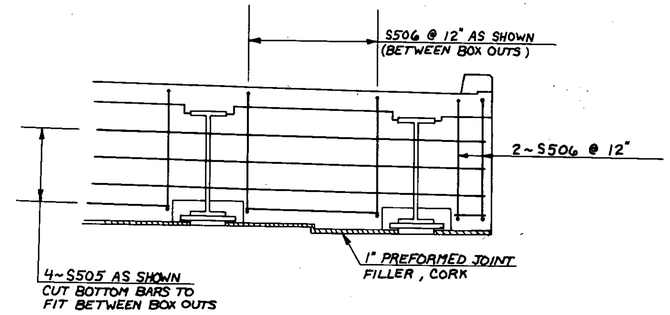

CURTAIN WALL ELEVATION
⅜" = 1'-0"

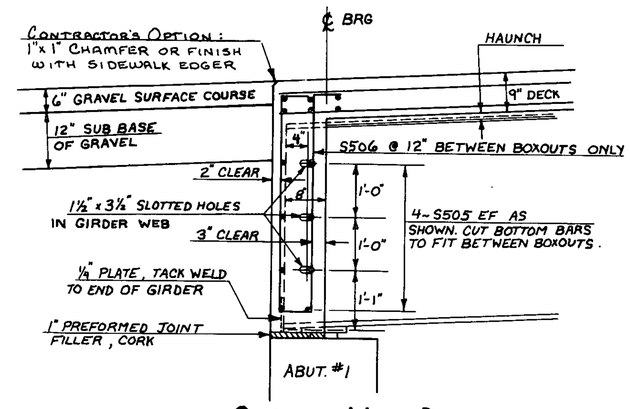

CURTAIN WALL DETAIL
¾" = 1'-0"

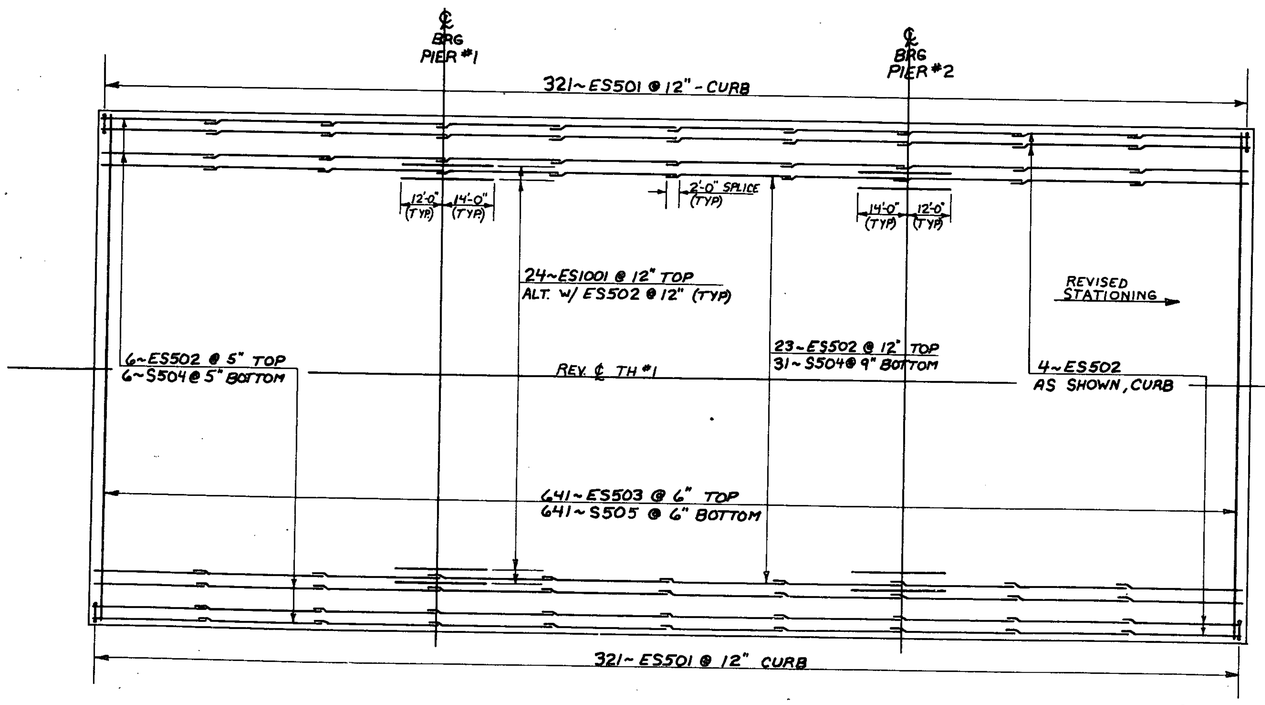

DECK REINFORCING PLAN
1" = 20'-0" ←→
1" = 4'-0" ↕

SEE BACKWALL AND CURTAIN WALL DETAILS FOR ADDITIONAL BARS IN DECK SHEET 18 AND THIS SHEET RESPECTIVELY

NOTES:

1. POUR #1 MAY BE MADE IN 2 POURS AS LONG AS THE MINIMUM DELAY PERIOD OF 96 HOURS BETWEEN POURS IS FOLLOWED.
   #1, #2, AND #3 INDICATE THE SEQUENCE IN WHICH THE SECTIONS ARE TO BE POURED. A MINIMUM OF 96 HOURS BETWEEN POURS IS REQUIRED. SEE NOTE 15, SCB-D1-75
2. IF APPROVED BY THE ENGINEER, POURS #1 AND #2 MAY BE POURED THE SAME DAY PROVIDED THAT THE MAXIMUM TIME SPAN OF THE POUR IS 6 HOURS AND THAT THE INDICATED POURING SEQUENCE IS FOLLOWED AND THAT A RETARDING ADMIXTURE IS USED SO THAT THE DECK CONCRETE WILL NOT SET UP UNTIL ALL THE POUR HAS BEEN MADE. THE RETARDING ADMIXTURE WILL BE SUBSIDIARY TO THE ITEM "CONCRETE, CLASS A"
3. USE BRIDGE SLAB CONSTRUCTION JOINTS BETWEEN POURS. SEE STD. DWG SCB-D6-73 DETAIL D. JOINTS SHALL BE PARALLEL TO ℄ BEARING.
4. ALL POURS SHALL START FROM THE LOW END (ELEVATION WISE)

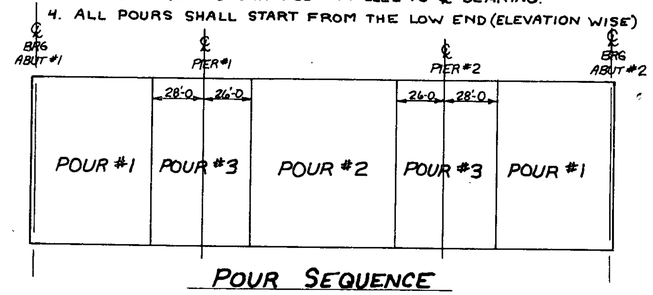

POUR SEQUENCE
NO SCALE

STATE OF VERMONT
AGENCY OF TRANSPORTATION

Town Of GEORGIA	Bridge No. 10
Highway No. TH #1 REV.	Log Sta. — / Survey Sta. 88+15.00
TH #1 OVER LAMOILLE RIVER	
SUPERSTRUCTURE DETAILS	
Designed By CHRIS WILLIAMS	Drawn By CHRIS WILLIAMS
Checked By G.S. ROGERS Date 12/84	Bridge Design Supervisor F. W. Bolkum Date 2/85
PROJECT GEORGIA	PROJECT NO. BRZ 1448(3)
L.G.C. Info.	
Bridge Sheet No.	Sheet 16 of 61

BR-6