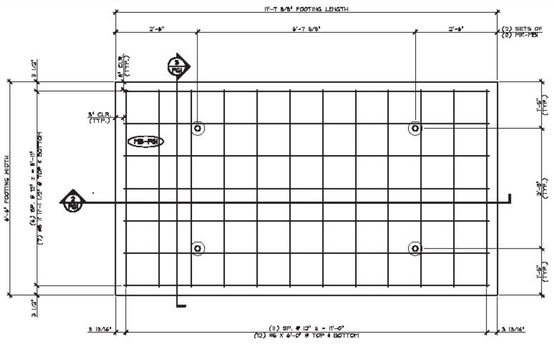

1 FG1 PLAN VIEW IN FORM
3/4" = 1'-0"

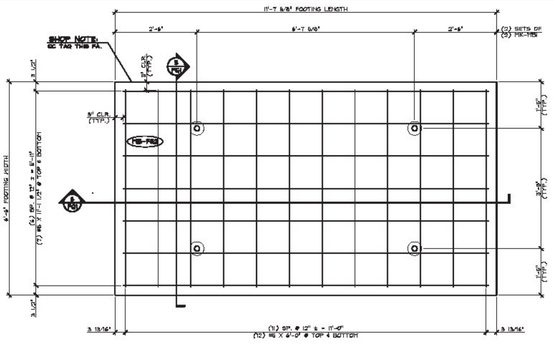

5 FG1 PLAN VIEW IN FORM
3/4" = 1'-0"

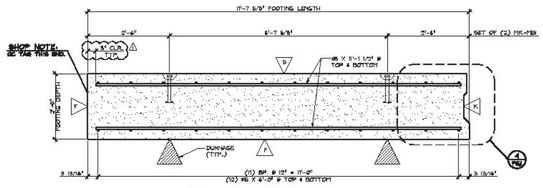

2 FG1 LONGITUDINAL SECTION
3/4" = 1'-0"

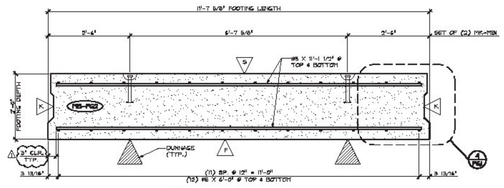

6 FG1 LONGITUDINAL SECTION
3/4" = 1'-0"

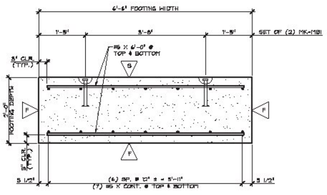

3 FG1 TRANSVERSE SECTION TYPICAL
3/4" = 1'-0"

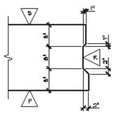

4 FG1 SHEAR KEY SECTION
3/4" = 1'-0"

SHOP NOTE:
28-DAY STRENGTH = 5,000 PSI
HEDGING STRENGTH = 3,500 PSI
DESIGN MIX #4819B02

F DENOTES FORM FINISH

S DENOTES SMOOTH FLOAT FINISH

R DENOTES ROUGHENED FINISH (SEE FOOTING GENERAL NOTE #1, SHEET 972)

MARK:	MB-FG1	QTY.: 2	WT.: 11.34 T	VOL.: 5.60 cy
MARK:	MB-FG2	QTY.: 1	WT.: 11.34 T	VOL.: 5.60 cy

MATERIAL LIST / FOOTING

ITEM	MARK	DESCRIPTION	QTY./FG FG1	QTY./FG FG2
1		#6 X 6'-0"	34	34
2		#6 X 11'-1 1/2"	14	14
3				
4	PIX-17B	8FT X 10" DAYTON SHIFT LIFT (GALV.) (DORMATIC)	4	4
5				
6				

APPROVAL STAMP:

Approved
BY: Joel Pettigo
DATE: 06/27/2017
RESUBMIT: No
RECEIVED: June 27, 2017
CED BY:
STATE OF VERMONT AGENCY OF TRANSPORTATION

J.P. CARRARA & SONS INC.
Precast & Prestress Manufacturer
294 Old Hill Road, West Rutland, Vermont 05777 Phone:(802)483-6240 Fax:(802)483-6010

KUBRICKY CONSTRUCTION CORPORATION
CONTRACTOR
WILTON, NY

STATE OF VERMONT AGENCY OF TRANSPORTATION
COUNTY OF ADDISON

TOWN OF MIDDLEBURY
MERCHANTS ROW, MAJOR COLLECTOR
BRIDGE NO.: 2 PROJECT NO.: BHPB (1)

PRECAST FOOTING DETAILS

DATE: JUNE 21, 2017
SCALE: NOTED
CHKD: K.P. DFTM: A.G.
JOB NO: 33514-07
DWG. NO: FG1