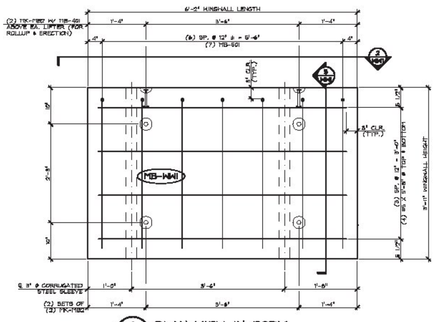

1 WW1 PLAN VIEW IN FORM
1" = 1'-0"

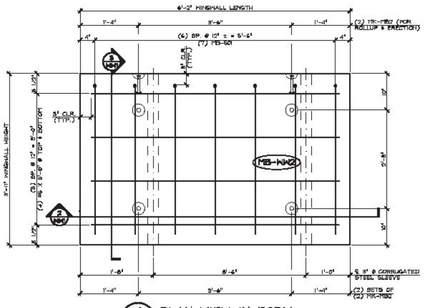

4 WW1 PLAN VIEW IN FORM
1" = 1'-0"

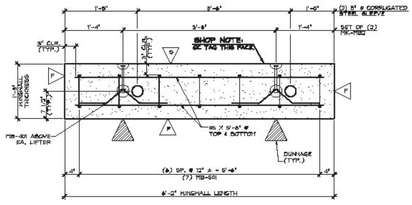

2 WW1 LONGITUDINAL SECTION
1" = 1'-0"

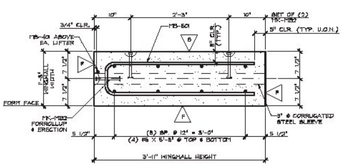

3 WW1 TRANSVERSE SECTION
1" = 1'-0"

△A DENOTES FORM FINISH

△B DENOTES SMOOTH FLOAT FINISH

SHOP NOTE:
28-DAY STRENGTH = 5,500 PSI
HANDLING STRENGTH = 3,500 PSI
DESIGN MIX #4495MDCC

MARK:	MB-WW1	QTY.: 4	WT.: 2.26 T	VOL.: 1.12 cy
MARK:	MB-WW2	QTY.: 4	WT.: 2.26 T	VOL.: 1.12 cy

MATERIAL LIST / WINGWALL

ITEM	MARK	DESCRIPTION	QTY./SLAB WW1	WW2
1	7SB-60	#6 BENT BAR	7	7
2		#5 x 9'-6"	8	8
3	7SB-60	#4 BENT BAR	2	2
4				
5	7SC-PBS2	2T X 5/8" DAYTON SHIFT LIFT (SALV.) (COMPOSITE)	4	4
6				
7		5" Ø CORRUGATED STEEL SLEEVE X 3'-11"	2	2
8				
9				
10				

APPROVAL STAMP:

J.P. CARRARA & SONS INC.
Precast & Prestress Manufacturer
247 Old Hill Road, West Rutland, Vermont 05777 Phone: (802) 483-6711 Fax: (802) 483-6670

KUBRICKY CONSTRUCTION CORPORATION
CONTRACTOR
WILTON, NY

STATE OF VERMONT AGENCY OF TRANSPORTATION
COUNTY OF ADDISON

TOWN OF MIDDLEBURY
MAIN ST., MINOR ARTERIAL & MERCHANTS ROW, MAJOR COLLECTOR
BRIDGE NO.: 103 & 3 PROJECT NO.: BHPB (1)

PRECAST WINGWALL DETAILS

DATE: MAY 22, 2017
SCALE: NOTED
CHKD: K.P. DFTM: A.G.
JOB NO: 3514-07
DWG. NO. WW1