



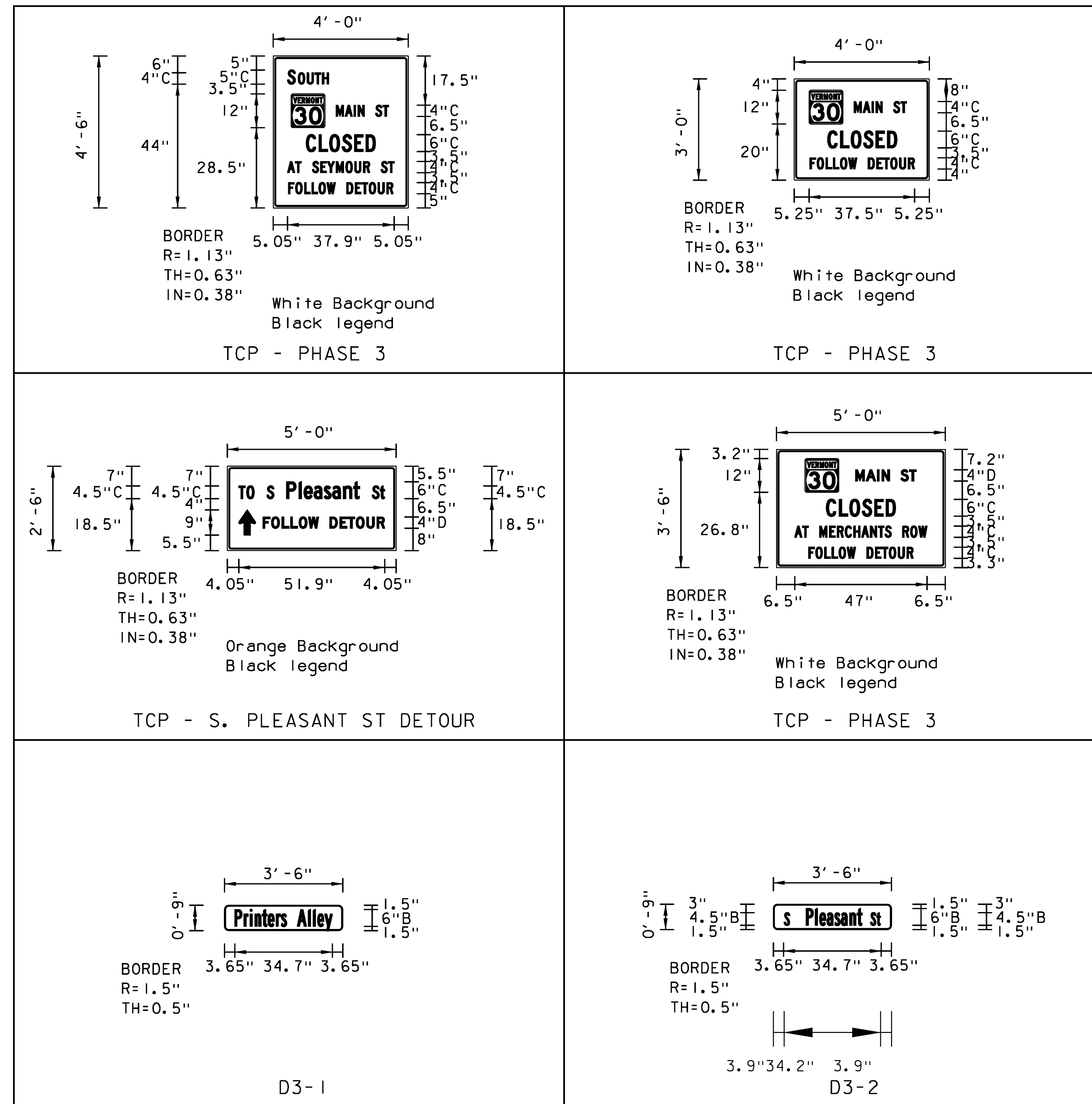


IDENTIFICATION NUMBER	SIZE OF SIGN		TEXT	NUMBER OF SIGNS REQ'D	REMARKS
	WIDTH (IN)	HEIGHT (IN)			
W1-4 (R)	36	36		1	MOUNT ON ONE POST
W1-4 (L)	36	36		1	MOUNT ON ONE POST
W1-6	48	24		1	MOUNT ON TYPE III BARRICADE
W20-1	36	36		5	MOUNT ON ONE POST

**NOTES:**

1. COLORS FOR THE M1-5 SIGNS SHALL MATCH THE COLORS SHOWN ON VTRANS STD. E-136B.
2. COLORS FOR THE M5-1, M6-1, M6-2, AND THE M6-3 SIGNS SHALL BE A BLACK ARROW AND BORDER ON RETROREFLECTIVE ORANGE BACKGROUND.
3. THE M1-5 SIGNS SHALL BECOME THE PROPERTY OF THE STATE AFTER THEY ARE REMOVED FROM THE DETOUR. THE CONTRACTOR SHALL DELIVER THE SIGNS TO THE TOWN AT THE TOWN GARAGE. ALL COSTS ASSOCIATED WITH PROVIDING THE SIGNS TO THE TOWN SHALL BE INCIDENTAL TO ITEM 641.10 "TRAFFIC CONTROL".
4. COLORS FOR THE M4-9, D3-1, AND D3-2 SIGNS SHALL BE A BLACK ARROW, TEXT, AND BORDER ON RETROREFLECTIVE ORANGE BACKGROUND.



PROJECT NAME:	MIDDLEBURY
PROJECT NUMBER:	EWP3(I)
FILE NAME:	z17b016_TCP_TSS.dgn
DESIGNED BY:	D.M. PECK
TCP - SIGN SUMMARY SHEET 2	
PLOT DATE:	5/19/2017
DRAWN BY:	D.M. PECK
CHECKED BY:	E.P. DETRICK
SHEET	32 OF 54

