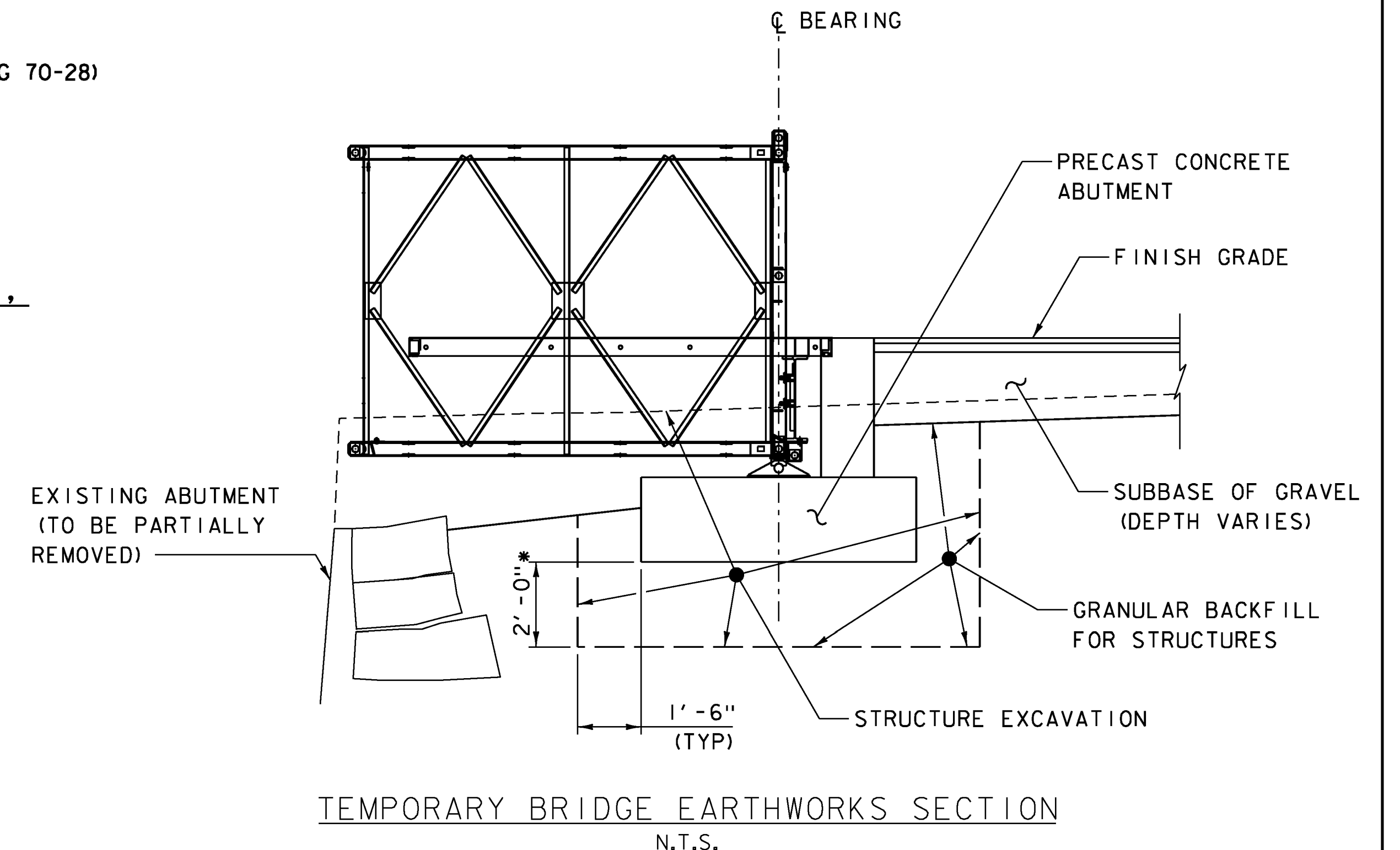
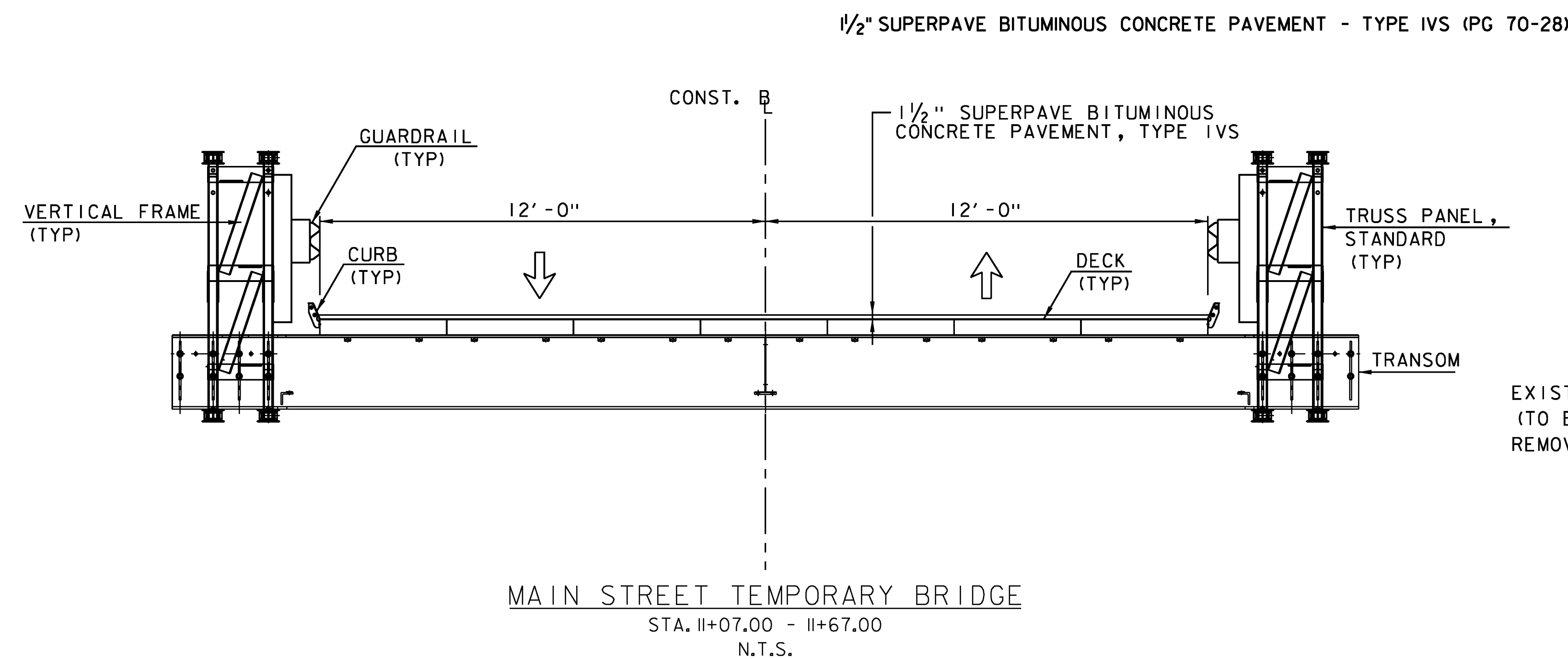
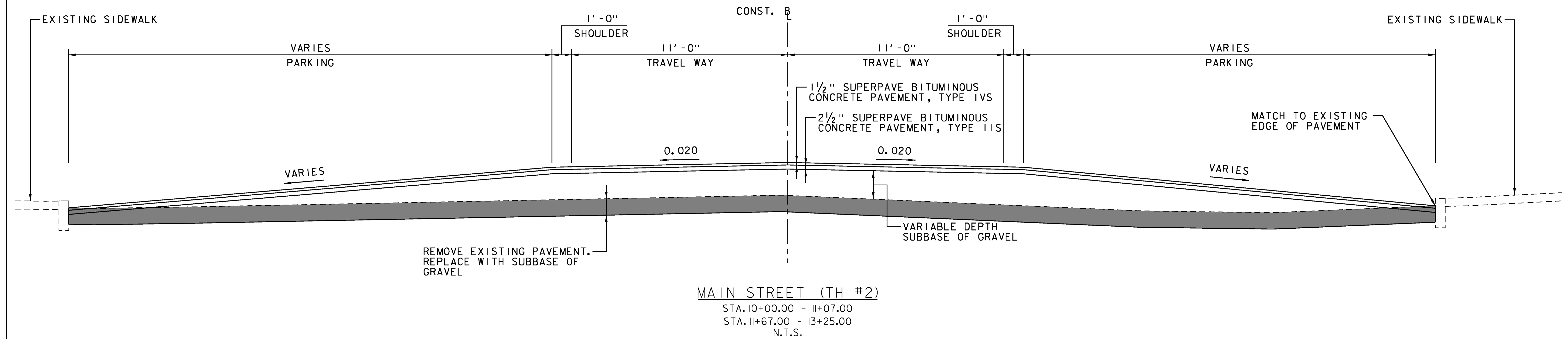


MATERIAL TOLERANCES	
MATERIAL ITEM	THICKNESS TOLERANCE
PAVEMENT (FULL DEPTH)	± 1/4" (TOTAL THICKNESS)
SUBBASE	± 1"
SAND BORROW	± 1"

TYPICAL SECTIONS

1/2" SUPERPAVE BITUMINOUS CONCRETE PAVEMENT - TYPE IVS (PG 70-28)
 2 1/2" SUPERPAVE BITUMINOUS CONCRETE PAVEMENT - TYPE IIS (PG 70-28)
 SUBBASE OF GRAVEL



NOTES

- SIDEWALK RAMP DETECTABLE WARNING SURFACES SHALL BE TRUNCATED DOME DETECTABLE WARNING CAST IRON PLATES FROM THE VTRANS APPROVED PRODUCTS LIST.
- SAWCUT OF EXISTING PAVEMENT, CONCRETE BASE, OR SIDEWALK SHALL BE INCIDENTAL TO TEMPORARY BRIDGE ITEMS (TYP).
- TACK COAT: EMULSIFIED ASPHALT IS TO BE APPLIED AT AN APPLICATION RATE OF 0.040 GAL/SY BETWEEN SUCCESSIVE COURSES OF PAVEMENT AND ON COLD-PLAINED BITUMINOUS SURFACES AS DIRECTED BY THE ENGINEER.

* IF MATERIAL ENCOUNTERED IS DETERMINED TO BE UNSUITABLE BY THE ENGINEER.

PROJECT NAME: MIDDLEBURY	PLOT DATE: 5/19/2017
PROJECT NUMBER: EWP3(1)	DRAWN BY: D.M. PECK
FILE NAME: z17b016_TYP.dgn	DESIGNED BY: D.M. PECK
PROJECT LEADER: A.P. GUYETTE	CHECKED BY: E.P. DETRICK
TYPICAL SECTIONS SHEET 1	SHEET 5 OF 54

