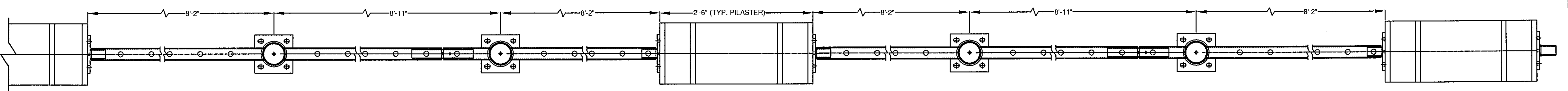


BREAK  
LINE "B"

**WEST RAILING, FACING WEST**



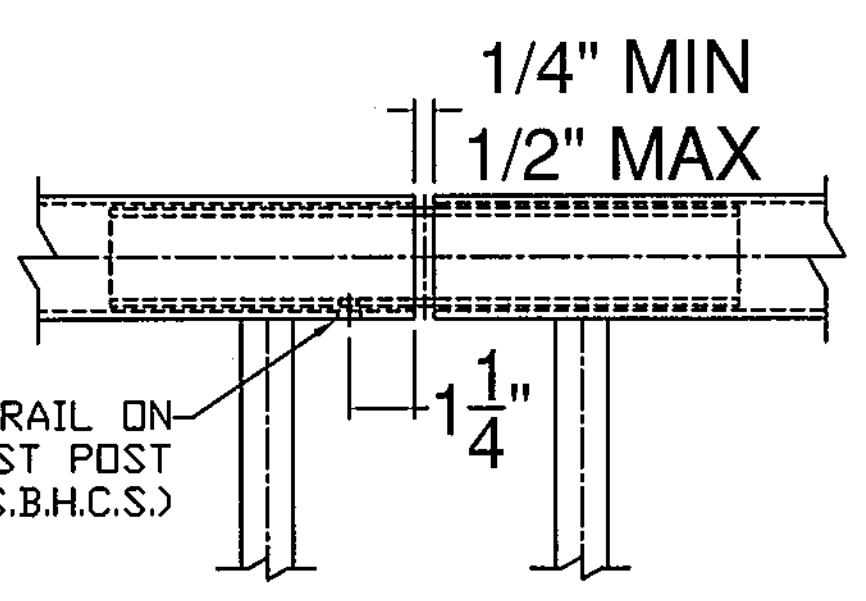
SOUTH CORNER

PLAN VIEW OF A SECTION OF THE WEST RAIL

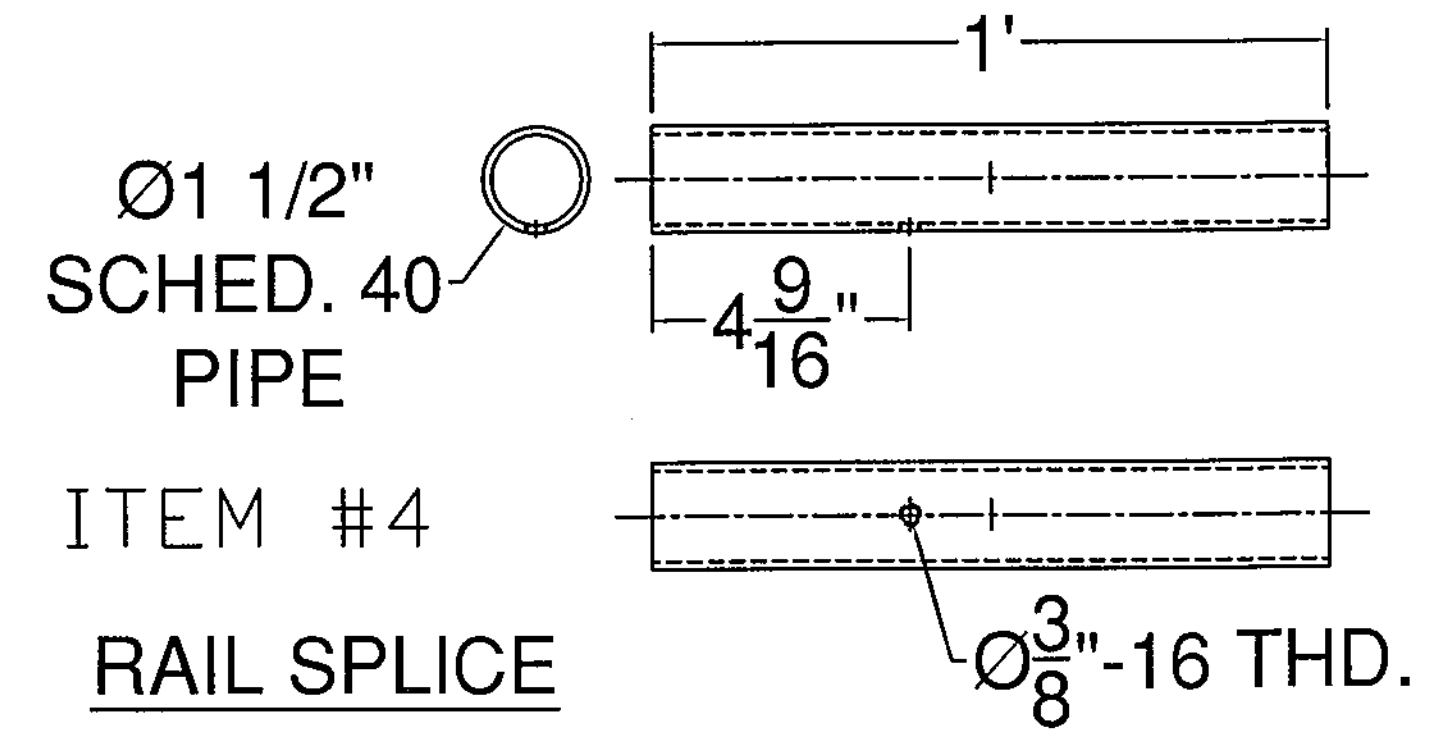
BILL OF MATERIAL			
ITEM	QTY	DESCRIPTION	ASTM DESIGNATION
1	5	RAIL SECTION "A" W/ BASE PLATE	A500/A53 Gr. B/A572 Gr. 50 CVN
2	6	RAIL SECTION "B" W/ BASE PLATE	A500/A53 Gr. B/A572 Gr. 50 CVN
3	1	RAIL SECTION "C" W/ BASE PLATE	A500/A53 Gr. B/A572 Gr. 50 CVN
4	12	RAIL SPLICE (1 1/2" SCHEDULE 40)	A500/A53 Grade B
5	12	Ø3/8" X 1/2" SOCKET, BUTTON HEAD CAP SCREW	A307 (ZINC PLATED - IMPORTS)
6	13	POST ANCHOR PLATES, 1/8" X 7 1/2" X 7 1/2"	A36
7	12	SIDE ANCHOR PLATES, 1/8" X 7 1/2" X 1'-9"	A36
8	12	SIDE BASE PLATES, 1/2" X 7 1/2" X 1'-9"	A572 Gr. 50 CVN
9	*102	Ø 5/8" X 10" FULLY THREADED ANCHOR STUDS	A449
10	100	Ø 5/8" HEX JAM NUTS	A563
11	202	Ø 5/8" HEAVY HEX NUTS	A563
12	302	Ø 5/8" FLAT WASHERS	F436
13	13	1/8" X 7 1/2" X 7 1/2" POST BEARING PAD	AASHTO M251
14	2	"W" PANEL TERMINAL CONNECTOR, 10 Ga.	AASHTO M180
15	2	CONNECTION PLATE W/ 1" SCHED. 40 PIPE	A500/A53 Grade B/A36
16	16	Ø 5/8" PANEL BOLTS, NUTS	A307
17	12	Ø 7/8" X 12" FULLY THREADED ANCHOR STUDS	A449
18	24	Ø 7/8" HEAVY HEX NUTS	A563
19	24	Ø 7/8" FLAT WASHERS	F436

\* - TWO ADDITIONAL FOR Vtrans QA TESTING

Vermont Agency of Transportation  
**RECEIVED**  
ON: June 2, 2016  
and Checked for  
**CONFORMANCE**  
BY: Jennifer Fitch DATE: 06/03/16



RAIL SPLICE DETAIL



ITEM #4

RAIL SPLICE

**SHOP DRAWING REVIEW**

REVIEWED AS REQUIRED BY THE CONSTRUCTION CONTRACT DOCUMENTS AND APPROVED, BUT ONLY FOR CONFORMANCE TO THE DESIGN CONCEPT OF THE WORK, AND SUBJECT TO FURTHER LIMITATIONS AND REQUIREMENTS CONTAINED IN THE CONSTRUCTION CONTRACT DOCUMENTS.

REJECTED  REVISE AND RESUBMIT  APPROVED AS NOTED

CORRECTIONS OR COMMENTS MADE ON THE SHOP DRAWINGS DURING THIS REVIEW DID NOT RELIEVE CONTRACTOR FROM COMPLIANCE WITH REQUIREMENTS OF THE DRAWINGS AND SPECIFICATIONS. THIS CHECK IS ONLY FOR REVIEW OF GENERAL CONFORMANCE WITH THE DESIGN CONCEPT OF THE PROJECT AND GENERAL COMPLIANCE WITH THE INFORMATION GIVEN IN THE CONTRACT DOCUMENTS. THE CONTRACTOR IS RESPONSIBLE FOR CONFIRMING AND CORRELATING ALL QUANTITIES AND DIMENSIONS, SELECTING FABRICATION PROCESSES AND TECHNIQUES OF CONSTRUCTION, COORDINATING THEIR WORK WITH THAT OF ALL OTHER TRADES, AND PERFORMING THEIR WORK IN A SAFE AND SATISFACTORY MANNER.

GLD Consulting Engineers  
240 Commercial Street  
Manchester, NH 03101  
603-888-8223

Job Number: 150223  
Reviewed by: SRB  
Date: 06/03/2016

ITEM #: 900.640

APPROVED BY:

SHEET 2 OF 5

**BRIDGE RAIL DETAILS SHEET**  
BRATTLEBORO BR 2000 (26)  
VERMONT

R NO.	DATE	DESCRIPTION	BY	R NO.	DATE	DESCRIPTION	BY
1	6/2/16	REVISED PER 5/18/16 DWG REVIEW	E.P.				

**ELDERLEE, INC.**  
OAKS CORNERS, NEW YORK 14518  
E-Mail: [along@elderlee.com](mailto:along@elderlee.com)  
Tel: 315-789-6670 Fax: 315-789-6615

**CERTIFIED FABRICATOR**

DRAWN	E.P.	5/4/16
CHECKED	D.L.	5/4/16
APPROVED		
SCALE	SCHEMATIC	
DRAWING NO. F.R. LAFAYETTE-BRATTLEBORO (26)		