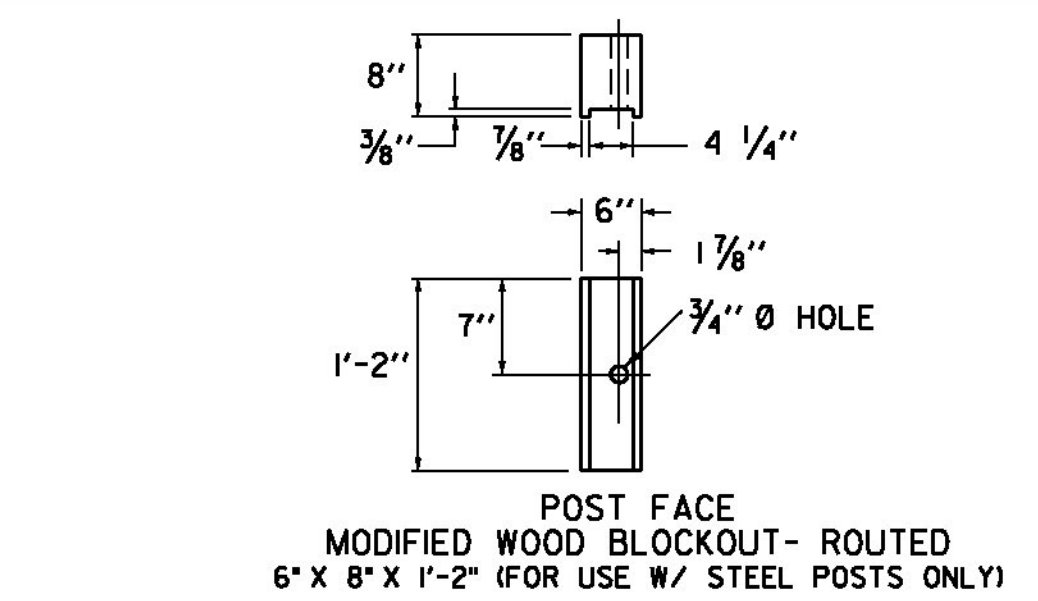
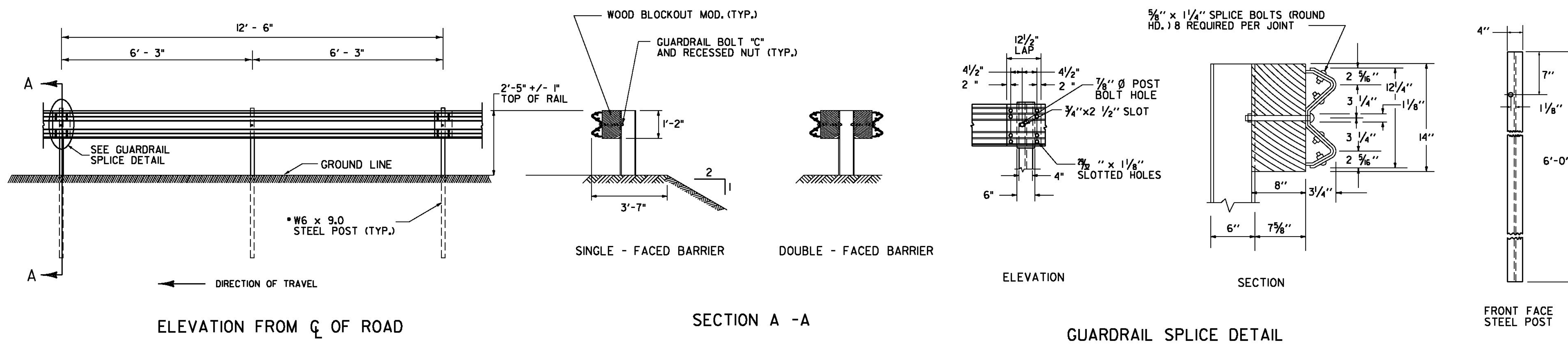
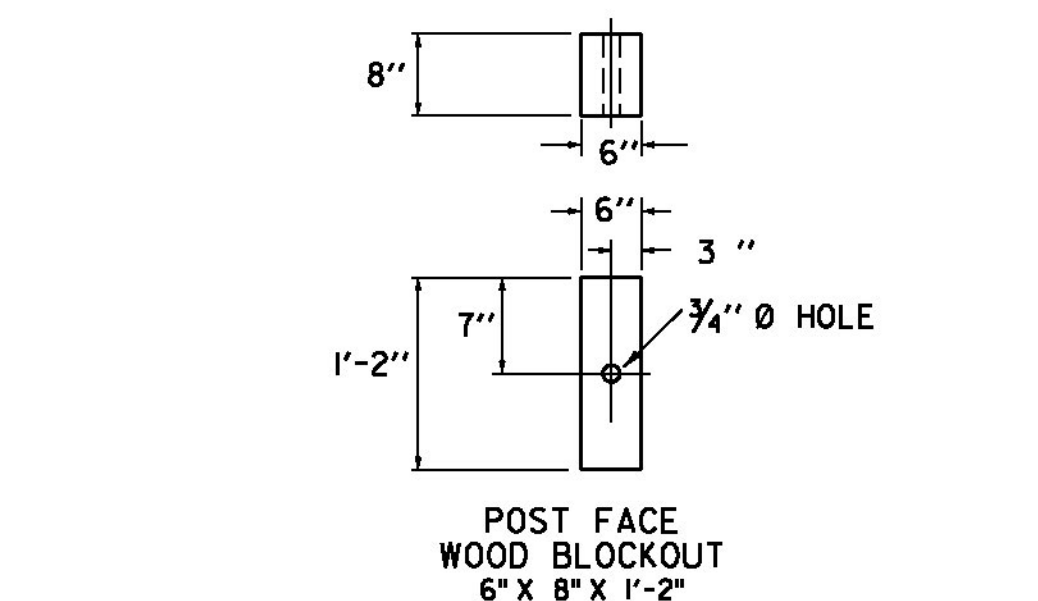
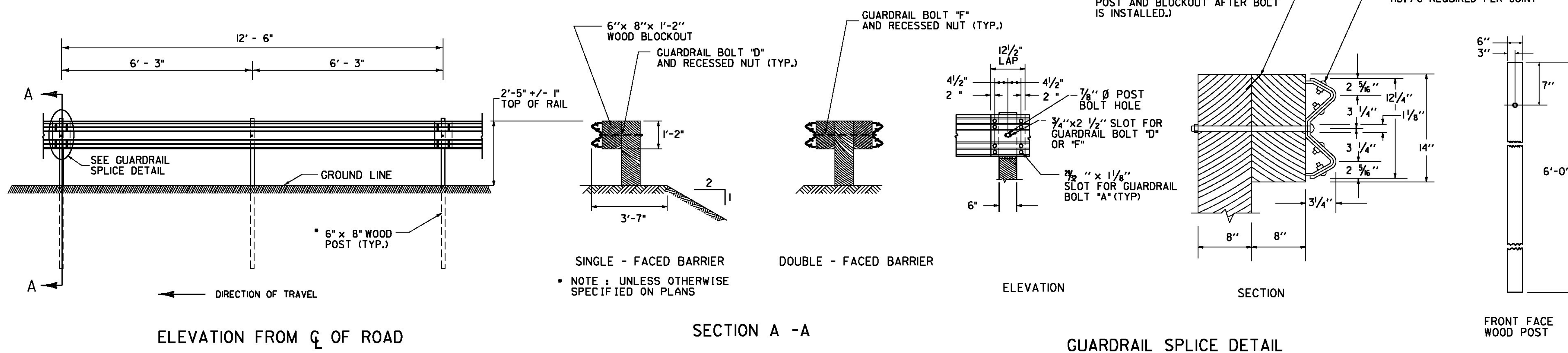


"W" BEAM GUARDRAIL WITH STEEL POSTS



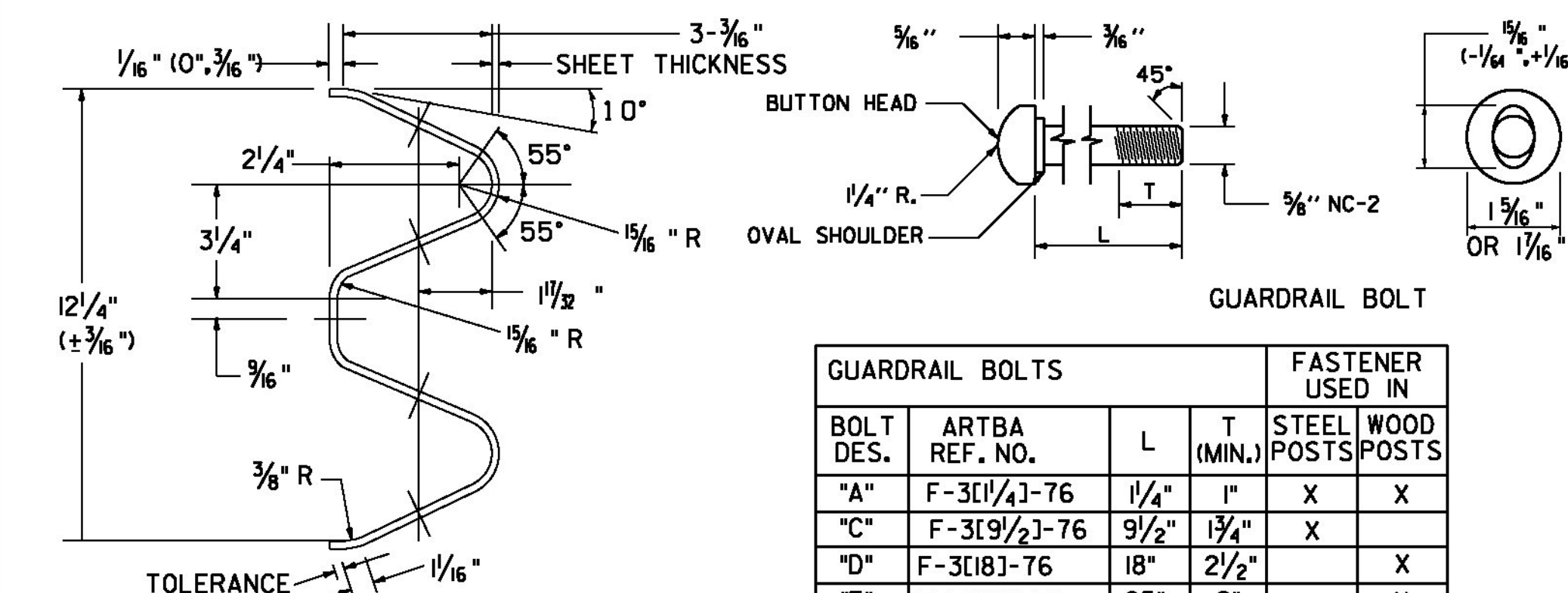
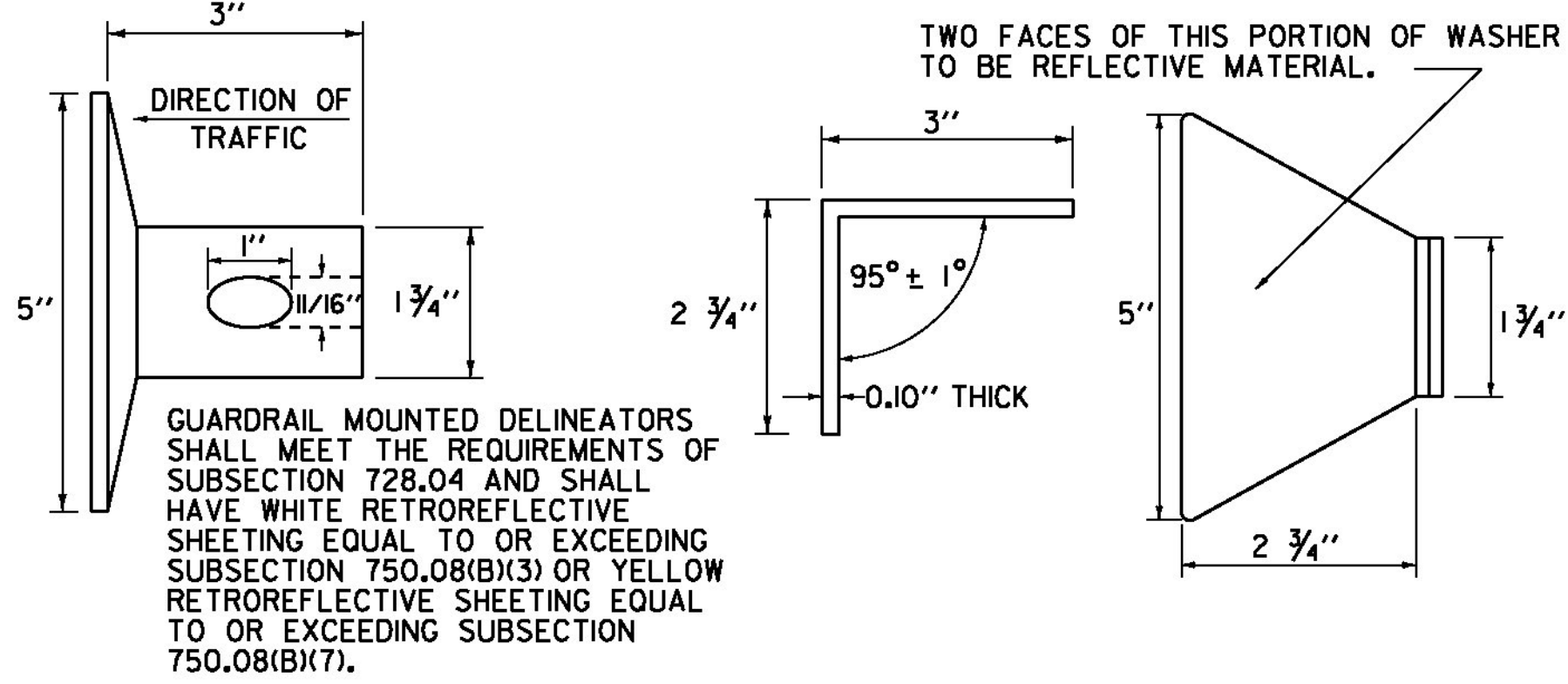
- NOTES:
- BLOCKS SHALL BE MADE OF TIMBER WITH A STRESS GRADE OF 1200 PSI OR MORE. TESTING SHALL BE IN ACCORDANCE WITH WEST COAST LUMBER INSPECTION BUREAU, SOUTHERN PINE INSPECTION BUREAU OR OTHER APPROPRIATE ASSOCIATION. TIMBER FOR BLOCKS SHALL BE ROUGH SAWN (UNPLANED) WITH DIMENSIONS INDICATED. THE SIZE TOLERANCE OF ROUGH SAWN BLOCKS IN THE DIRECTION OF THE BOLT HOLES SHALL BE NOT MORE THAN +/- 1/4".
  - SUPPLY WOOD BLOCKS PER AASHTO M 168.
  - TREAT WITH PRESERVATIVE PER AASHTO M 133.
  - BLOCKOUTS MAY ALSO BE MADE OF APPROVED ALTERNATIVE MATERIAL.

"W" BEAM GUARDRAIL WITH WOOD POSTS

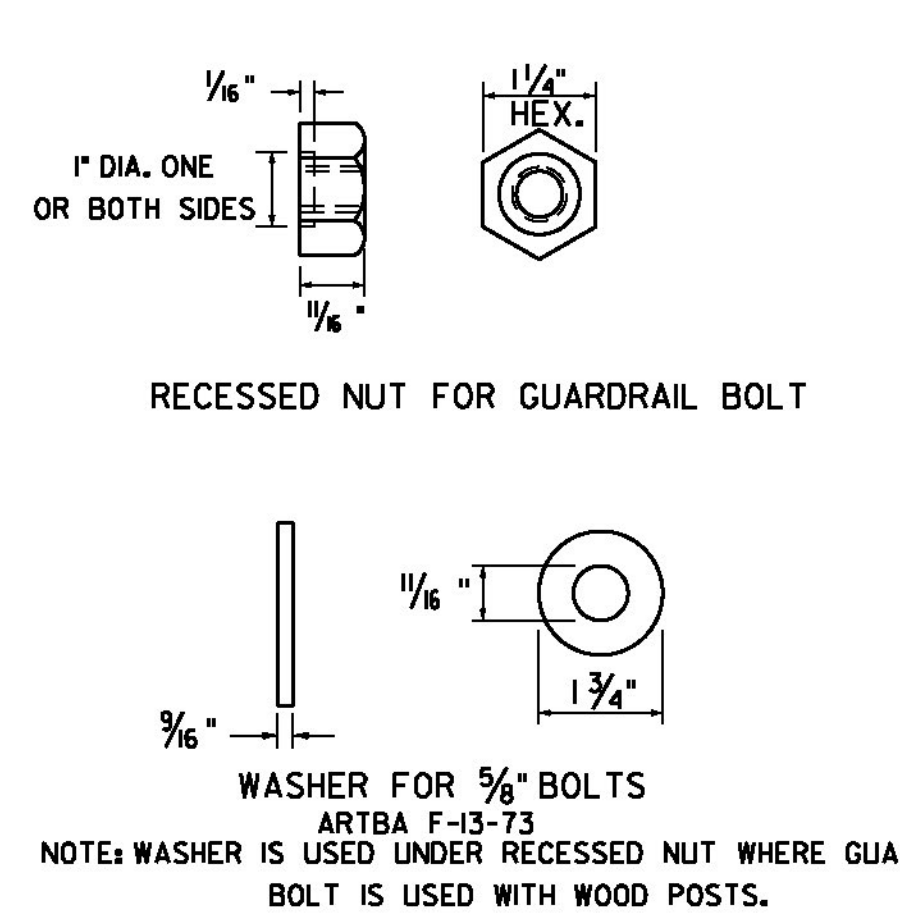


- NOTES:
- BLOCKS SHALL BE MADE OF TIMBER WITH A STRESS GRADE OF 1200 PSI OR MORE. TESTING SHALL BE IN ACCORDANCE WITH WEST COAST LUMBER INSPECTION BUREAU, SOUTHERN PINE INSPECTION BUREAU OR OTHER APPROPRIATE ASSOCIATION. TIMBER FOR BLOCKS SHALL BE ROUGH SAWN (UNPLANED) WITH DIMENSIONS INDICATED. THE SIZE TOLERANCE OF ROUGH SAWN BLOCKS IN THE DIRECTION OF THE BOLT HOLES SHALL BE NOT MORE THAN +/- 1/4".
  - SUPPLY WOOD BLOCKS PER AASHTO M 168.
  - TREAT WITH PRESERVATIVE PER AASHTO M 133.
  - BLOCKOUTS MAY ALSO BE MADE OF APPROVED ALTERNATIVE MATERIAL.

GUARDRAIL DELINEATOR



GUARDRAIL BOLTS		FASTENER USED IN	
BOLT DES.	ARTBA REF. NO.	L (MIN.)	STEEL WOOD POSTS
"A"	F-3[11/4]-76	1 1/4"	X X
"C"	F-3[9/2]-76	9/2"	X
"D"	F-3[18]-76	18"	X
"F"	F-3[25]-76	25"	X



- GENERAL NOTES:
- GUARDRAIL SHALL MEET THE REQUIREMENTS OF AASHTO M 180, CLASS A, TYPE I, UNLESS OTHERWISE DESIGNATED.
  - GUARDRAIL SHALL BE SINGLE FACED UNLESS OTHERWISE DESIGNATED.
  - GUARDRAIL SECTIONS SHALL BE LAPPED IN THE DIRECTION OF TRAFFIC FLOW FOR THE LANE NEAREST THE GUARDRAIL.
  - FOR DESCRIPTION AND SPECIFICATION OF PARTS IDENTIFIED BY (ARTBA ...) AND OTHER DETAILS OF BOLTS, POST ACCESSORIES, FASTENERS & RAIL ELEMENTS, SEE AASHTO-AGC-ARTBA JOINT TASK FORCE NO. 13, TITLED "A GUIDE TO STANDARDIZED HIGHWAY BARRIER HARDWARE", LATEST EDITION.
  - STANDARD STEEL BEAM TO BE 1/8" AND THE HEAVY DUTY TO BE 3/4" THICK.

REV.	DATE	DESCRIPTION
--	JAN. 3, 2000	UPDATED TO REFLECT METRIC STD. CHANGES
--	FEB. 10, 2014	UPDATED TO REFLECT GUARDRAIL HEIGHT OF 29"; FHWA LETTER (MAY 17, 2010)
--	NOV. 10, 2015	UPDATED DELINEATOR RETROREFLECTIVE SHEETING NOTES

OTHER STANDARDS REQUIRED: G-ID  
VTRANS AND FHWA APPROVAL ON FILE WITH CONTRACT ADMINISTRATION

STEEL BEAM GUARDRAIL WITH STEEL POSTS  
STEEL BEAM GUARDRAIL WITH WOOD POSTS

