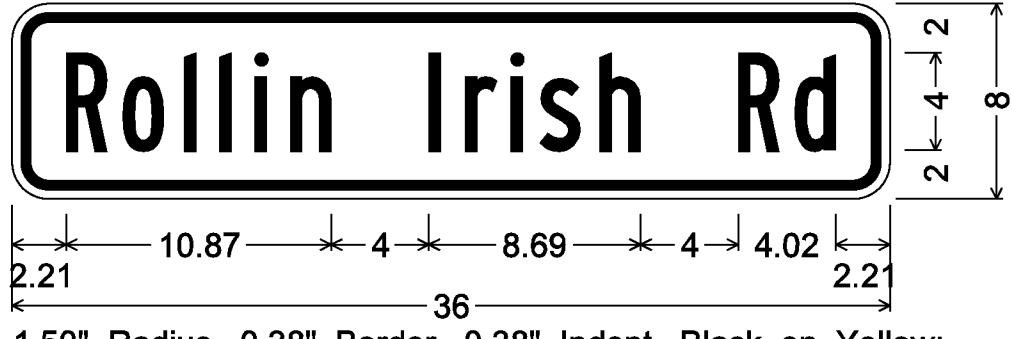


1.500" Radius, 0.375" Border, White on Green;
 [Northfield] C; [9] C; Standard Arrow Custom 9.000" X 6.125" 0°;

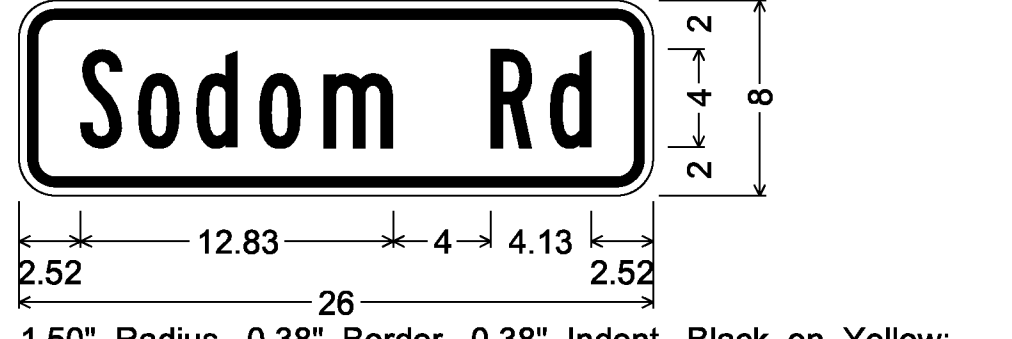
D1-1



1.50" Radius, 0.38" Border, 0.38" Indent, Black on Yellow;
 [Rollin Irish Rd] B 85% spacing;



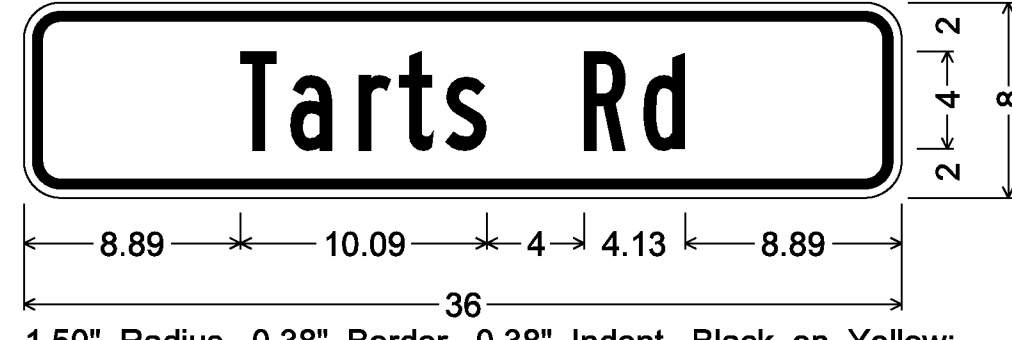
1.50" Radius, 0.38" Border, 0.38" Indent, Black on Yellow;
 [Sandy Birch Rd] C;



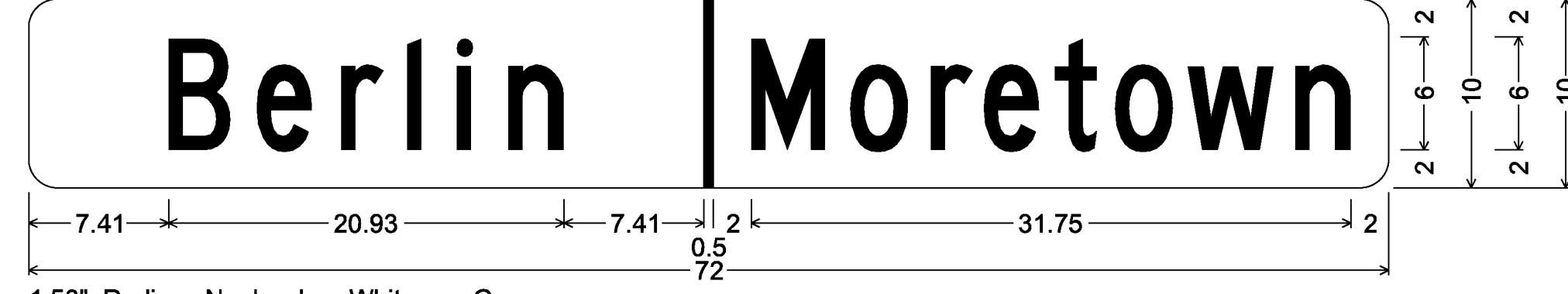
1.50" Radius, 0.38" Border, 0.38" Indent, Black on Yellow;
 [Sodom Rd] B;



1.50" Radius, 0.38" Border, 0.38" Indent, Black on Yellow;
 [South Hill Rd] B 80% spacing;
 Standard Arrow Custom 6.00" X 4.00" 0°;
 Standard Arrow Custom 6.00" X 4.00" 180°;
 [Hathaway Rd] B;



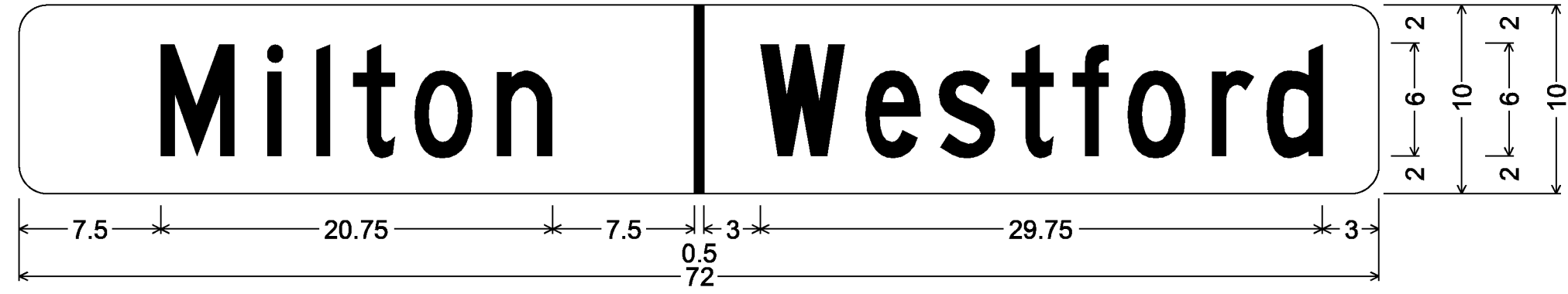
1.50" Radius, 0.38" Border, 0.38" Indent, Black on Yellow;
 [Tarts Rd] B;



1.50" Radius, No border, White on Green;
 [Berlin] C; [Moretown] C specified length;

VD-024

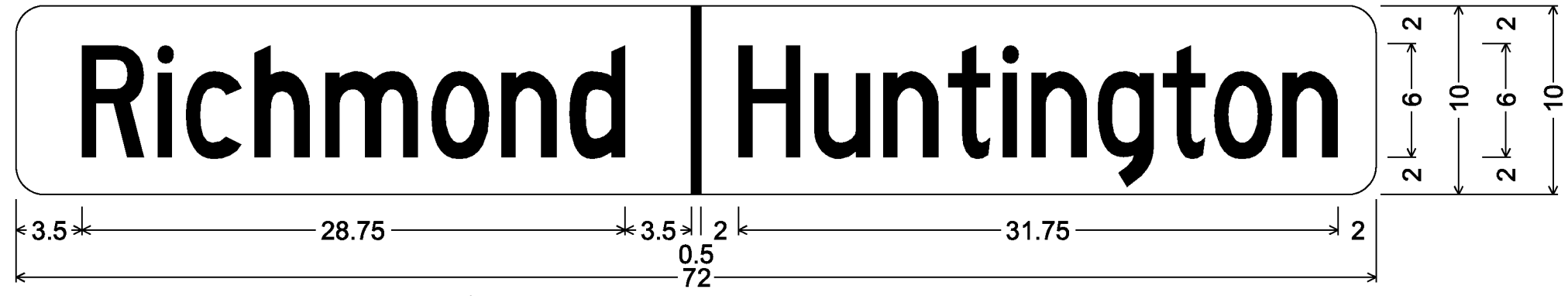
SEE SHEET I3 OF 73 FOR INSTALLATION INFORMATION



1.50" Radius, No border, White on Green;
 [Milton] C specified length; [Westford] C specified length;

VD-024

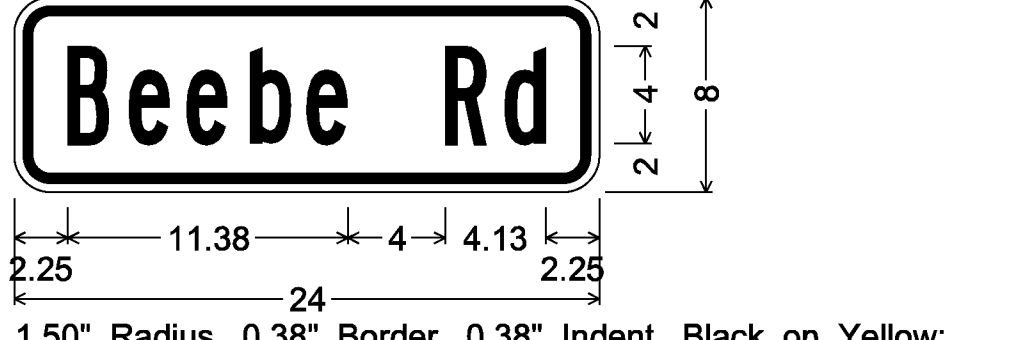
SEE SHEET I3 OF 73 FOR INSTALLATION INFORMATION



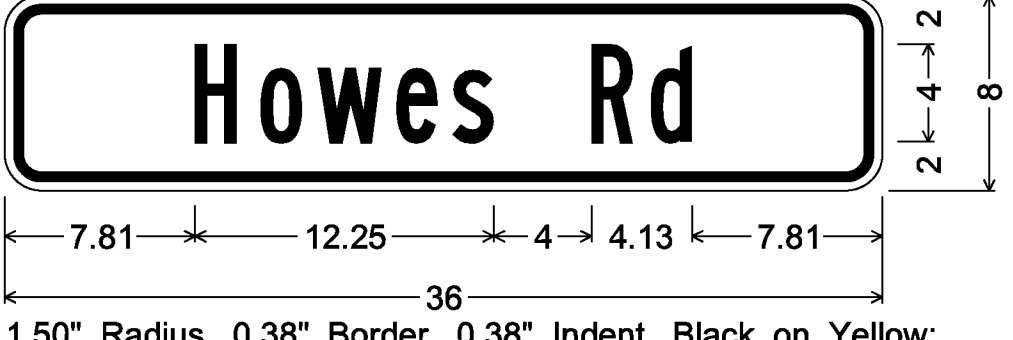
1.50" Radius, No border, White on Green;
 [Richmond] C specified length; [Huntington] C specified length;

VD-024

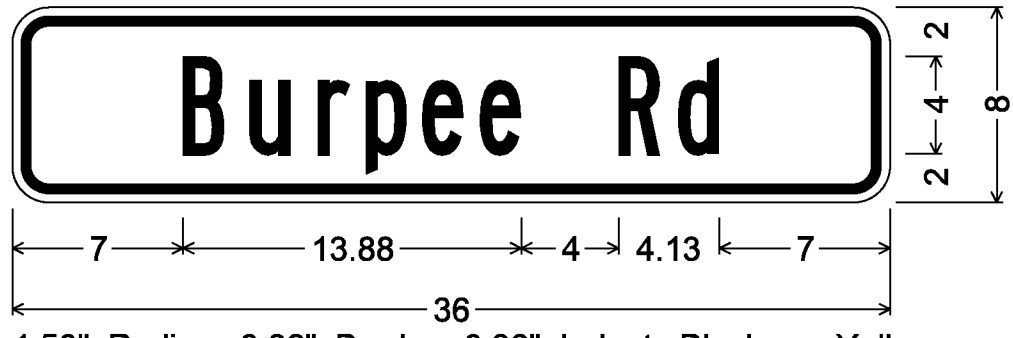
SEE SHEET I3 OF 73 FOR INSTALLATION INFORMATION



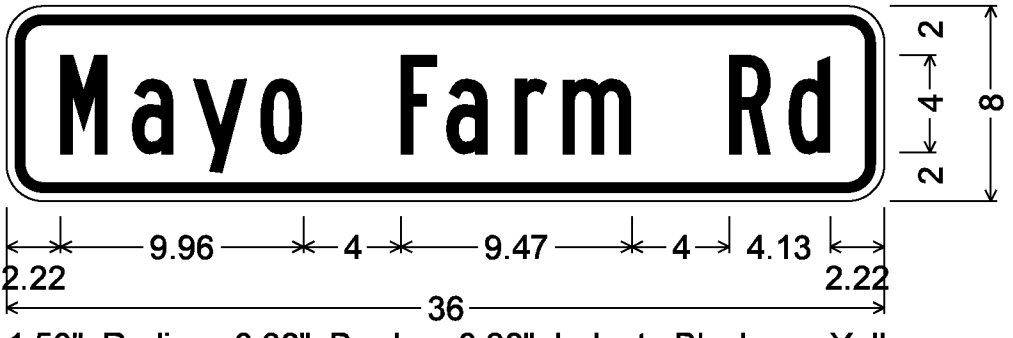
1.50" Radius, 0.38" Border, 0.38" Indent, Black on Yellow;
 [Beebe Rd] B;



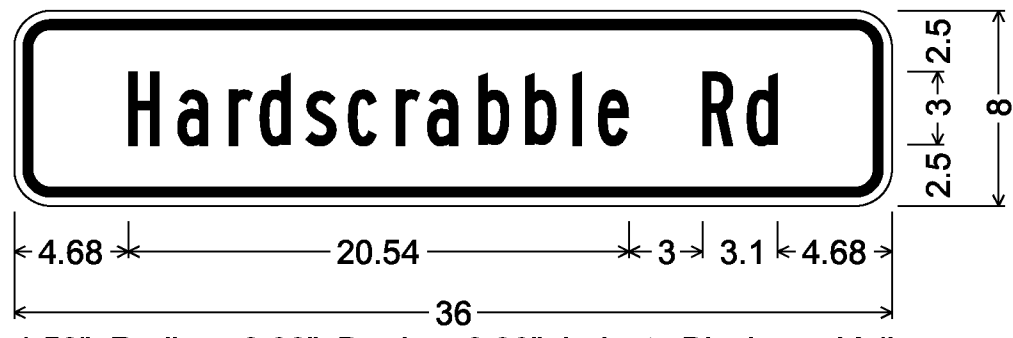
1.50" Radius, 0.38" Border, 0.38" Indent, Black on Yellow;
 [Howes Rd] B;



1.50" Radius, 0.38" Border, 0.38" Indent, Black on Yellow;
 [Burpee Rd] B;



1.50" Radius, 0.38" Border, 0.38" Indent, Black on Yellow;
 [Mayo Farm Rd] B;



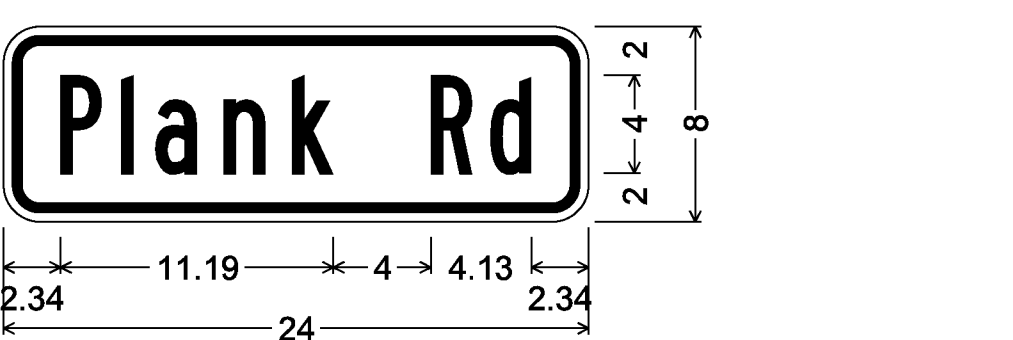
1.50" Radius, 0.38" Border, 0.38" Indent, Black on Yellow;
 [Hardscrabble Rd] B;



1.50" Radius, 0.38" Border, 0.38" Indent, Black on Yellow;
 [Moretown] B; [Common Rd] B;



1.50" Radius, 0.38" Border, 0.38" Indent, Black on Yellow;
 [Hathaway Rd] B 80% spacing;
 Standard Arrow Custom 6.00" X 4.00" 0°;
 Standard Arrow Custom 6.00" X 4.00" 180°;
 [South Hill Rd] B 80% spacing;



1.50" Radius, 0.38" Border, 0.38" Indent, Black on Yellow;
 [Plank Rd] B;

NOTE:
 D3-1 SIGNS WILL HAVE NAMES PRINTED ON BOTH SIDES OF SIGN

PROJECT NAME:	STATEWIDE NORTHWEST REGION
PROJECT NUMBER:	STP HRRR (I7)
FILE NAME:	signdet014.dgn
PROJECT LEADER:	J. DEVLIN
DESIGNED BY:	N. PATTIS
PROJECT SIGN DETAIL SHEET	4
PLOT DATE:	1/22/2014
DRAWN BY:	N. PATTIS
CHECKED BY:	B. GROSE
SHEET	16 OF 73