

18-0989 3/11/2019 COPYRIGHT © 2011-2018 BY CIVIL DESIGN PROFESSIONALS. THIS DRAWING IS BEING FURNISHED FOR THIS SPECIFIC PROJECT ONLY. COPY AND/OR REUSE WITHOUT THE CONSENT OF CIVIL DESIGN PROFESSIONALS IS PROHIBITED.

NOTES:

1. REINFORCED WALLS SHALL BE CONSTRUCTED WITH RECON SERIES 50: 24" DEEP UNITS USING 0.0° BATTER (NEAR VERTICAL) AND STRATAGRID SG350 GEOGRID REINFORCEMENT AT THE ELEVATIONS SHOWN. ALL BLOCKS NOT SHOWN ARE 24" DEEP MIDDLE UNITS.
2. WALLS 1 AND 2 SHALL BE BACKFILLED WITH GRANULAR BACKFILL FOR STRUCTURES.
- * 3. A GEOTEXTILE FABRIC SHALL BE PLACED WHERE RETAINING WALLS ABUT TO THE PROPOSED BRIDGE ABUTMENTS AS SHOWN ON THE PLAN SHEETS. OVERLAP ALL ABUTMENT JOINTS 24" WITH A MINIMUM 48" WIDE FABRIC. (SEE DETAIL 7/4.00)
4. IF COMPETENT BEDROCK IS ENCOUNTERED DURING CONSTRUCTION, THE CONTRACTOR AND RESIDENT ENGINEER CAN DETERMINE TO ELIMINATE BLOCK OR EXCAVATE BEDROCK LEDGE.
5. SEE MANUFACTURER INFORMATION FOR ADDITIONAL CONSTRUCTION DETAILS FOR THE RECON RETAINING WALL SYSTEM. THE MANUFACTURER INFORMATION SHALL ACCOMPANY THE CONSTRUCTION PLANS.
6. SEE DETAIL 4/4.01 FOR CIP PAD REQUIREMENTS.

RECON BLOCK KEY		
RCT	RIGHT CORNER TOP	2
LCT	LEFT CORNER TOP	2
T	TOP BLOCK	16
24M	24" DEEP MIDDLE BLOCK	137
2H	24" DEEP HALF MIDDLE	32
24B	24" DEEP BOTTOM BLOCK	6
STRATAGRID SG350		623 SY
WWW.RECONWALLS.COM		

CONTRACTOR SHALL CONFIRM ALL QUANTITIES

Approved

BY: R. Young

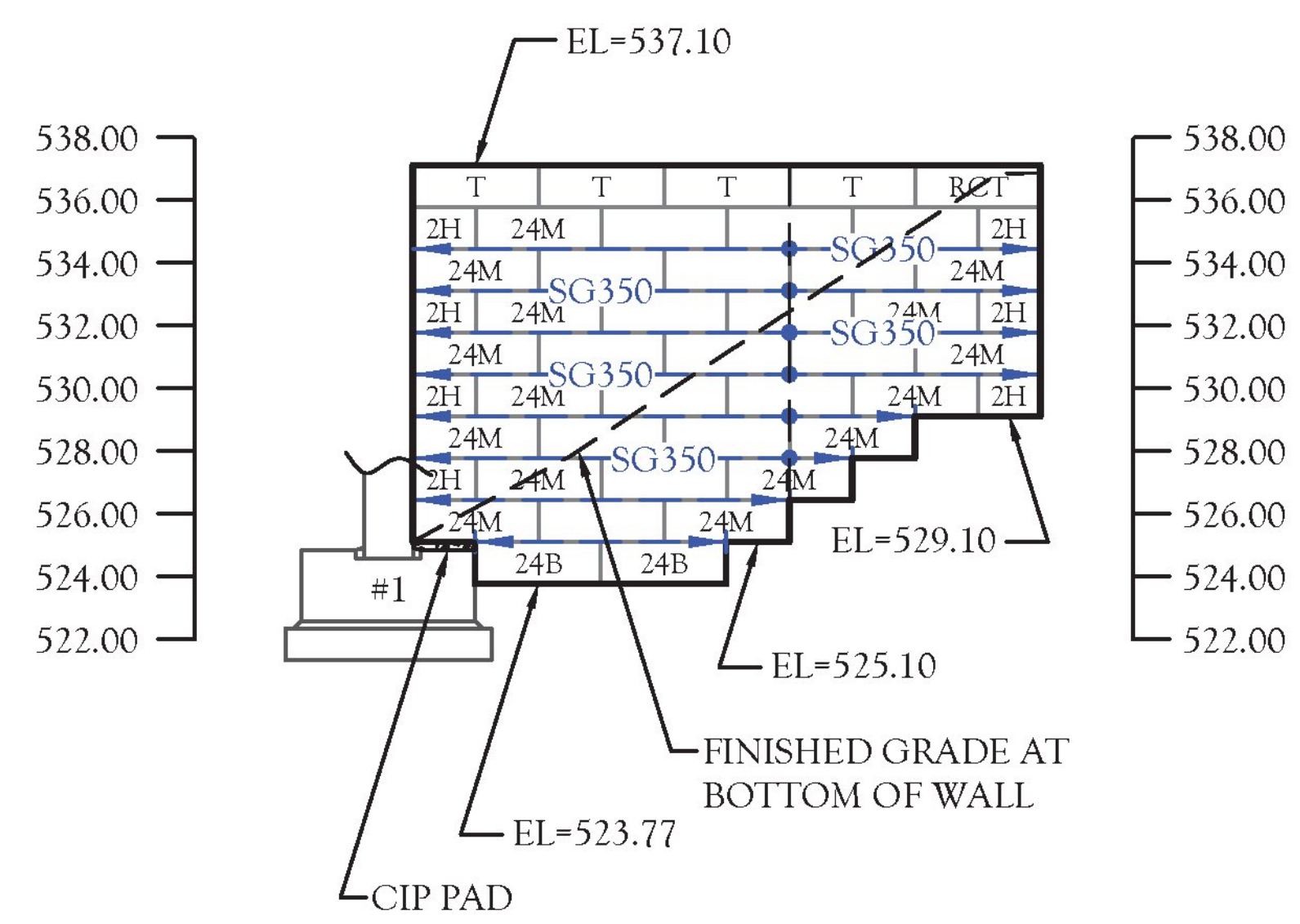
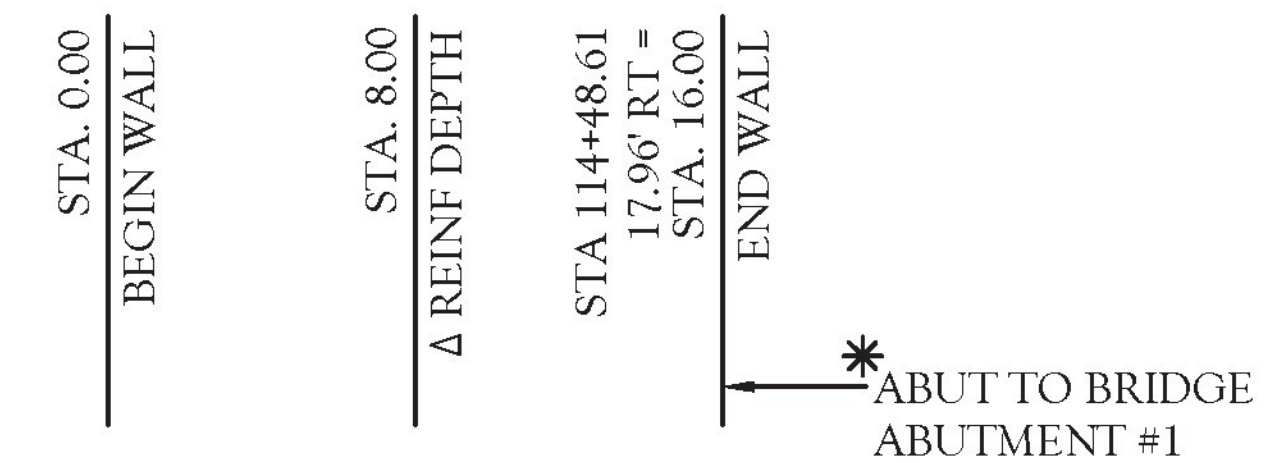
DATE: 3/13/19

RESUBMIT: No

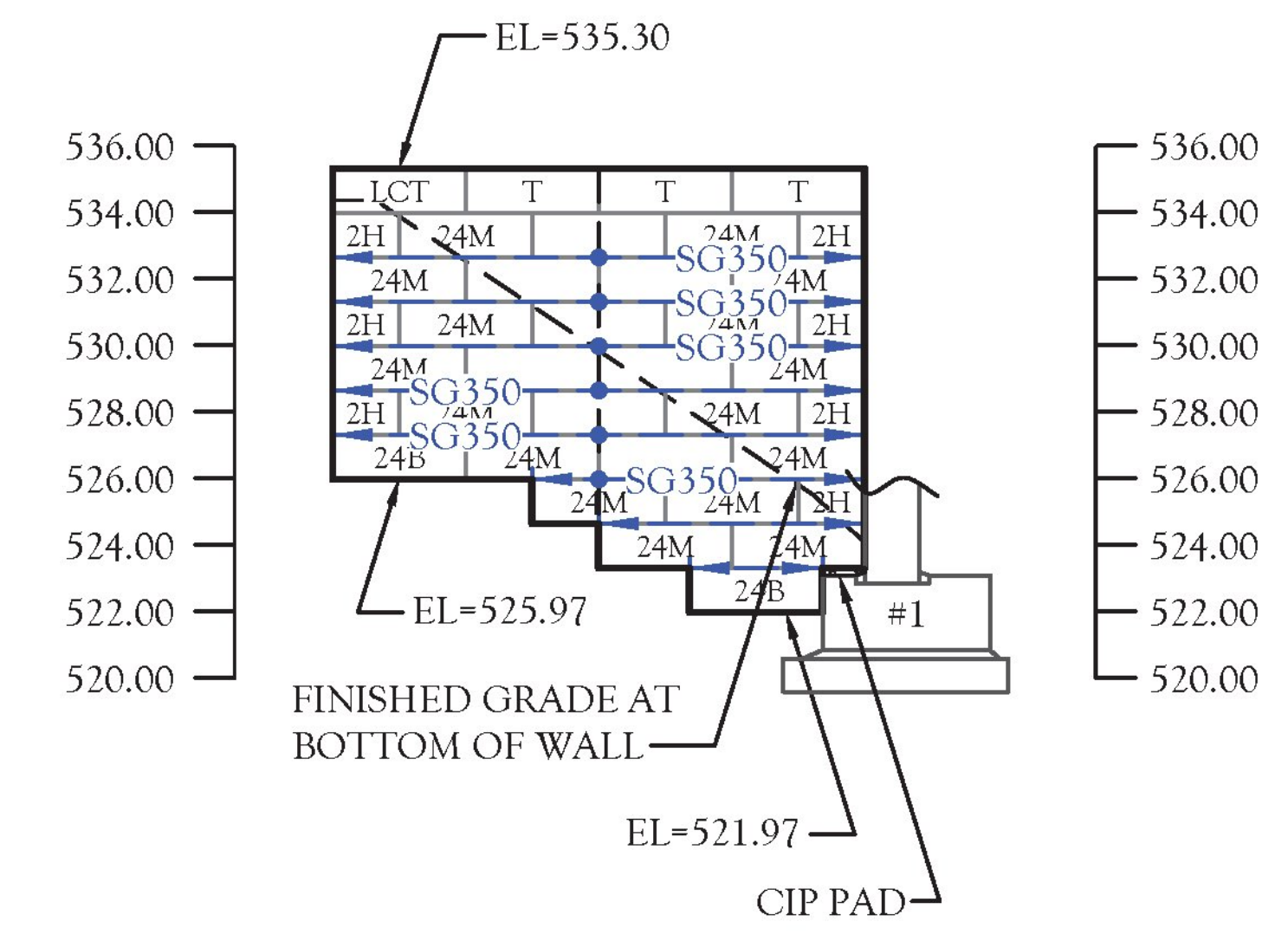
RECEIVED: March 12, 2019

CKD BY: G. Laroche/G. Dargan

STATE OF VERMONT
AGENCY OF TRANSPORTATION



RECON WALL 1 - FRONT FACE ELEVATION



RECON WALL 2 - FRONT FACE ELEVATION

CIVIL DESIGN PROFESSIONALS

8609 LYNDALE AVENUE SOUTH, SUITE 200 BLOOMINGTON, MN 55420
PHONE: (652) 303-5312 | WEBSITE: WWW.CDP.US.COM
RTE SOLUTION PROFESSIONALS, INC. D.B.A. CIVIL DESIGN PROFESSIONALS

No	Date	Revision	By
1	03.05.2019	REVIEW COMMENTS	TPH
2	03.11.2019	REVIEW COMMENTS	TPH
3			
4			
5			
6			

Designed By: TPH	Project: POULTNEY BRIDGE REPLACEMENT POULTNEY, VERMONT	Registration No: 74668
Scale: 1" = 10'	Title: WALL 1 AND 2 ELEVATION	Project No: 18-0989
Date: JAN 17, 2019		Sheet No: 6.00

STATE OF VERMONT
CURT J. DERICHS
NO. 74668
CIVIL
PROFESSIONAL ENGINEER

Date: 3/13/19

CURT J. DERICHS, P.E.