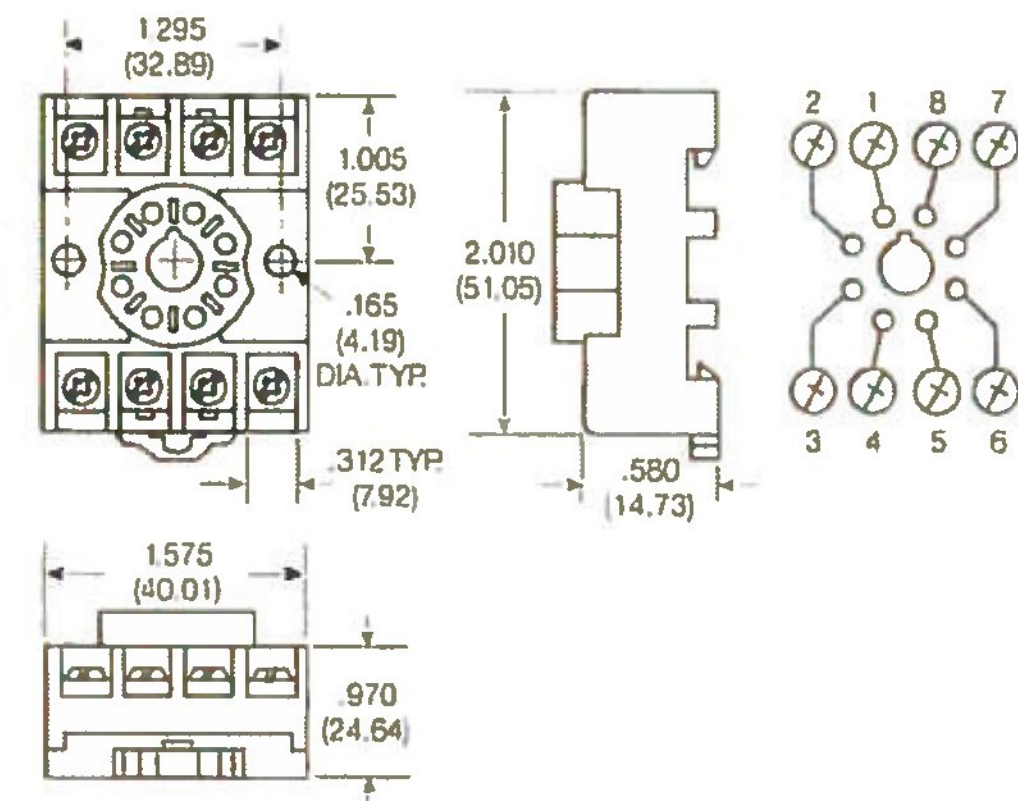


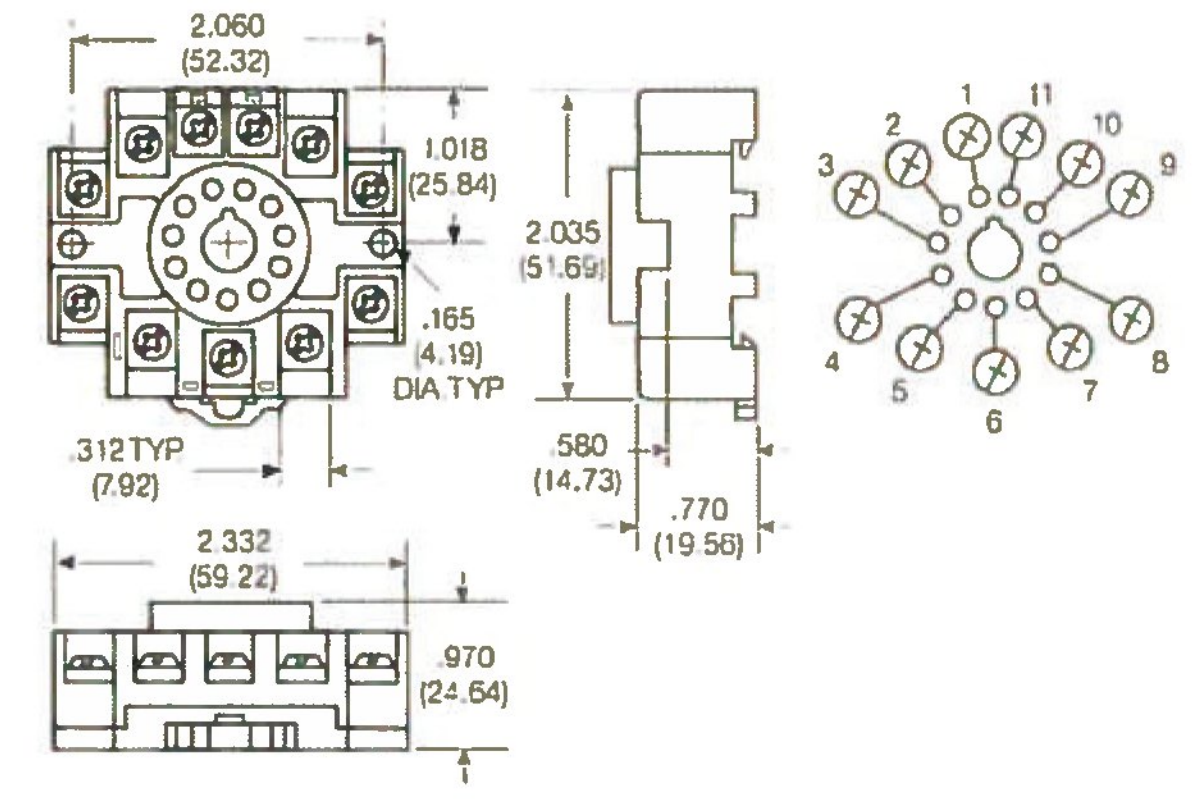
**Sockets & Accessories, KRPA Relays (Continued)**

**Dimensions**

Screw terminal, DIN rail, snap mount socket 27E891  
Offers screw termination for KRPA relays and other devices with 8 pin octal base. This socket is constructed with a spring-loaded latch which allows it to be quickly snapped onto or removed from a DIN or "top hat" style mounting track. No special tools or extra hardware is required for installation. Sockets have M3.5 screw terminals which accept up to two #12 AWG wires.



Screw terminal, DIN rail, snap-mount socket 27E892  
Offers screw termination for KRPA relays and other devices with 11-pin undecal base. This socket is constructed with a spring loaded latch which allows it to be quickly snapped onto or removed from a DIN or "top hat" style mounting track. No special tools or extra hardware is required for installation. Sockets have M3.5 screw terminals which accept up to two #12 AWG wires.



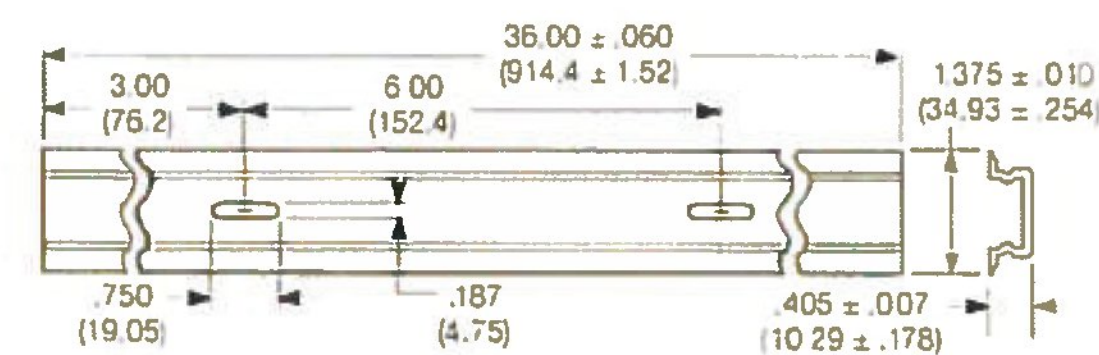
**Ordering Code for Accessories**

Product Code	Description	Part number
20C318	Snap-in relay hold down spring for use with KRPA, KCP and R10-T relay and KRPA sockets listed on these pages.	4-1393159-8
20C178	Relay hold down spring for use with KRPA, KCP and R10-T relays and various hard mount KRPA sockets. Is held in place by mounting hardware (not supplied).	3-1393159-3
20C206	Relay hold down spring for use with KRP3 and KAP relays and various hard mount KRPA sockets. Is held in place by mounting hardware (not supplied).	1419111-1
20C419	Snap-in relay hold down spring (coil type) for use with various relays and various hard mount KRPA sockets.	5-1393159-0
24A110	Mounting track	1419111-6
24A071	Steel mounting clip with #6-32 screw - use with sockets on 24A110 track	1419111-5
24A072	Plastic twist mounting clip - use with sockets on 24A110 track	5-1393159-4
40G432	Plastic insulator - use with 24A071 to make end clip for 24A110 track	9-1393159-5

All accessories must be ordered separately.

**Dimensions**

24A110 DIN rail style mounting track



24A110 mounting track is designed to accept snap mount sockets, as well as other P&B screw terminal sockets. Track is made of lightweight, sturdy extruded aluminum and is shipped in three-foot (914cm) lengths with mounting holes on six-inch (152mm) centers. Track can be cut to shorter lengths or used end-to-end.

Track and mounting accessories

