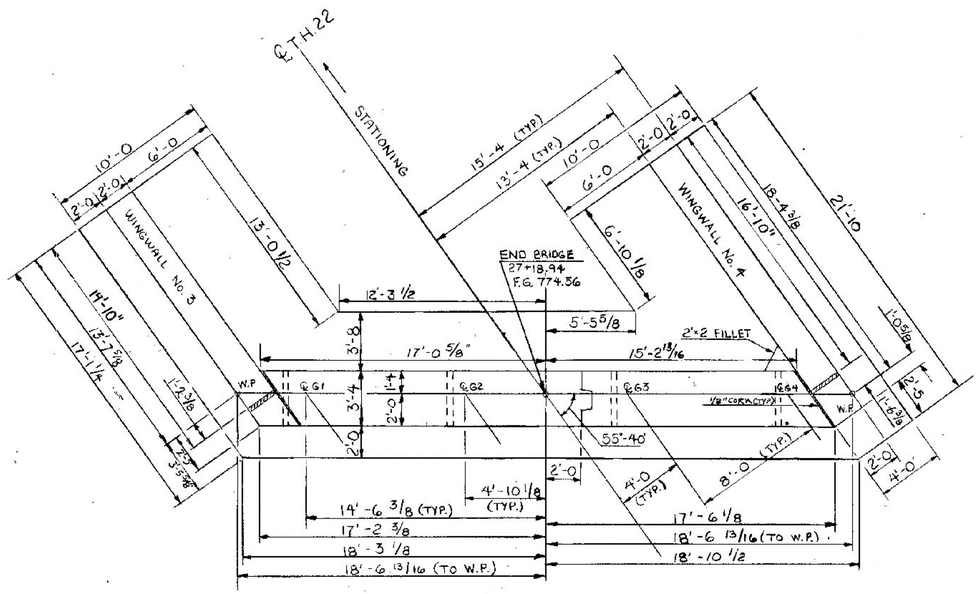

PLAN
SCALE: 1/4" = 1'-0

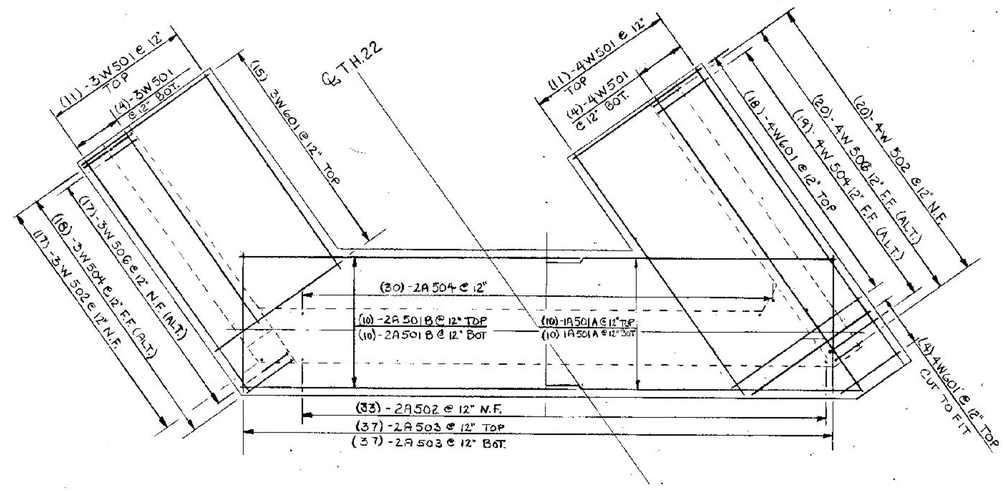

FOOTING REINFORCING PLAN
SCALE: 1/4" = 1'-0

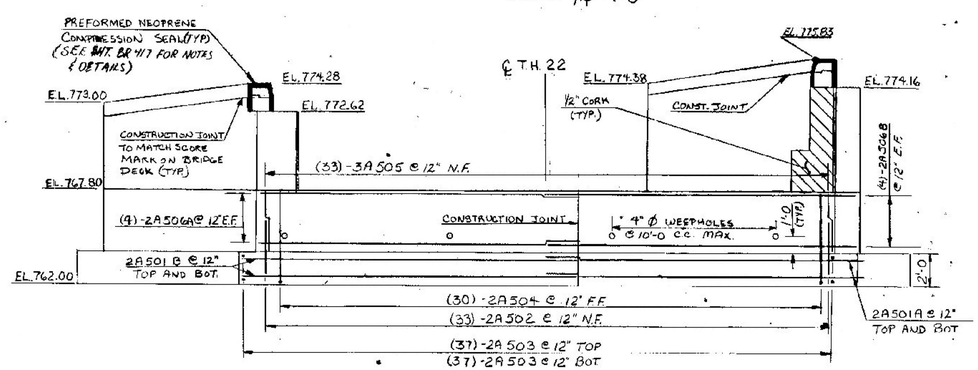

ELEVATION
SCALE: 1/4" = 1'-0

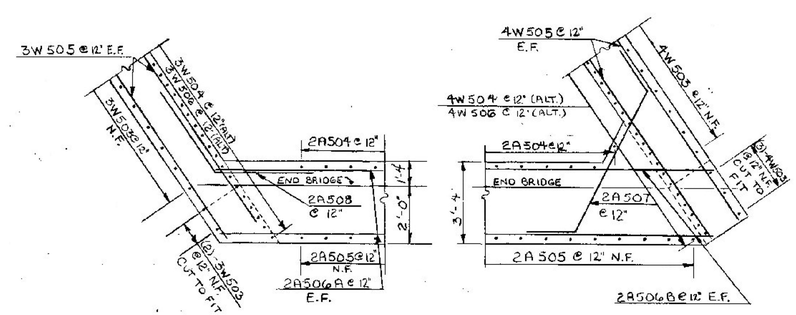

CORNER DETAILS
SCALE: 3/8" = 1'-0

CASTLETON-RUTLAND
BF MEMB (37)
SHEET 26 OF 28
BRIDGE NO. D18
FOR REFERENCE ONLY

STATE OF VERMONT
AGENCY OF TRANSPORTATION

TOWN OF RUTLAND	Bridge No. BR 4
	Log Sta.
HIGHWAY NO. T.H. 22	Surv. Sta. ℄ 887+80±
T.H. 22 OVER U.S. 4, EB & WB	
ABUTMENT NO. 2 DETAILS	
Designed by M. EVANS	Drawn by M. EVANS 6/83
Checked by D. BURLEY date 7-83	Bridge Design Supervisor Z.L. Oatley date 7-83
PROJECT W. RUTLAND - RUTLAND	PROJECT NO. F020-1(10)
Bridge Sheet No. BR 416	Sheet 203 of 457

BR-6-'83