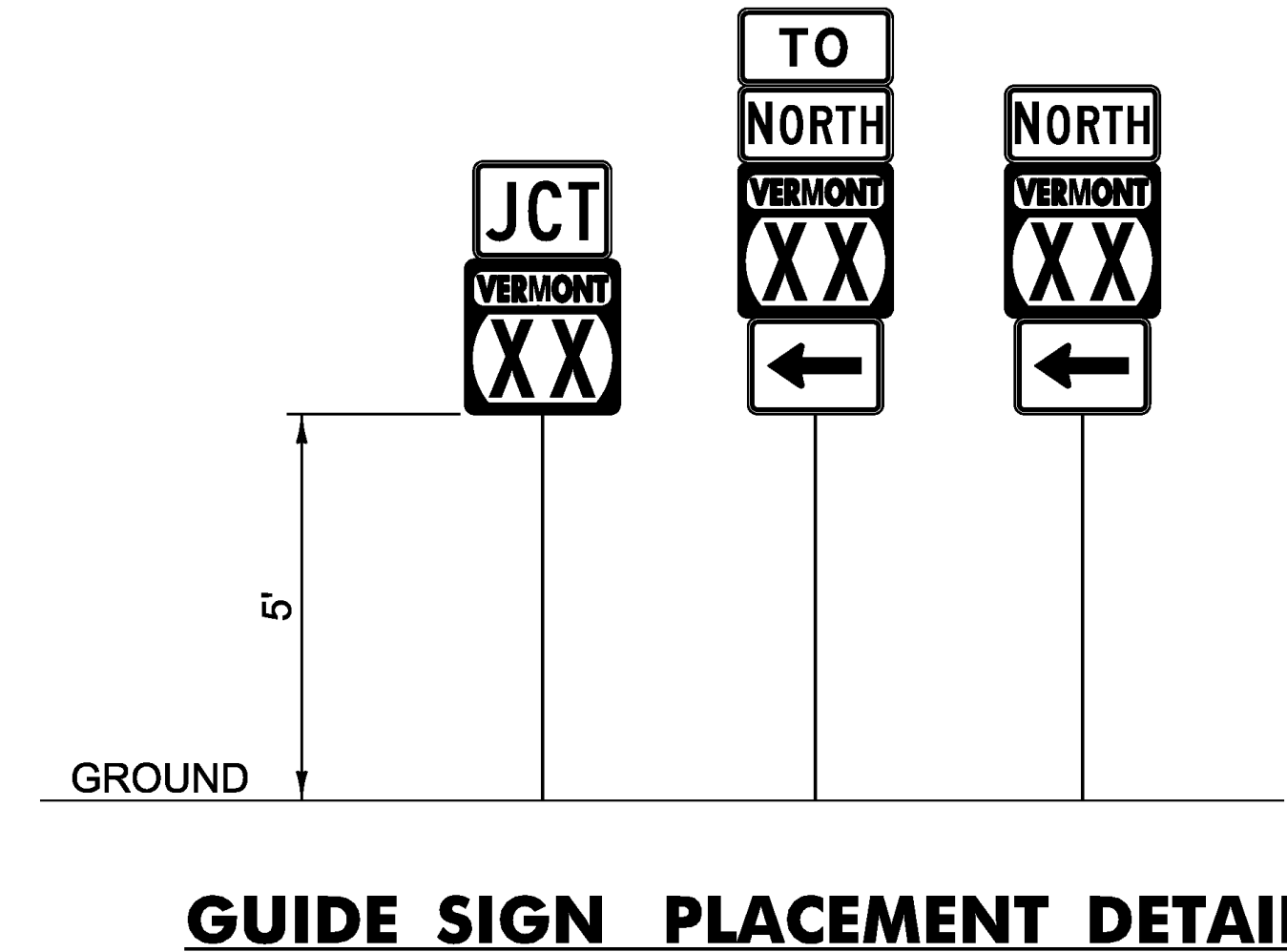
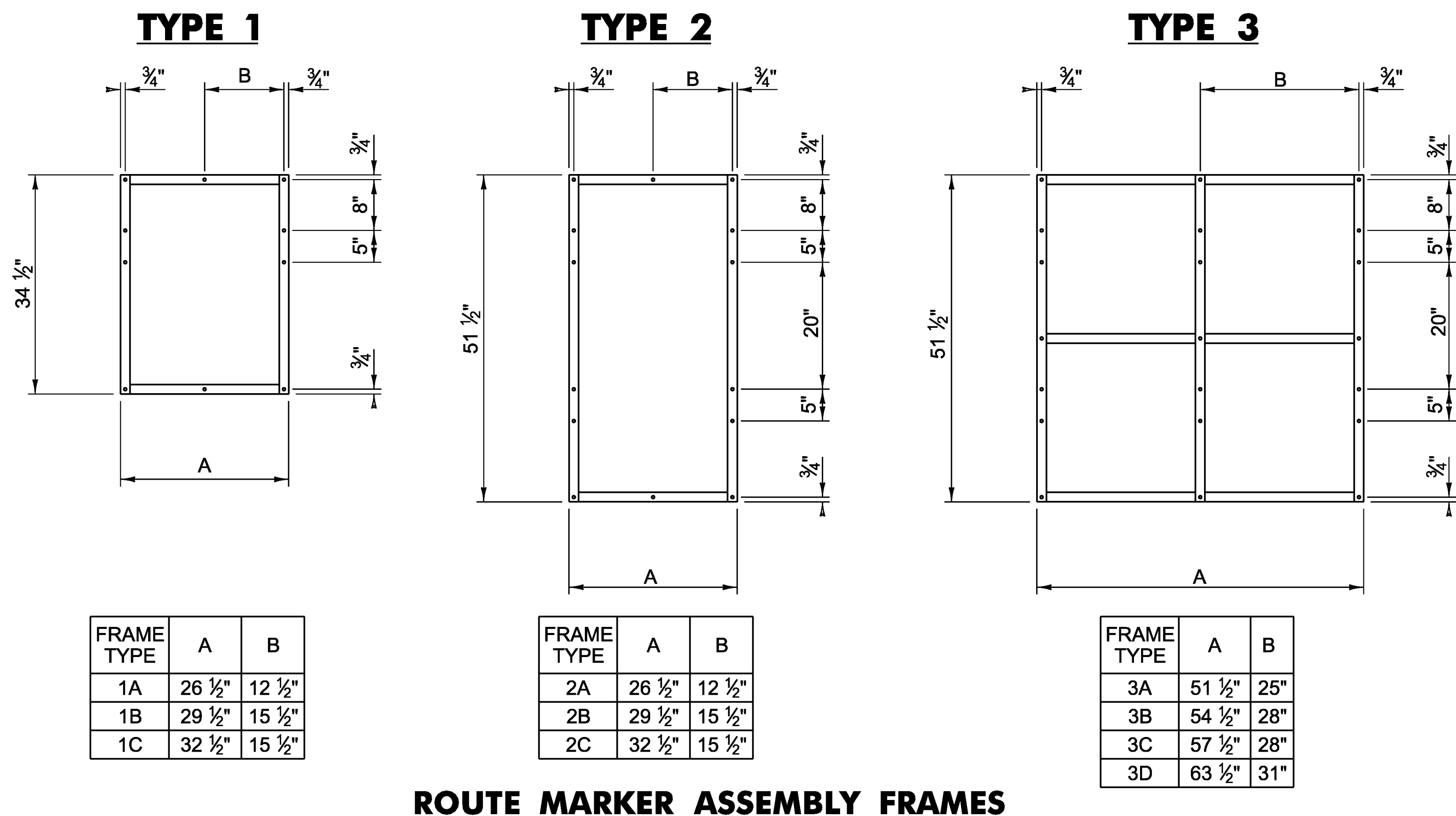
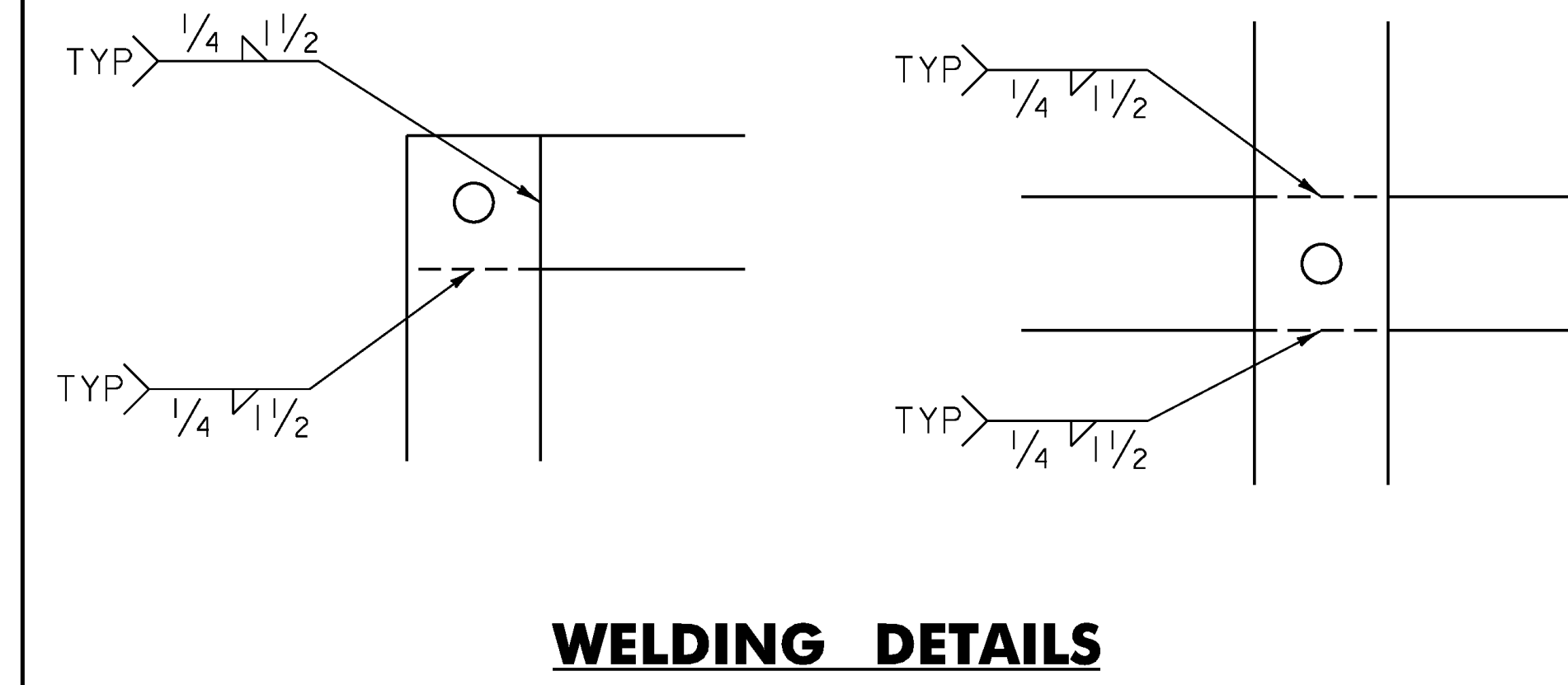


# GENERAL SIGNING DETAILS



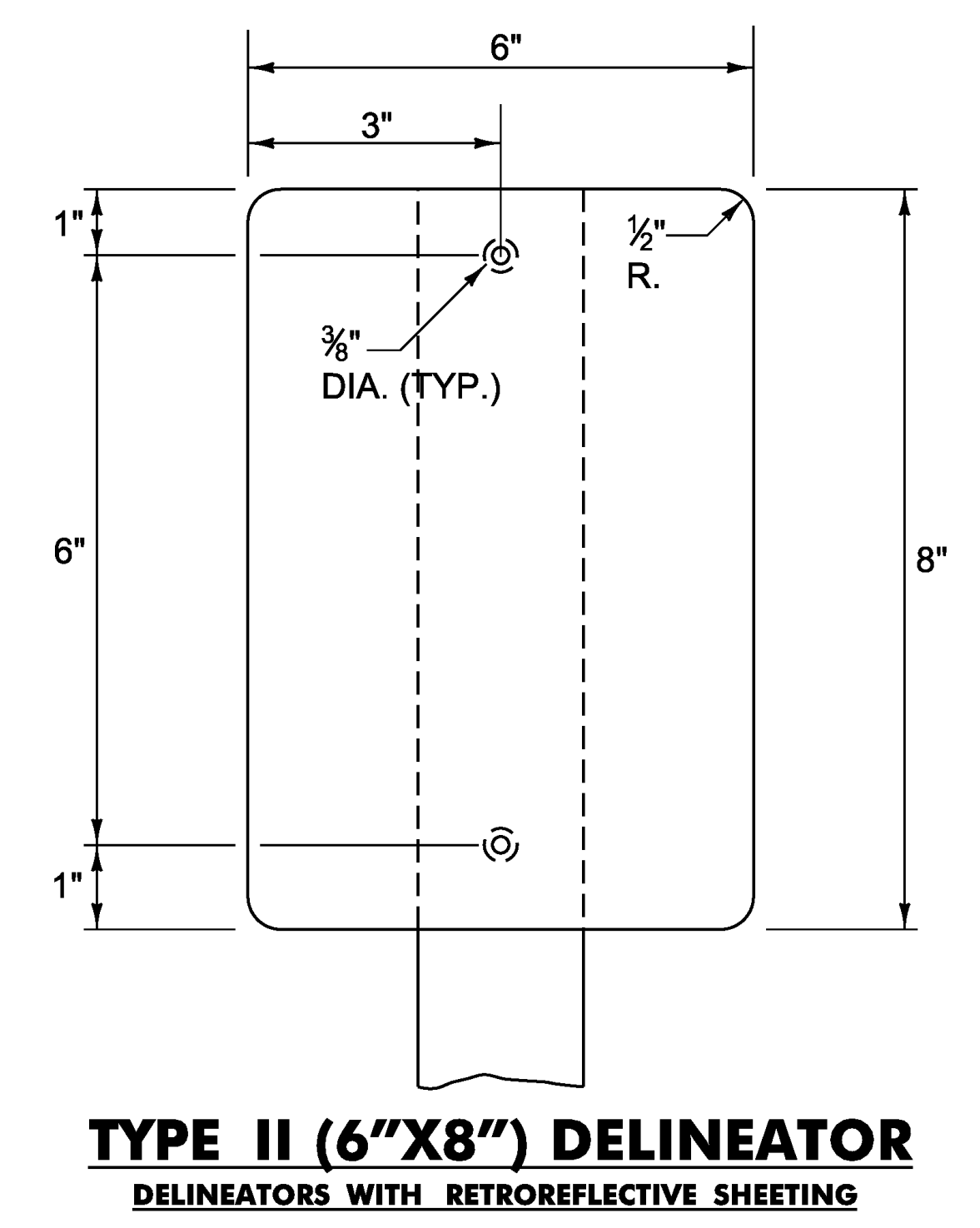
**NOTES:**

- IN ALL URBAN AREAS AND IN RURAL AREAS WHERE PARKING OR PEDESTRIAN TRAFFIC WILL OCCUR IN THE IMMEDIATE VICINITY OF THESE SIGNS, MINIMUM VERTICAL CLEARANCE SHALL BE INCREASED TO 7 FEET.



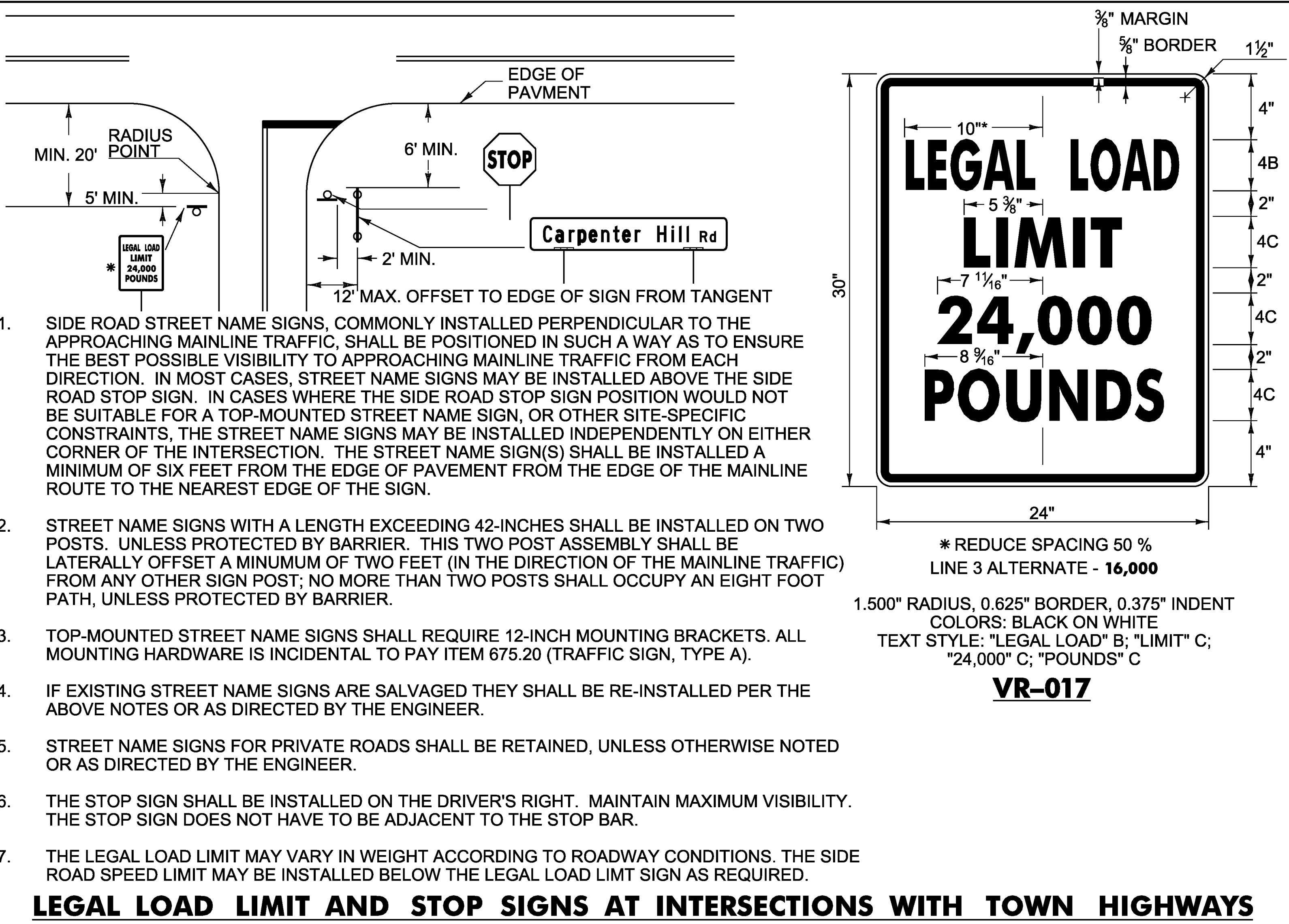
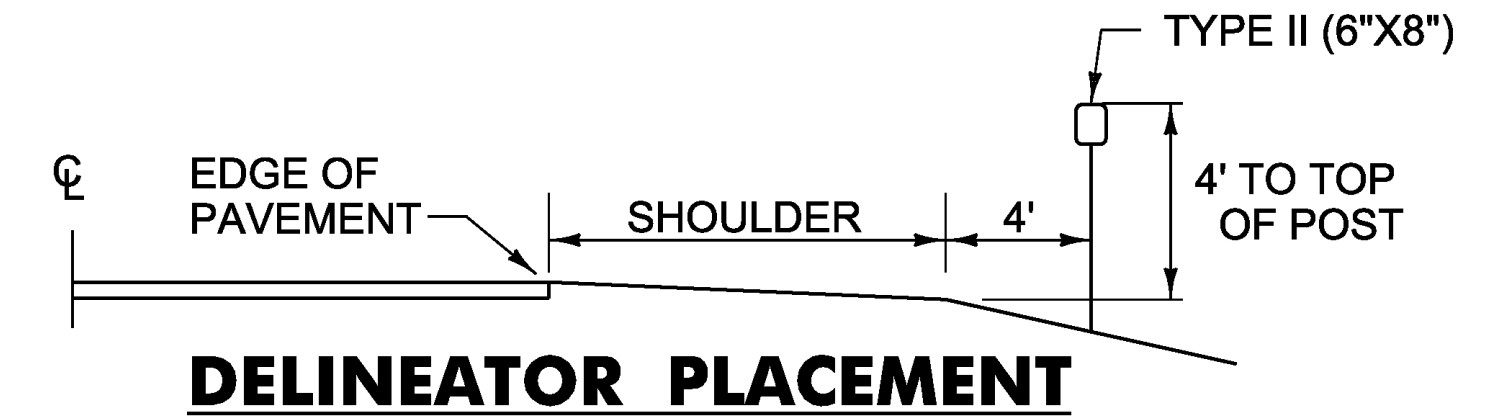
**NOTES:**

- TYPE 1A FRAME ASSEMBLY TO BE USED WITH TWO 24 INCH WIDE SIGN COLUMNS.
- TYPE 1B FRAME ASSEMBLY TO BE USED WITH ONE 24 INCH WIDE SIGN COLUMN AND ONE 30 INCH WIDE SIGN COLUMN.
- TYPE 1C FRAME ASSEMBLY TO BE USED WITH TWO 30 INCH WIDE SIGN COLUMNS.
- TYPE 2A FRAME ASSEMBLY TO BE USED WITH TWO 24 INCH WIDE SIGN COLUMNS.
- TYPE 2B FRAME ASSEMBLY TO BE USED WITH ONE 24 INCH WIDE SIGN COLUMN AND ONE 30 INCH WIDE SIGN COLUMN.
- TYPE 2C FRAME ASSEMBLY TO BE USED WITH TWO 30 INCH WIDE SIGN COLUMNS.
- TYPE 3A FRAME ASSEMBLY TO BE USED WITH THREE 24 INCH WIDE SIGN COLUMNS.
- TYPE 3B FRAME ASSEMBLY TO BE USED WITH TWO 24 INCH WIDE SIGN COLUMNS AND ONE 30 INCH WIDE SIGN COLUMN, WITH THE 30 INCH SIGN COLUMN IN AN OUTSIDE POSITION.
- TYPE 3C FRAME ASSEMBLY TO BE USED WITH ONE 24 INCH WIDE SIGN COLUMN IN THE CENTER AND TWO 30 INCH SIGN COLUMNS ON THE OUTSIDE OR ONE 30 INCH SIGN COLUMN IN THE CENTER AND TWO 24 INCH SIGN COLUMNS ON THE OUTSIDE.
- TYPE 3D FRAME ASSEMBLY TO BE USED WITH THREE 30 INCH WIDE SIGN COLUMNS.
- ALL HOLES SHALL BE 7/16 INCH DIAMETER.
- FOR SIGN COMBINATIONS OTHER THAN ABOVE, THE FRAME DIMENSIONS AND HOLE SPACING SHALL BE MODIFIED AS NECESSARY.
- STANDARD FRAMES SHALL BE CONSTRUCTED OF 5/16 INCH BY 1 1/2 INCH STEEL MEETING REQUIREMENTS OF AASHTO M 270/M 270, GRADE 250 (GRADE 36).
- SEE THE MANUAL ON UNIFORM TRAFFIC CONTROL DEVICES (MUTCD) SECTION 2D.29 FOR INSTALLATION SEQUENCE.
- ALL DIMENSIONS SHOWN IN INCHES, UNLESS OTHERWISE NOTED.



**NOTES:**

- MATERIAL FOR RETROREFLECTIVE SHEETING FOR DELINEATORS SHALL BE A 0.063" ALUMINUM BACKING WITH A WHITE ASTM D 4956 TYPE III OR TYPE IV.
- ALL TYPE II (6"X8") DELINEATOR POSTS SHALL BE 1.88 LB/FT SQUARE STEEL WITH A 12 GAUGE ANCHOR, WITH AN ANCHOR REVEAL OF 2 INCHES.
- DELINEATOR POSTS SHALL HAVE A MINIMUM EMBEDMENT OF 2'-6" IN THE GROUND.
- ALL WORK ASSOCIATED WITH TYPE II (6"X8") DELINEATORS SHALL BE PAID FOR UNDER CONTRACT ITEM 676.10 DELINEATOR WITH STEEL POST.



<b>PROJECT NAME:</b>	STATEWIDE NORTHWEST REGION
<b>PROJECT NUMBER:</b>	STP HRRR(13) / HES HSIP(4)
<b>FILE NAME:</b>	I2k020wrk.dgn
<b>PROJECT LEADER:</b>	JLS
<b>DESIGNED BY:</b>	NLA
<b>GENERAL SIGN DETAIL SHEET 2</b>	
<b>PLOT DATE:</b>	19-JUL-2012
<b>DRAWN BY:</b>	TDS
<b>CHECKED BY:</b>	NLA
<b>SHEET</b>	5 OF 107