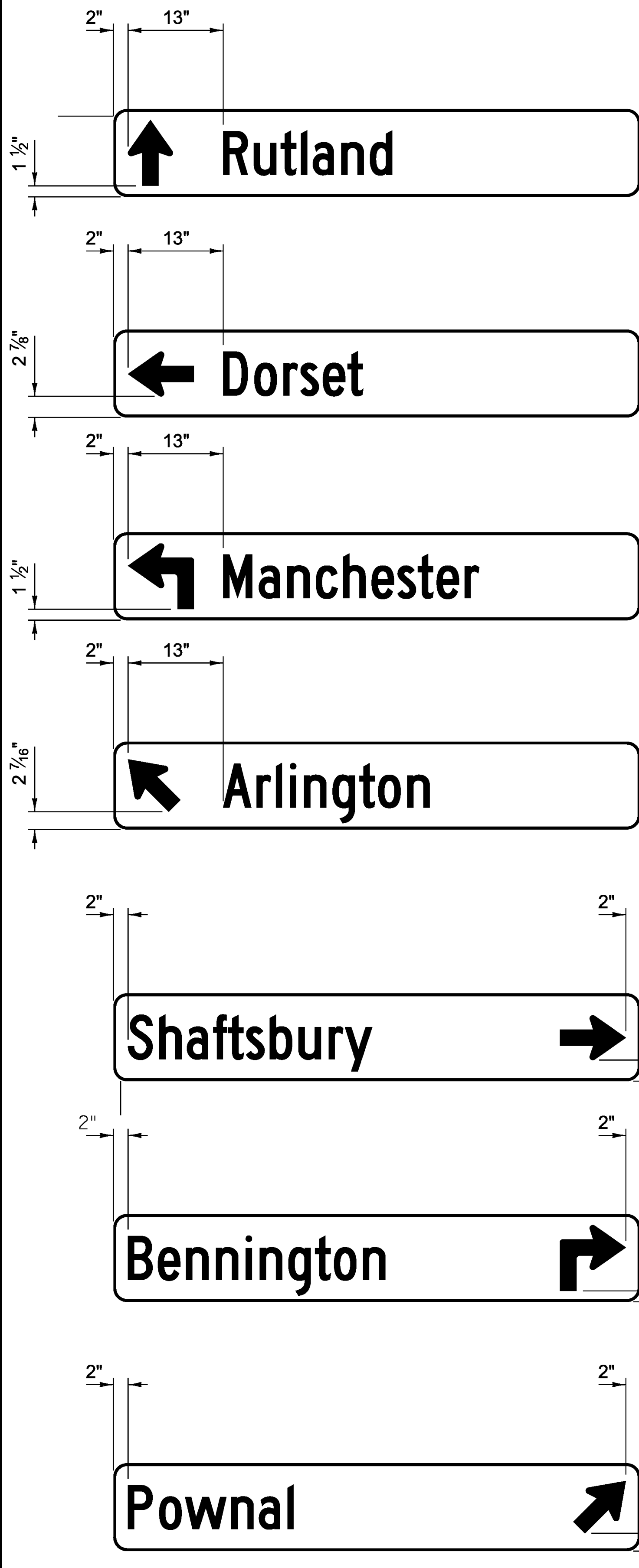
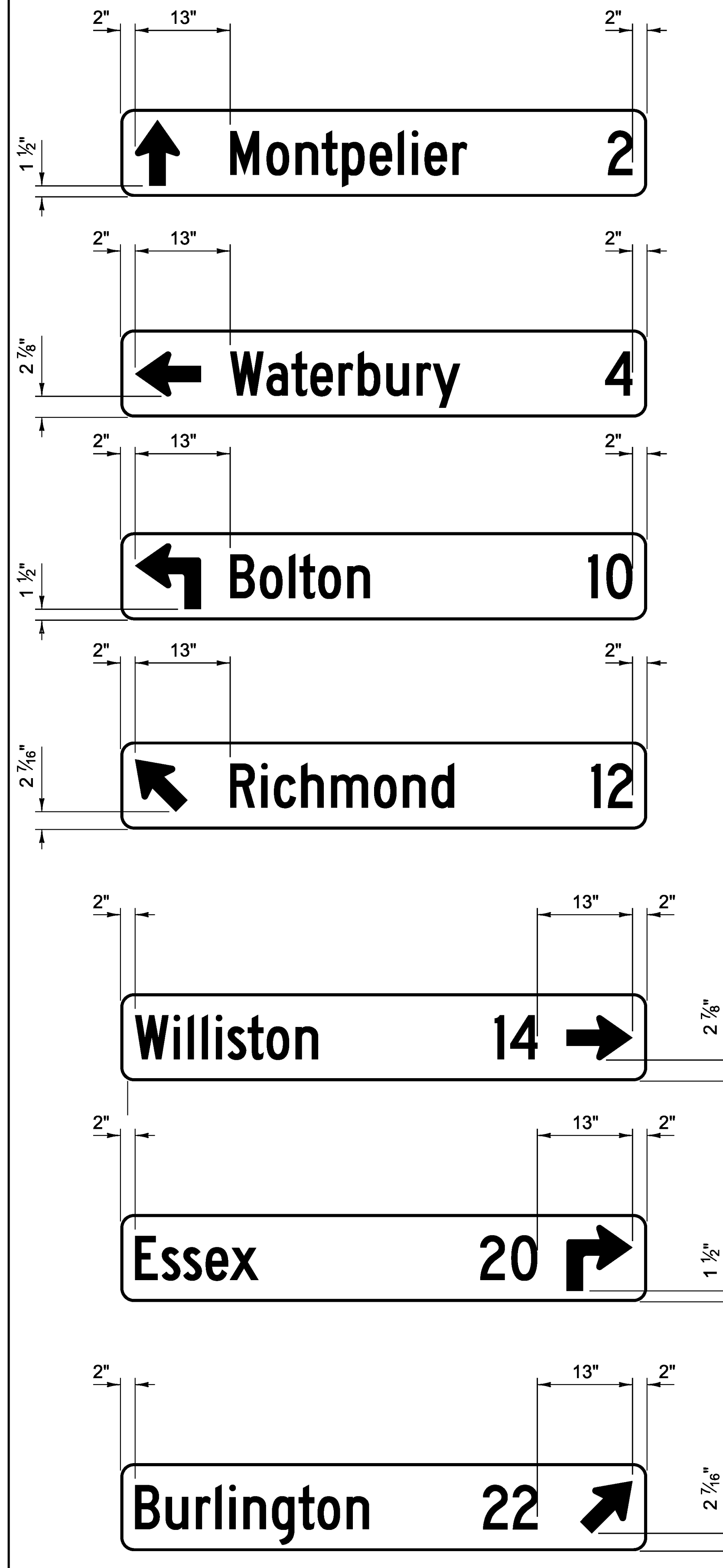


# DESTINATION BOARD DETAILS

**VD1-1**



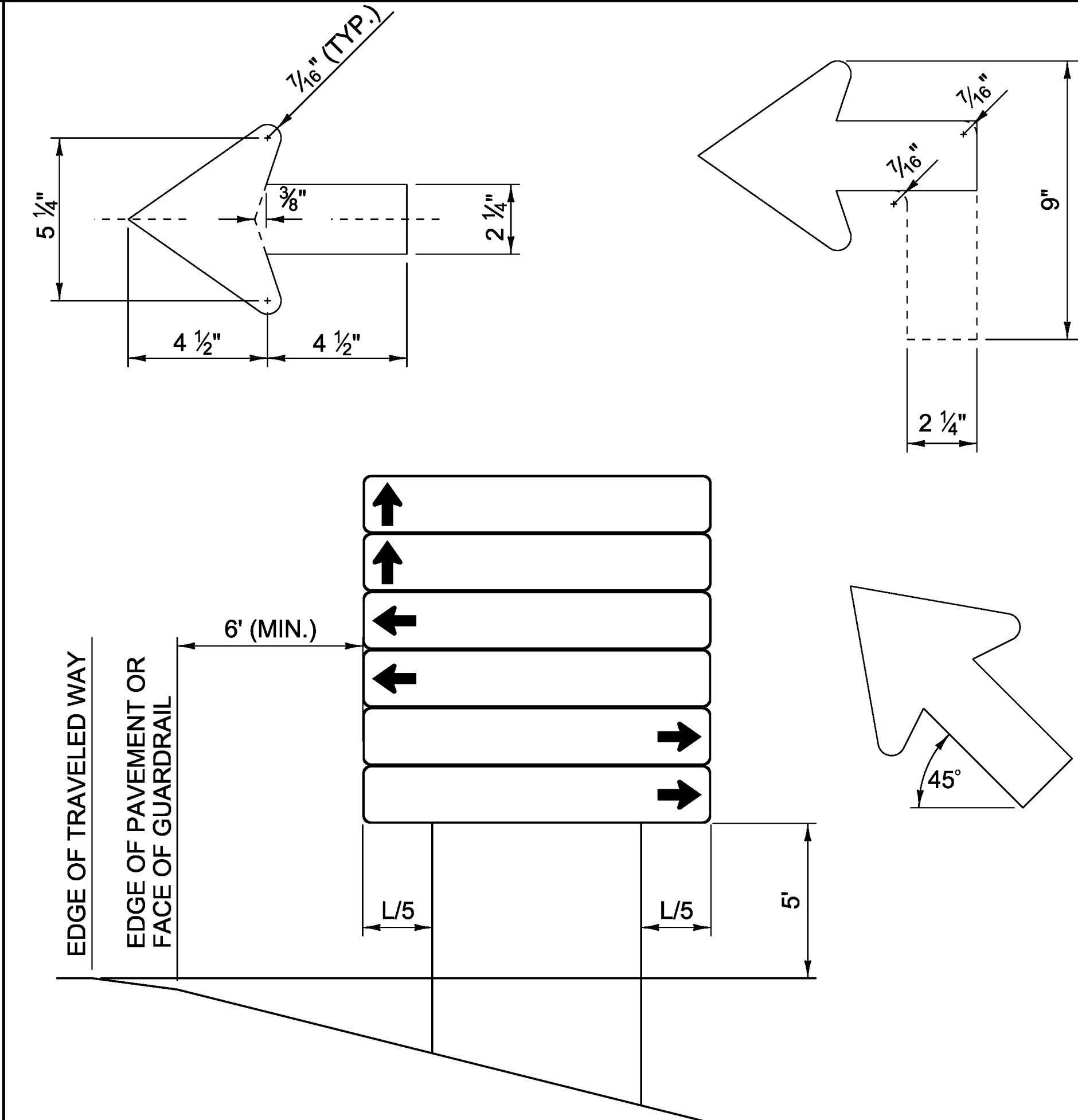
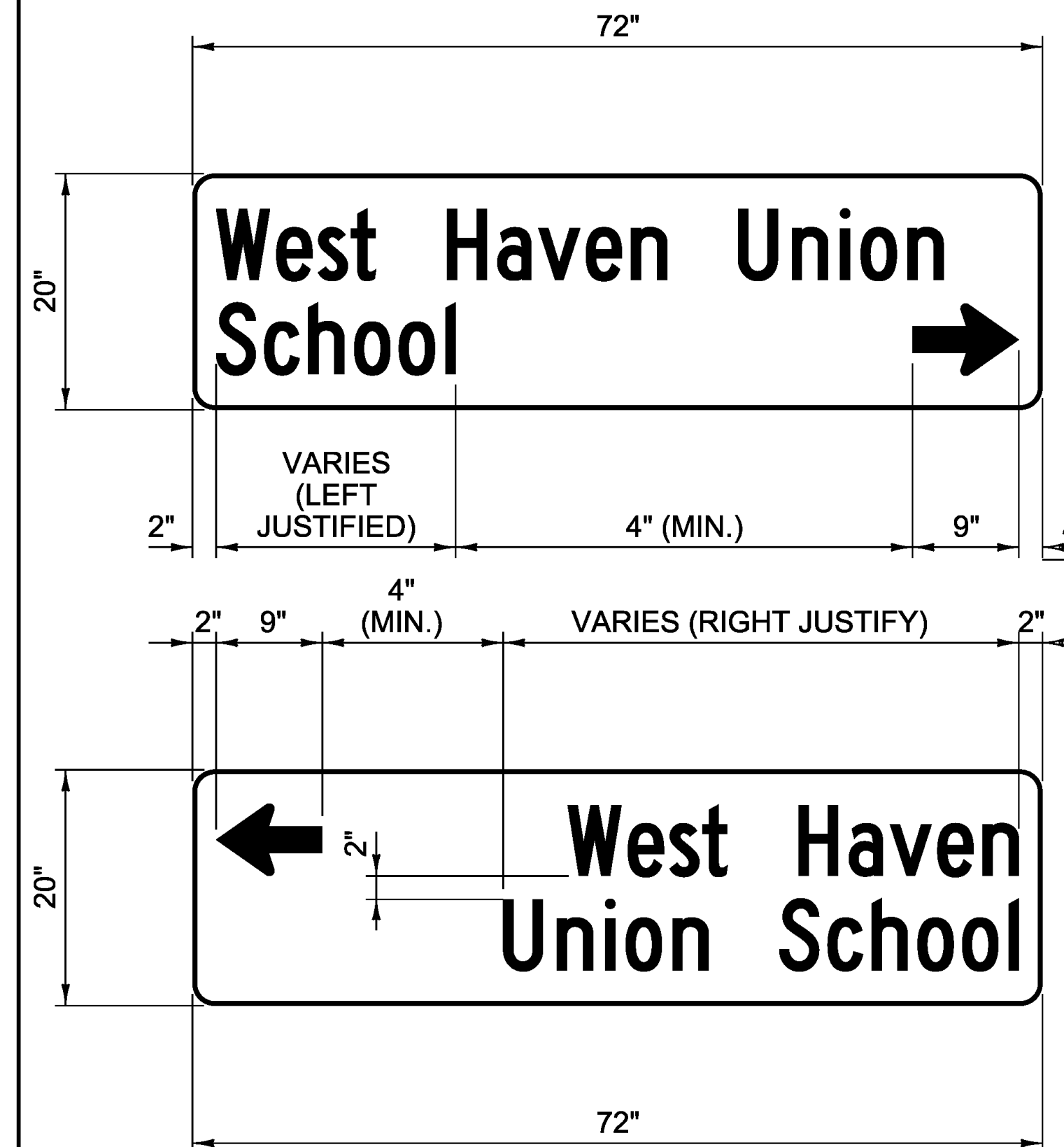
**VD1-1A**



**VD2-1**



**VD2-1S**



**D-BOARD INSTALLATION DETAIL**

**D-BOARD NOTES:**

1. SIGN SUBSTRATE MATERIAL SHALL BE ALUMINUM SHEETING 0.125 INCHES MINIMUM THICKNESS.
2. ALL SIGNS SHALL BE 72 INCH BY 12 INCH WITH CORNERS ROUNDED TO A 1 1/2 INCH RADIUS, UNLESS OTHERWISE NOTED.
3. SIGNS SHALL HAVE A 3/8 INCH WIDE BORDER ROUNDED TO A 1 1/2 INCH RADIUS.
4. SIGNS SHALL BE WHITE RETROREFLECTIVE LEGEND AND BORDER ON A GREEN RETROREFLECTIVE BACKGROUND, BOTH SHALL HAVE RETROREFLECTIVE SHEETING EQUAL TO OR EXCEEDING "AMERICAN ASSOCIATION OF STATE HIGHWAY AND TRANSPORTATION OFFICIALS" (AASHTO) M 268 ("AMERICAN SOCIETY FOR TESTING AND MATERIALS" (ASTM) D 4956] TYPE III.
5. LEGEND SHALL BE CENTERED VERTICALLY
6. LEGEND SHALL BE LOWER CASE WITH THE FIRST LETTERS CAPITALIZED.
7. TEXT SIZE AND SERIES SHALL BE SIZED IN THIS ORDER UNTIL THE LEGEND FITS (EACH CAN BE REDUCED TO 80% SPACING): 6C; 6B; 5C; 5B; 4C; 4B.
8. SEQUENCE OF ARROWS TO BE AS SHOWN, TOP TO BOTTOM ON INSTALLATION DETAIL.
9. SIGNS SHALL BE LIMITED TO TWO PER DIRECTION PER INSTALLATION WITH A MAXIMUM OF SIX SIGNS.
10. ALL DIMENSIONS IN INCHES, UNLESS OTHERWISE NOTED.

<b>PROJECT NAME:</b>	STATEWIDE NORTHWEST REGION
<b>PROJECT NUMBER:</b>	STP HRRR(13) / HES HSIP(4)
<b>FILE NAME:</b>	I2K020wrk.dgn
<b>PROJECT LEADER:</b>	JLS
<b>DESIGNED BY:</b>	NLA
<b>GENERAL SIGN DETAIL SHEET I</b>	<b>PLOT DATE:</b> 16-JUL-2012
	<b>DRAWN BY:</b> TDS
	<b>CHECKED BY:</b> NLA
	<b>SHEET 4 OF 107</b>