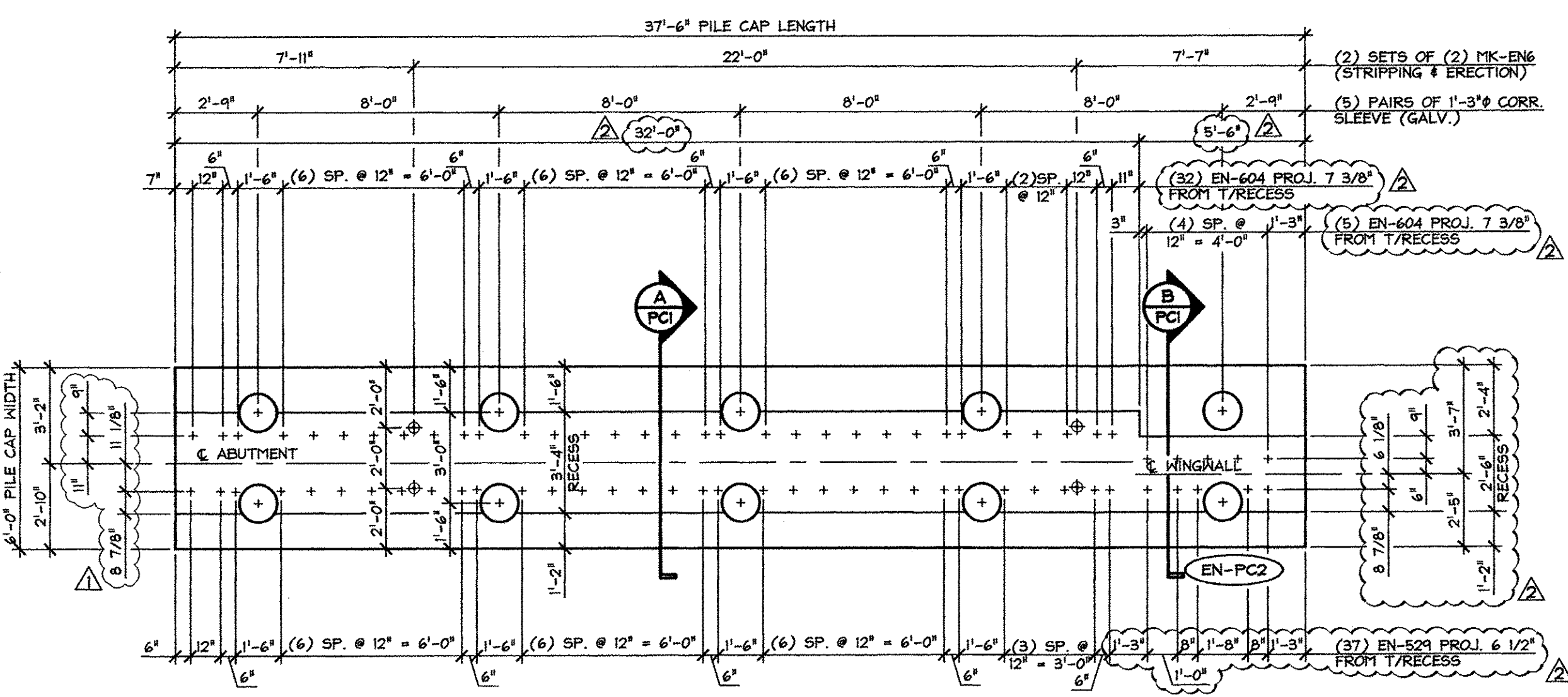
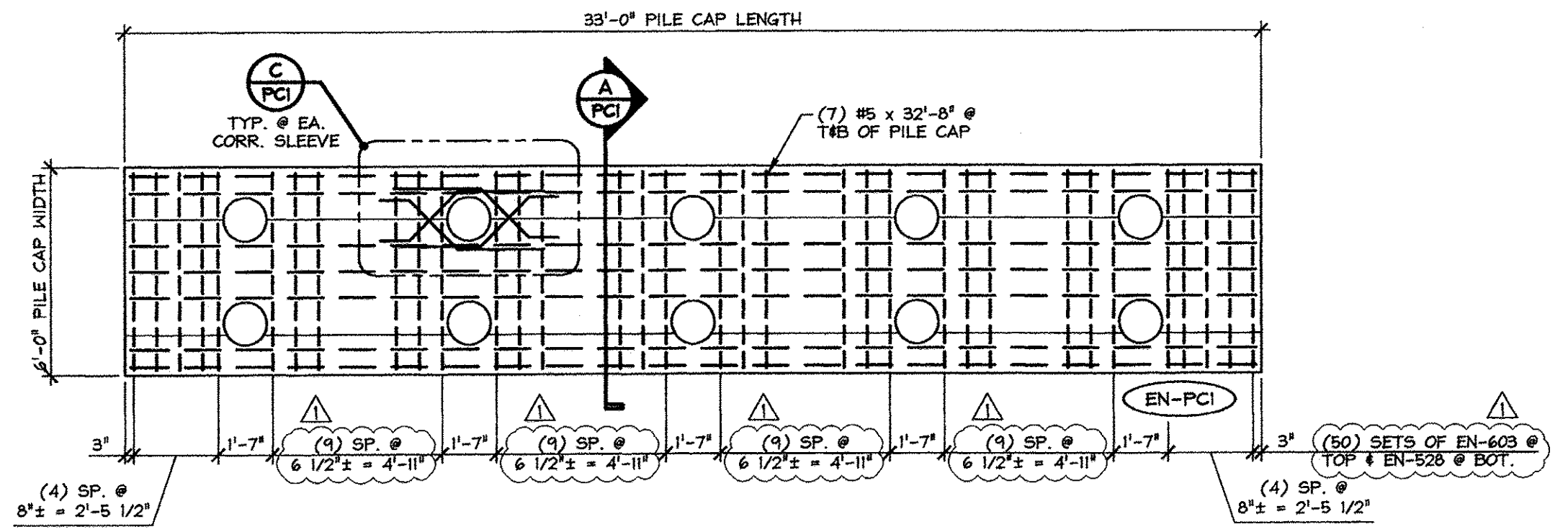


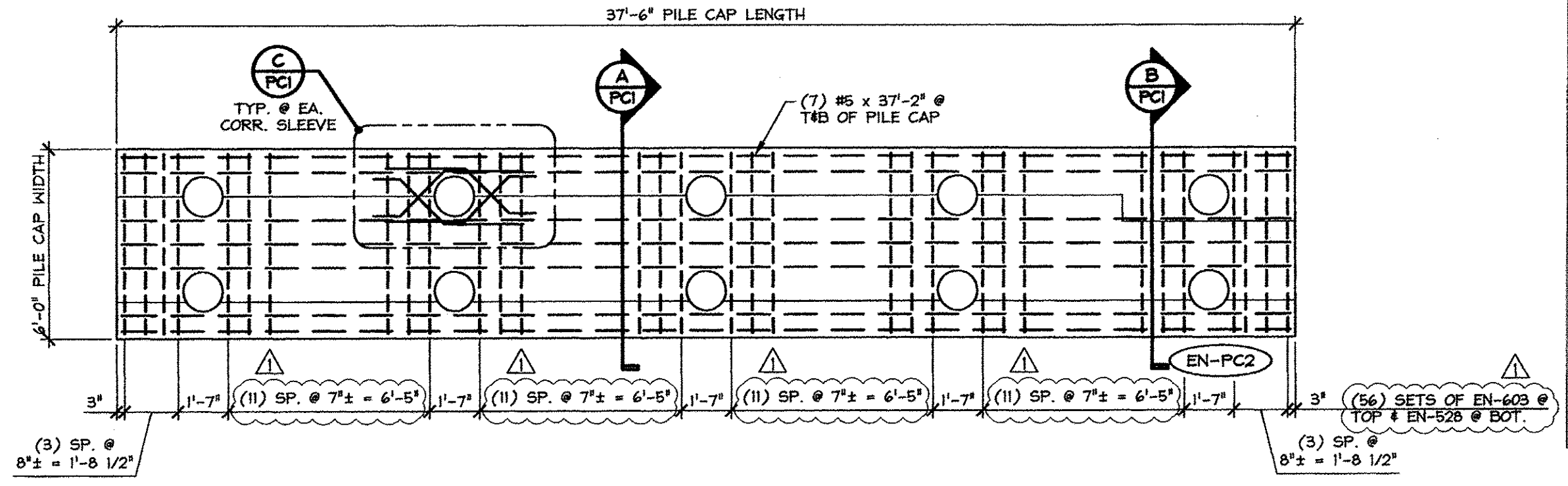
1 DIMENSIONAL PLAN VIEW IN FORM
PCI
1/4" = 1'-0"



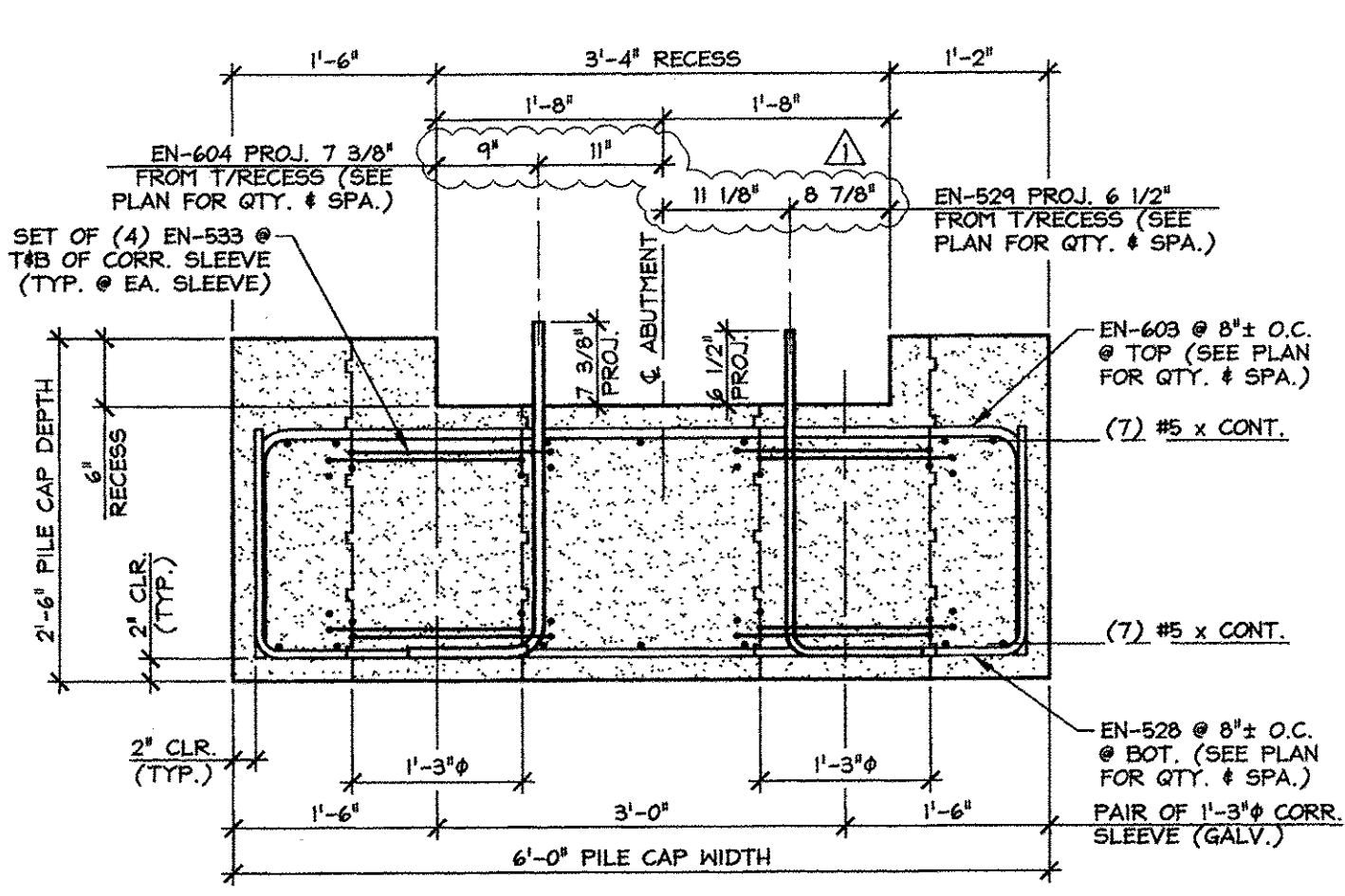
3 DIMENSIONAL PLAN VIEW IN FORM
PCI
1/4" = 1'-0"



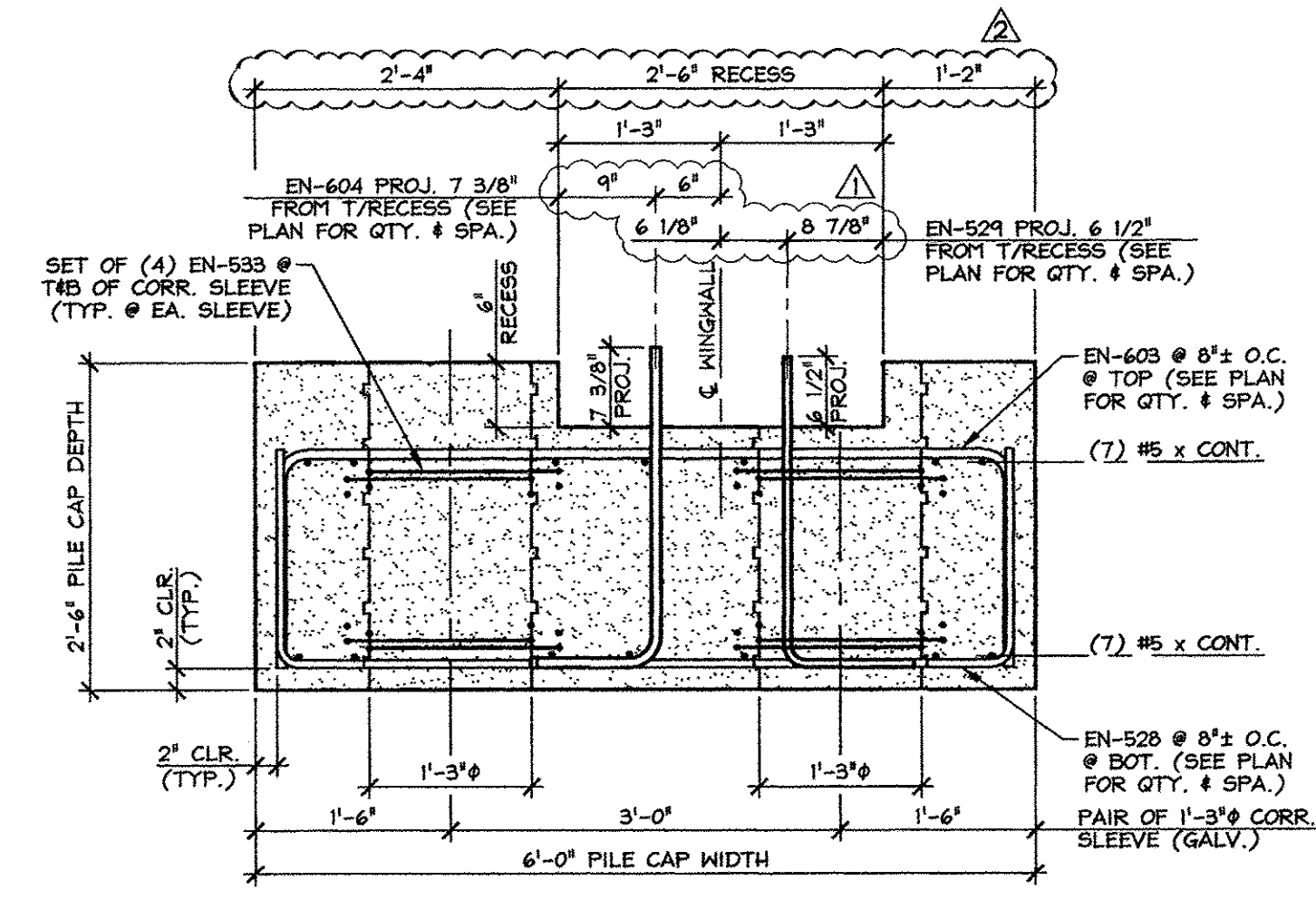
2 REINFORCING PLAN VIEW IN FORM
PCI
1/4" = 1'-0"



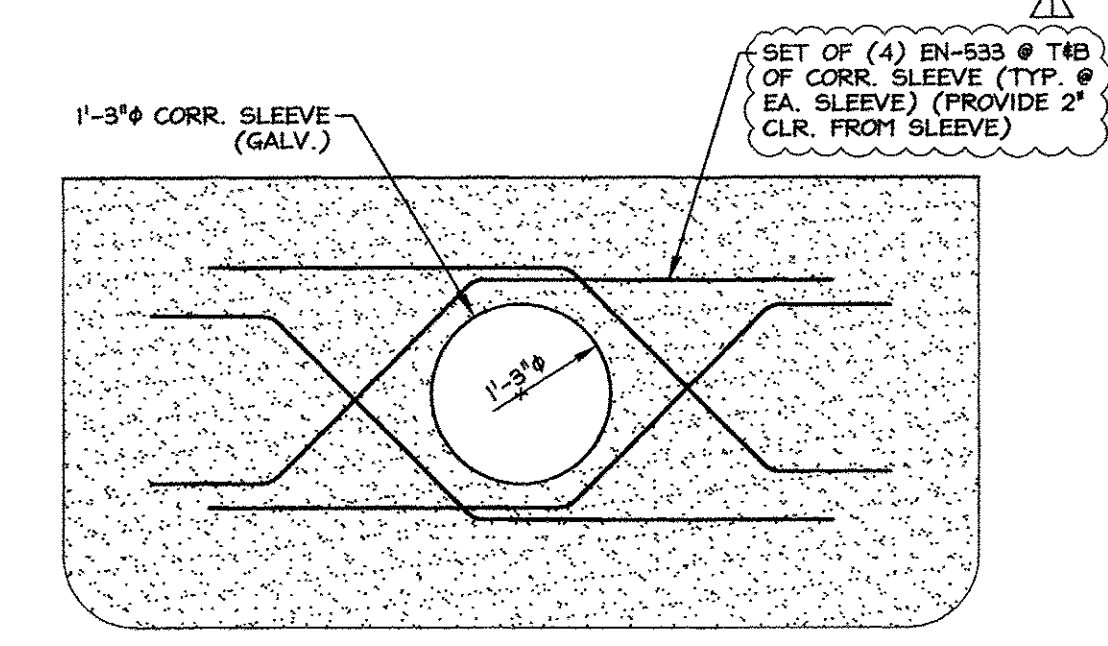
4 REINFORCING PLAN VIEW IN FORM
PCI
1/4" = 1'-0"



A PILE CAP SECTION
PCI
3/4" = 1'-0"



B PILE CAP SECTION
PCI
3/4" = 1'-0"



C CORRUGATED SLEEVE
PCI REINFORCING DETAIL
3/4" = 1'-0"

4-28-14 REVISED AS NOTED
4-7-14 REVISED AS NOTED

APPROVAL STAMP:

APPROVED: Approval of drawings and/or procedures indicates concurrence with the information presented and does not relieve the Contractor or Fabricator of compliance with all specifications and code requirements

APPROVED AS NOTED

REVISE AND RESUBMIT

NOT REVIEWED

Date: 4-29-2014

By: *James Hynd*

This review by Stantec Consulting Services Inc. is for the sole purpose of ascertaining conformance with the general design concept. This review shall not mean that Stantec Consulting Services Inc approves the detail design inherent in the shop drawings, responsibility for which shall remain with the Contractor. Submitting same, and such review shall not relieve the Contractor of his responsibility for errors or omissions in the shop drawing or of his responsibility for meeting all requirements of the Contract Documents. The contractor is responsible for dimensions to be confirmed and correlated at the job site, for information that pertains solely to the fabrication processes or to techniques of construction and installation and for coordination of the work of all subtrades.

Vermont Agency of Transportation
RECEIVED
ON: April 28, 2014
and Checked for
CONFORMANCE
BY: Rob Young DATE: 05/01/2014



SHOP NOTE:
Fc = 5,000 PSI
Fd = 3,500 PSI
MIX: #4451M5CC

SUBMITTED
APR 28 2014
J. P. CARRARA & SONS, INC.
MIDDLEBURY, VT 05753

MARK: EN-PCI	QTY.: 1	WT.: 31.2 T	VOL.: 15.4 cy
MARK: EN-PC2	QTY.: 1	WT.: 35.8 T	VOL.: 17.7 cy
MATERIAL LIST / PILE CAP			
ITEM	MARK	DESCRIPTION	QTY./PILE CAP
1	EN-528	#5 BENT BAR (LEVEL 1, BLACK STEEL)	(50) (56)
2	EN-524	#5 BENT BAR (LEVEL 1, BLACK STEEL)	(33) (37)
3	EN-533	#5 BENT BAR (LEVEL 1, BLACK STEEL)	80 80
4		#5 x 32'-8" (LEVEL 1, BLACK STEEL)	14
5		#5 x 37'-2" (LEVEL 1, BLACK STEEL)	14
6			
7	EN-603	#6 BENT BAR (LEVEL 1, BLACK STEEL)	(50) (56)
8	EN-604	#6 BENT BAR (LEVEL 1, BLACK STEEL)	(33) (37)
9			
10		1'-3" x 2'-6" CORRUGATED SLEEVE (GALV.)	10 10
11			
12	MK-ENG	20 T x 19 3/4" SWIFT LIFT LIFTER	4 4
13			
14			
15			

J.P. CARRARA & SONS INC. A.L. St. ONGE CONTRACTOR, INC.
Precast & Prestress Manufacturer CONTRACTOR
2464 ONE STR. MIDDLEBURY, VERMONT 05753 Phone:(802)388-6361 Fax:(802)388-9010 MONTGOMERY CENTER, VERMONT

STATE OF VERMONT AGENCY OF TRANSPORTATION COUNTY OF FRANKLIN
DATE: JAN. 27, 2014
SCALE: NOTED

TOWN OF ENOSBURG
BOSTON POST ROAD T.H.2 CLASS 2
BRIDGE NO.: 48 PROJECT NO.: BRO 1448(40)
CHKD: M.W. DFTM: B.L.
JOB NO: 23418-013

PRECAST PILE CAP DETAILS
DWG. NO: PCI