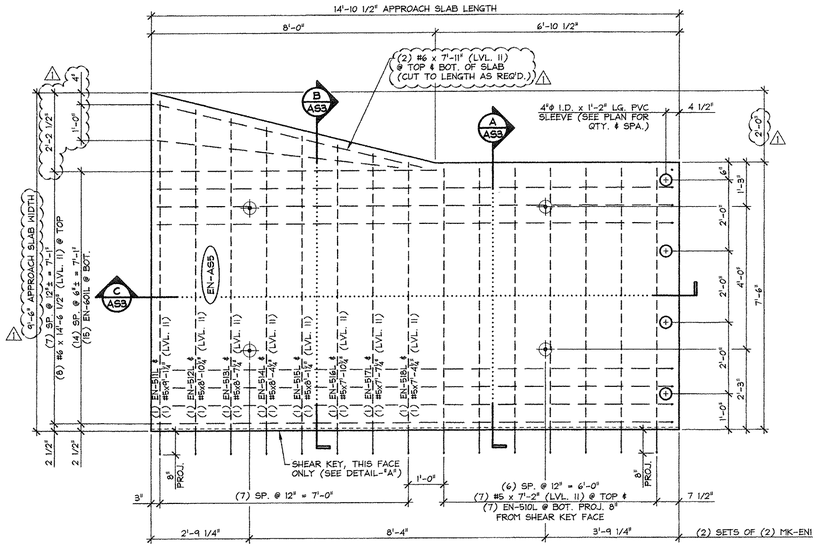

1 AS3 APPROACH SLAB PLAN VIEW IN FORM
1/2" = 1'-0"

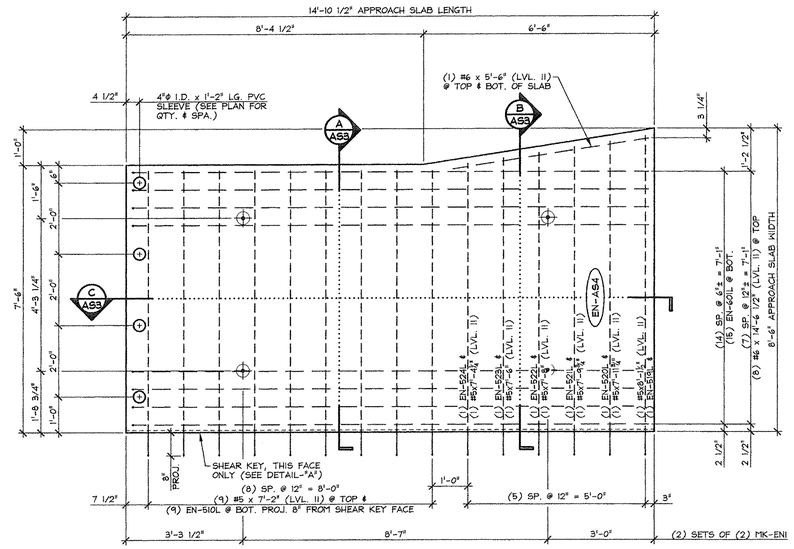

2 AS3 APPROACH SLAB PLAN VIEW IN FORM
1/2" = 1'-0"

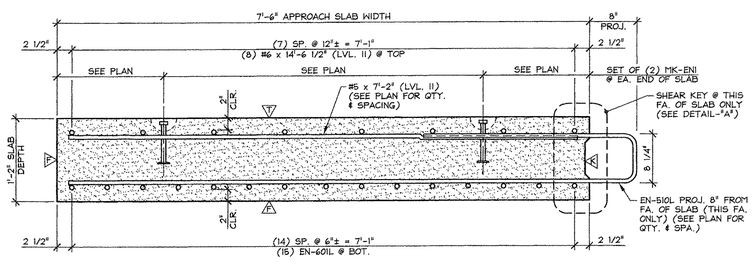

A AS3 TRANSVERSE SECTION
1" = 1'-0"

△A DENOTES FORM FINISH
△1 DENOTES FLOAT FINISH
△R DENOTES ROUGHENED FINISH

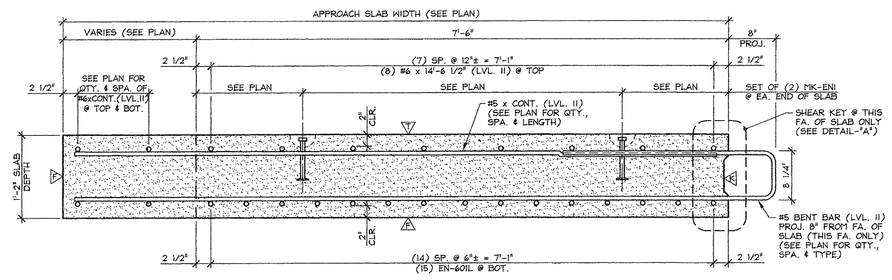

B AS3 TRANSVERSE SECTION
1" = 1'-0"

△A DENOTES FORM FINISH
△1 DENOTES FLOAT FINISH
△R DENOTES ROUGHENED FINISH

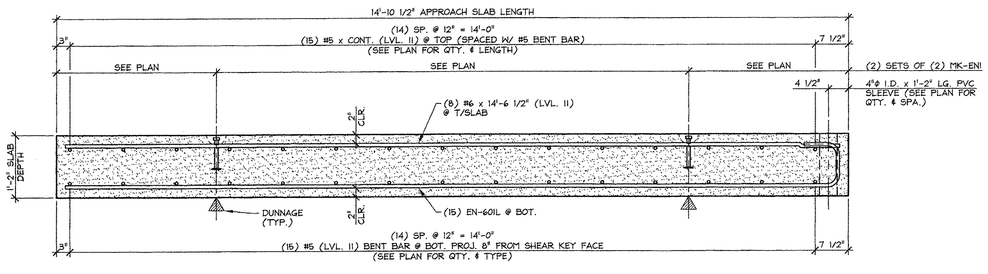

C AS3 LONGITUDINAL SECTION
3/4" = 1'-0"

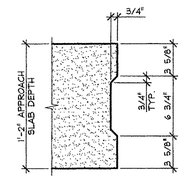

DETAIL - "A"
1 1/2" = 1'-0"

APPROVED: Approval of drawings and/or procedures indicates concurrence with the information presented and does not relieve the Contractor or Fabricator of compliance with all specifications and code requirements	X	Stantec
APPROVED AS NOTED		
REVISE AND RESUBMIT		
NOT REVIEWED		
Date: 4-11-2014		
By: James Hoyt		

This review by Stantec Consulting Services Inc. is for the sole purpose of ascertaining conformance with the general design concept. This review shall not mean that Stantec Consulting Services Inc approves the detail design inherent in the shop drawings, responsibility for which shall remain with the Contractor. Submitting same, and such review shall not relieve the Contractor of his responsibility for errors or omissions in the shop drawing or of his responsibility for meeting all requirements of the Contract Documents. The contractor is responsible for dimensions to be confirmed and correlated at the job site, for information that pertains solely to the fabrication processes or to techniques of construction and installation and for coordination of the work of all subtrades.

Vermont Agency of Transportation
RECEIVED
ON: April 9, 2014
and Checked for
CONFORMANCE
BY: Rob Young DATE: 04/14/2014

ISSUED FOR PRODUCTION
APR 09 2014
J. P. CARRARA & SONS, INC.
MIDDLEBURY, VT 05753

MARK: EN-AS5	QTY.: 1	WT.: 10.81 T	VOL.: 5.34 cy
MARK: EN-AS4	QTY.: 1	WT.: 10.05 T	VOL.: 4.96 cy

MATERIAL LIST / APPROACH SLAB

ITEM	MARK	DESCRIPTION	QTY./SLAB EN-AS5	QTY./SLAB EN-AS4
1	EN-510L	#5 BENT BAR (LEVEL II, DUAL COATED)	7	9
2	EN-511L	#5 BENT BAR (LEVEL II, DUAL COATED)	1	
3	EN-512L	#5 BENT BAR (LEVEL II, DUAL COATED)	1	
4	EN-513L	#5 BENT BAR (LEVEL II, DUAL COATED)	1	
5	EN-514L	#5 BENT BAR (LEVEL II, DUAL COATED)	1	
6	EN-515L	#5 BENT BAR (LEVEL II, DUAL COATED)	1	
7	EN-516L	#5 BENT BAR (LEVEL II, DUAL COATED)	1	
8	EN-517L	#5 BENT BAR (LEVEL II, DUAL COATED)	1	
9	EN-518L	#5 BENT BAR (LEVEL II, DUAL COATED)	1	
10	EN-519L	#5 BENT BAR (LEVEL II, DUAL COATED)		1
11	EN-520L	#5 BENT BAR (LEVEL II, DUAL COATED)		1
12	EN-521L	#5 BENT BAR (LEVEL II, DUAL COATED)		1
13	EN-522L	#5 BENT BAR (LEVEL II, DUAL COATED)		1
14	EN-523L	#5 BENT BAR (LEVEL II, DUAL COATED)		1
15	EN-524L	#5 BENT BAR (LEVEL II, DUAL COATED)		1
16		#5 x 7'-2" (LEVEL II, DUAL COATED)	7	9
17		#5 x 9'-1 1/4" (LEVEL II, DUAL COATED)	1	
18		#5 x 8'-10 1/4" (LEVEL II, DUAL COATED)	1	
19		#5 x 8'-7 1/4" (LEVEL II, DUAL COATED)	1	
20		#5 x 8'-4 1/4" (LEVEL II, DUAL COATED)	1	
21		#5 x 8'-1 1/4" (LEVEL II, DUAL COATED)	1	
22		#5 x 7'-10 1/4" (LEVEL II, DUAL COATED)	1	
23		#5 x 7'-7 1/4" (LEVEL II, DUAL COATED)	1	
24		#5 x 7'-4 1/4" (LEVEL II, DUAL COATED) △1	1	
25		#5 x 8'-1 1/2" (LEVEL II, DUAL COATED)		1
26		#5 x 7'-11 3/4" (LEVEL II, DUAL COATED)		1
27		#5 x 7'-9 3/4" (LEVEL II, DUAL COATED)		1
28		#5 x 7'-8" (LEVEL II, DUAL COATED)		1
29		#5 x 7'-6" (LEVEL II, DUAL COATED)		1
30		#5 x 7'-4 1/4" (LEVEL II, DUAL COATED)		1
31				
32	EN-601L	#6 BENT BAR (LEVEL II, DUAL COATED)	15	15
33		#6 x 14'-6 1/2" (LEVEL II, DUAL COATED)	8	8
34		#6 x 7'-11" (LEVEL II, DUAL COATED)	4	
35		#6 x 5'-6" (LEVEL II, DUAL COATED)		2
36				
37	MK-ENI	4T x 7 1/8" SWIFT LIFT LIFTER (GALVANIZE) △1	4	4
38		4"ϕ I.D. x 1'-2" PVC SLEEVE	4	4
39				
40				

J.P. CARRARA & SONS INC.
Precast & Prestress Manufacturer
2464 CASE STR., MIDDLEBURY, VERMONT 05753 Phone:(802)388-6361 Fax:(802)388-9010

A.L. St. ONGE CONTRACTOR, INC.
CONTRACTOR
MONTGOMERY CENTER, VERMONT

STATE OF VERMONT AGENCY OF TRANSPORTATION
COUNTY OF FRANKLIN

TOWN OF ENOSBURG
BOSTON POST ROAD T.H.2 CLASS 2
BRIDGE NO.: 48 PROJECT NO.: BRO 1448(40)

PRECAST APPROACH SLAB DETAILS

DATE: JAN. 27, 2014
SCALE: NOTED
CHKD: M.W. DFTM: B.L.
JOB NO: 23418-013
DWG. NO: AS3

F:\VT-Bridges\23418-13 Enosburg\23418-AS3.dwg, 4/8/2014 4:11:22 PM