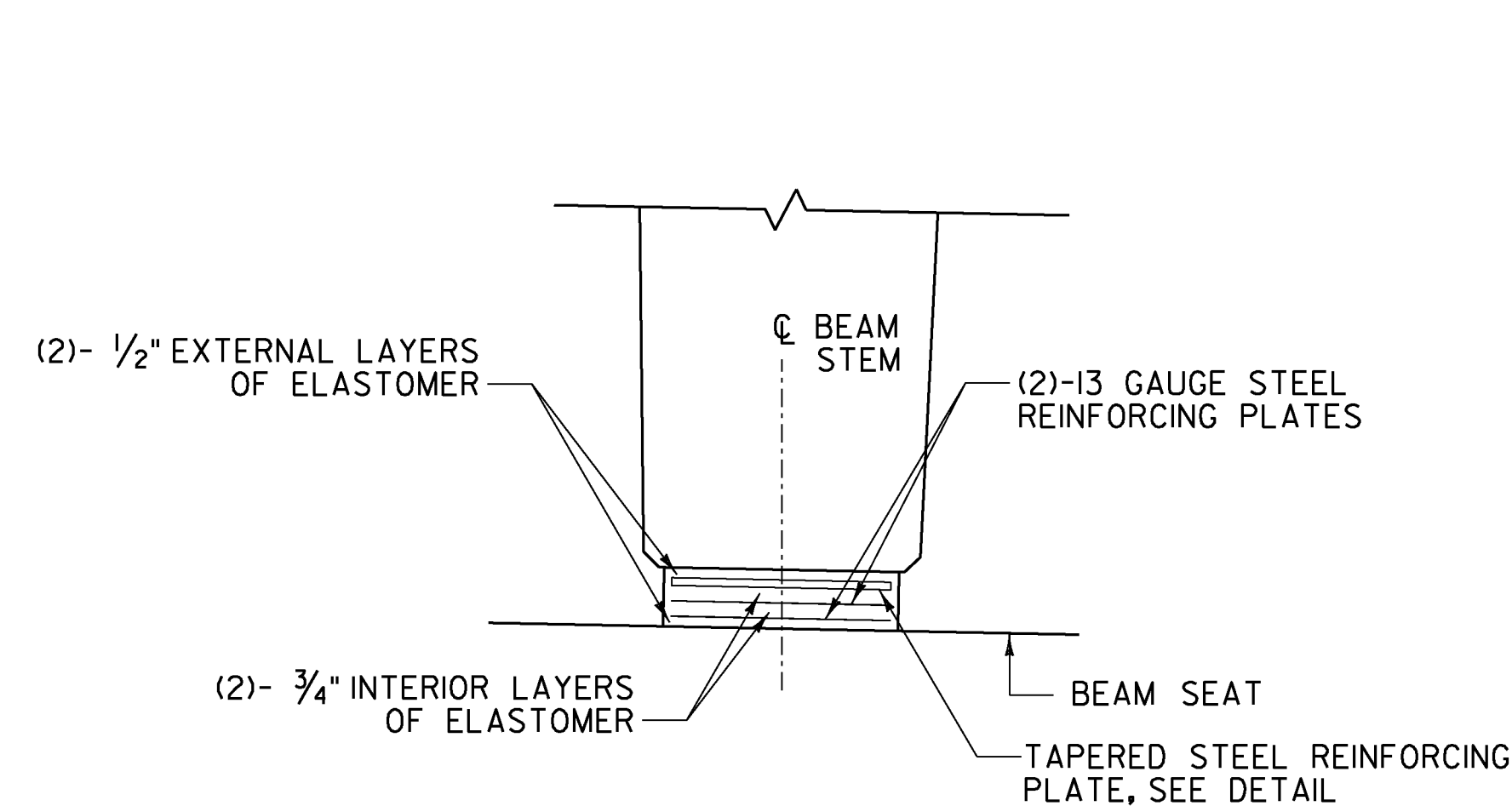
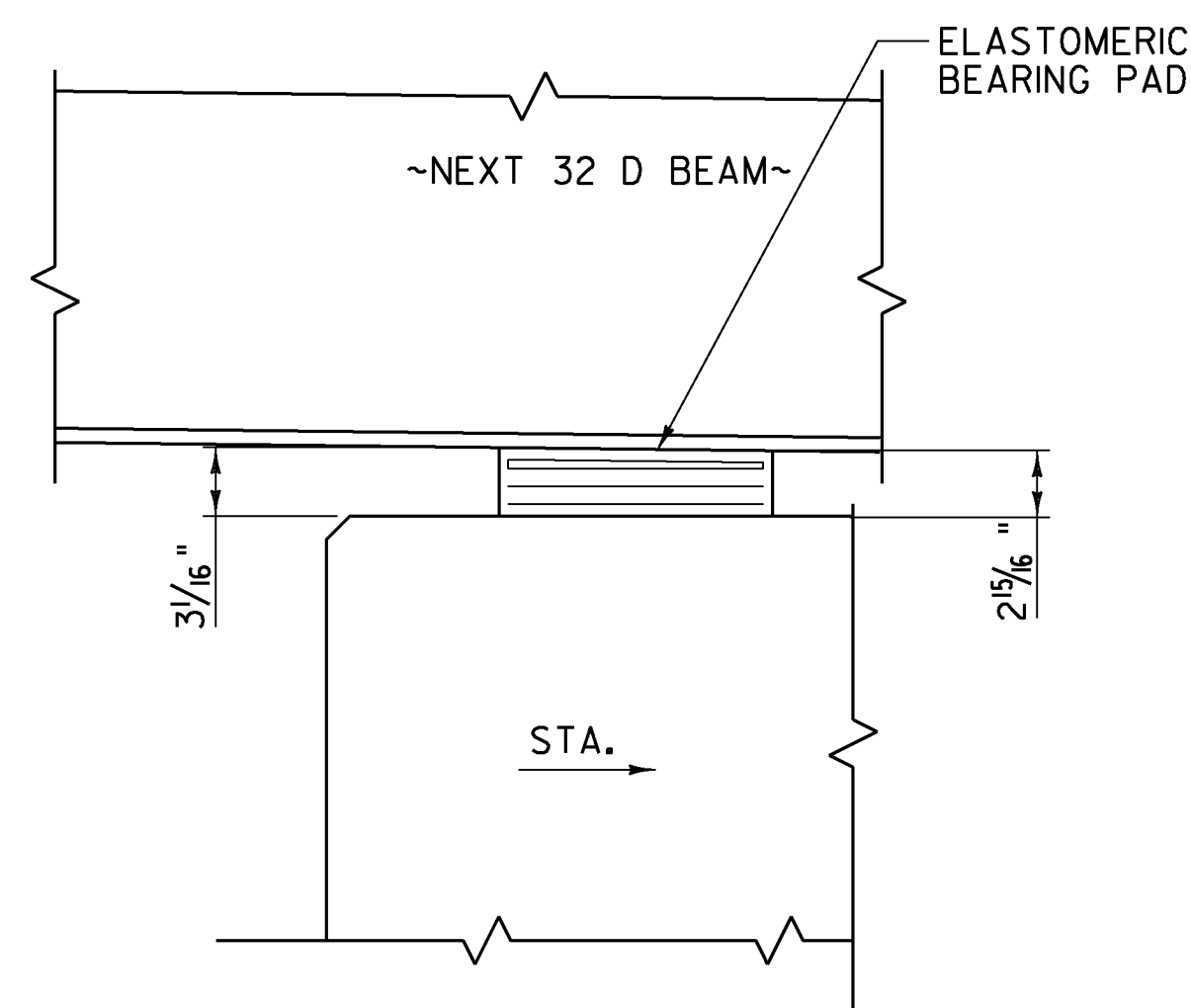


SIDE ELEVATION - ABUTMENT 1



FRONT ELEVATION



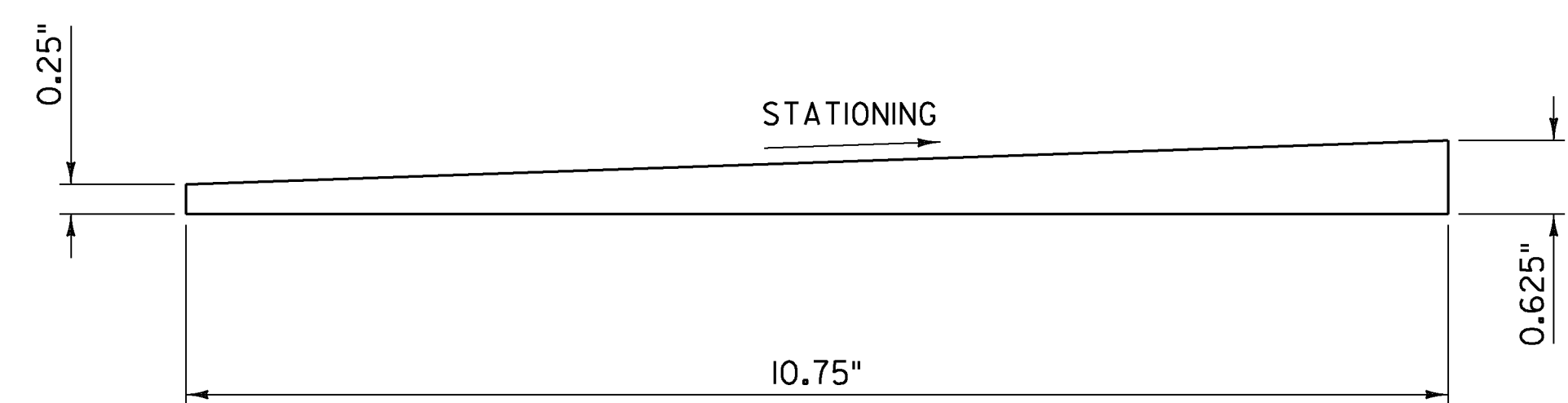
SIDE ELEVATION - ABUTMENT 2

ELASTOMERIC BEARING ASSEMBLY

SCALE 1 1/2" = 1'-0"

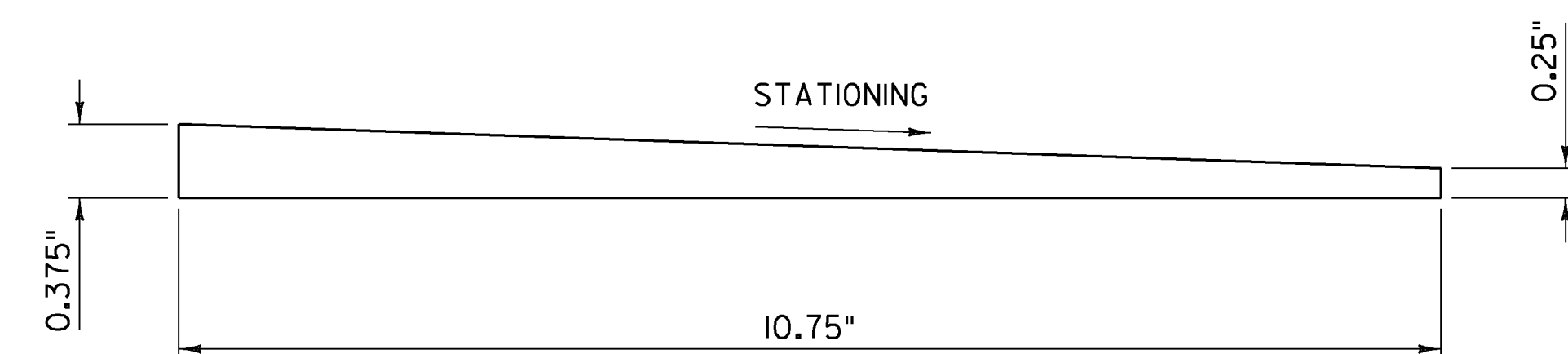
BEARING NOTES:

1. BEARINGS SHALL CONFORM TO THE APPLICABLE SUBSECTIONS OF STANDARD SPECIFICATIONS SECTIONS 531 AND 731.
2. ALL REINFORCEMENT BETWEEN LAYERS OF ELASTOMER SHALL BE STEEL MEETING THE REQUIREMENTS OF SUBSECTION 714.02. ALL INTERNAL STEEL PLATES SHALL BE SAND BLASTED AND FREE OF COATING, RUST AND MILL SCALE. THE PLATES SHALL BE FREE OF SHARP EDGES AND BURRS.
3. THE BEARINGS ARE DESIGNED SO THAT THE SUPERSTRUCTURE MAY BE ERECTED WHEN THE BEAM TEMPERATURE IS WITHIN THE RANGE OF 20 DEGREES F AND 70 DEGREES F WITHOUT ADJUSTING THE BEARINGS FOR TEMPERATURE. IF THE BEAM TEMPERATURE IS OUTSIDE THIS RANGE, THE BEARINGS SHALL BE RESET AS DIRECTED BY THE RESIDENT.
4. STEEL REINFORCED ELASTOMERIC BEARINGS WERE DESIGNED PER METHOD = A.
5. THE ELASTOMER WAS DESIGNED WITH A SHEAR MODULUS OF 152 PSI +/- 15%.
6. ABUTMENT 1 AND 2 BEARINGS
 - A. DESIGN DEAD LOAD REACTION = 35.80 KIPS/BEARING
 - B. DESIGN LIVE LOAD REACTION = 38.80 KIPS/BEARING (NO IMPACT)
 - C. ROTATION CAPACITY = 0.015 RADIANS
 - D. LONGITUDINAL DESIGN TRANSLATION = 0.5"
7. ALL BEARINGS SHALL BE MARKED PRIOR TO SHIPPING. THE MARKS SHALL INCLUDE THE BEARING LOCATION ON THE BRIDGE, AND A DIRECTION ARROW THAT POINTS UP-STATION. ALL MARKS SHALL BE PERMANENT AND SHALL BE VISIBLE AFTER THE BEARING IS INSTALLED.
8. THE ELASTOMER SHALL BE NEOPRENE MEETING THE REQUIREMENTS OF SUBSECTION 731.03.
9. BEARING DESIGN SHALL BE PER THE AASHTO LRFD BRIDGE DESIGN SPECIFICATIONS 5TH EDITION AND ITS LATEST REVISIONS.
10. ALTERNATE CONFIGURATIONS FOR BEARINGS MAY BE SUBMITTED FOR APPROVAL. ANY ALTERNATE SUBMITTED SHALL BE DESIGNED AND CERTIFIED TO MEET THE DESIGN LOADS AND CRITERIA SHOWN ON THE PLANS.
11. THE CONTRACTOR IS ADVISED TO HAVE A MINIMUM OF 12- 1/4" x 12 1/2" x 12 1/2" GALVANIZED STEEL SHIMS AVAILABLE FOR USE FOR ELEVATION ADJUSTMENTS UPON THE SETTING OF THE SUPERSTRUCTURE UNITS. THE SHIMS SHALL BE FABRICATED ACCORDING TO SECTION 531 AND SHALL BE INCLUDED UNDER ITEM 531.17, "BEARING DEVICE ASSEMBLY, STEEL REINFORCED ELASTOMERIC PAD".



ABUTMENT 1 STEEL REINFORCING PLATE DETAIL

NOT TO SCALE



ABUTMENT 2 STEEL REINFORCING PLATE DETAIL

NOT TO SCALE



PROJECT NAME: ENOSBURG
PROJECT NUMBER: BRO 1448(40)

FILE NAME: ...XXX Bearing_Dets.dgn
PROJECT LEADER: G. BOGUE
DESIGNED BY: T. KNIGHT
PLOT DATE: 10/4/2013
DRAWN BY: L. BUXTON
CHECKED BY: T. KNIGHT
SHEET 27 OF 46

BEARING DETAILS