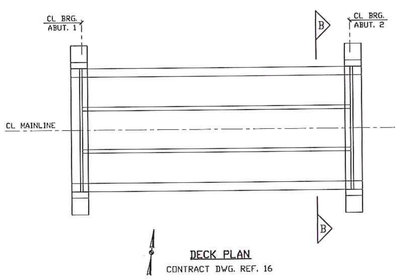

DECK PLAN
CONTRACT DWG. REF. 16

LIST 1 (F.F.) (2 THUS)

3 #6 X 7'-11" (2) F.F.
1 #6 X 7'-10" (2) F.F.
1 #6 X 7'-6" (2) F.F.
1 #6 X 7'-3" (2) F.F.
1 #6 X 7'-0" (2) F.F.
1 #6 X 6'-9" (2) F.F.
1 #6 X 6'-5" (2) F.F.
1 #6 X 6'-2" (2) F.F.

LIST 3 (F.F.) (2 THUS)

3x1 #5 X 4'-2" (2) F.F.
1 #5 X 3'-8" (2) F.F.
1 #5 X 2'-9" (2) F.F.
1 #5 X 1'-10" (2) F.F.

LIST 2 (N.F.) (2 THUS)

2 #5 X 7'-11" (2) N.F.
1 #5 X 7'-10" (2) N.F.
1 #5 X 7'-3" (2) N.F.
1 #5 X 6'-9" (2) N.F.
1 #5 X 6'-2" (2) N.F.

LIST 4 (N.F.) (2 THUS)

1 #5 X 4'-2" (2) N.F.
1 #5 X 3'-8" (2) N.F.
1 #5 X 1'-10" (2) N.F.

Release Number:

BAR LIST

Bar Mark	Qty	Size	Total Length	Type	'A'	'B'	'C'	'D'	'E'	'F'	'G'	'H'	'J'	'K'	'O'	'R'
58201	46	#5	8'-8"	17		2'-10"	3'-0"	2'-10"								
58202	4	#5	4'-7 K"	3		0'-11"	3'-8 K"					1'-9 K"		3'-3 K"	4'-2 K"	
68201	8	#6	7'-5 K"	3			2'-11 K"	1'-6"	2'-11 K"			2'-7"		1'-6"	4'-6"	

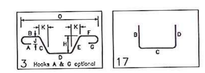

LIFTING POINT LOCATIONS & ANCHORS
– BY OTHERS/GC.

4 #7 SHEAR BAR FOR WIRE ANCHORS
4 #7 X 4'-0" (2) TOTAL

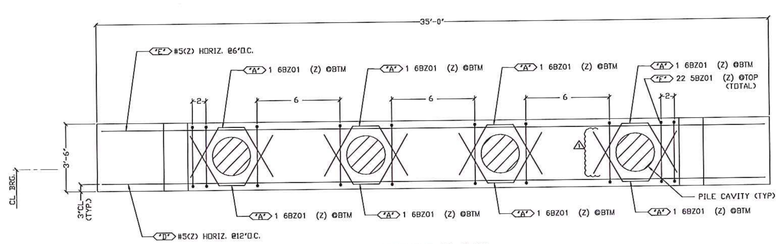

ABUTMENT #2 PLAN
(VERTICALS NOT SHOWN FOR CLARITY)
CONTRACT DWG. REF. 20

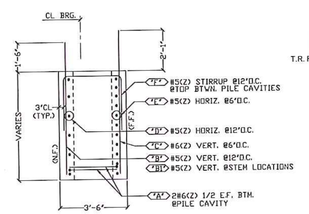

SECTION 1
(REINF. @ BRIDGE SEAT)
CONTRACT DWG. REF. 20

APPROVED
T.R. FELLOWS ENGINEERING
05/21/2015

FOR APPROVAL

LEGEND:
CONT.-CONTINUOUS
TRANS.-TRANSVERSE
DVLS.-DOWELS
VERTS.-VERTICAL
HORIZ.-HORIZONTAL
T&B -TOP & BOTTOM
I.F.-INNER FACE
O.F.-OUTER FACE
E.E.-EACH END
E.F.-EACH FACE
N.F.-NEAR FACE
F.F.-FAR FACE
E.W.-EACH WAY
O.C.-ON CENTER
L.W.-LONG WAY
S.W.-SHORT WAY

LAP CHART	
#5, #6	2'-7" (UN.)

ALL REINF. BARS
LEVEL II - DUAL COATED

ELEVATIONS & DIMENSIONS SHOWN ON THIS DWG. ARE FOR REINF. DETAILING PURPOSES ONLY AND ARE NOT INTENDED FOR DIMENSIONAL CONSTRUCTION.

DUAL COATED REINF. BARS ASTM A615 GRADE 60, MARKED (Z)

VERIFICATION OF UNCLEAR INFORMATION MAY BE REQUESTED ON THIS DRAWING. SHOULD VERIFICATION BE LEFT UN-ADDRESSED IT WILL REMAIN AS SHOWN AND ASSUME TO BE CORRECT.

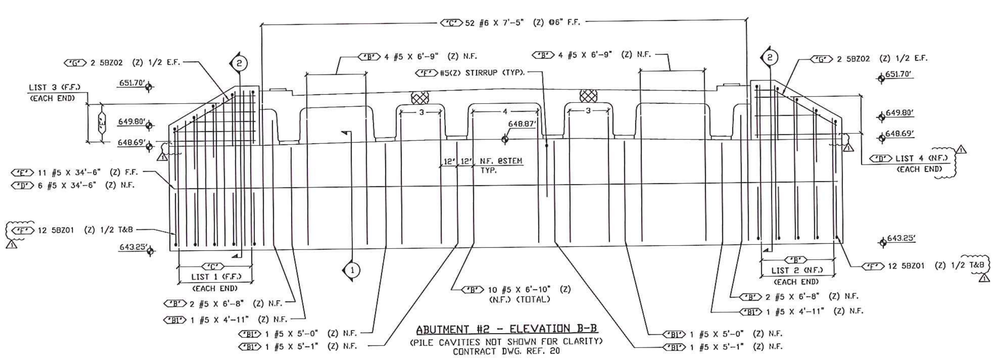

ABUTMENT #2 – ELEVATION B-B
(PILE CAVITIES NOT SHOWN FOR CLARITY)
CONTRACT DWG. REF. 20

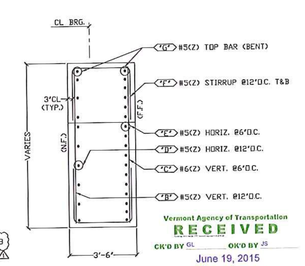

SECTION 2
(REINF. @ CHEEK WALL)
CONTRACT DWG. REF. 20

Vermont Agency of Transportation
RECEIVED
June 19, 2015

CK'D BY GL OK'D BY JS
RESUBMIT NO
BY RY
Approved
DATE 6-23-2015

6			
5			
4			
3			
2	5/21/15	△	REVISED PER APPROVAL
1	1/23/15	-	FOR APPROVAL
	DATE	REV.#	SENT FOR

DIMENSION
DIMENSION FABRICATORS INC.
3000 7th STREET
BOX 74 STATE
BOYCE, LA 71409
PH (318) 374-1368
FAX (318) 374-1369
www.dimensionfabricators.com

STRUCTURE: VTAOT CAMBRIDGE BRO 1448(39)
LOCATION: CAMBRIDGE, VERMONT
APPV'D BY:
CHK'D BY:
CUSTOMER: BLOW & COTE, INC.
DRAWN BY: KRIS J
DATE: 1/23/15
DFI #: 9127
DRAWING DESCRIPTION: EAST ABUTMENT #2
DRAWING #: B