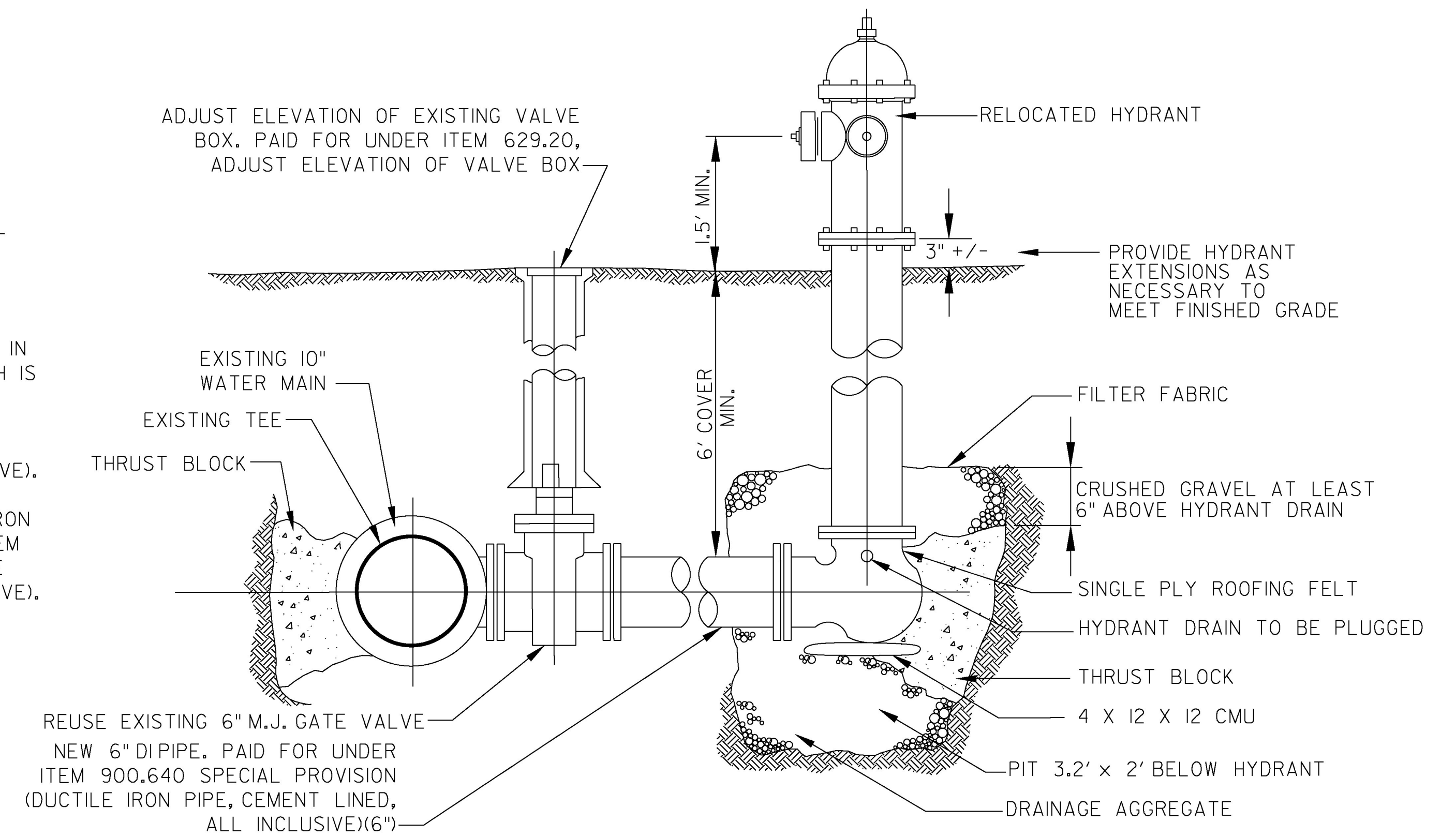


TYPICAL PERMANENT DUCTILE IRON TRENCH DETAIL

NOT TO SCALE

NOTES:

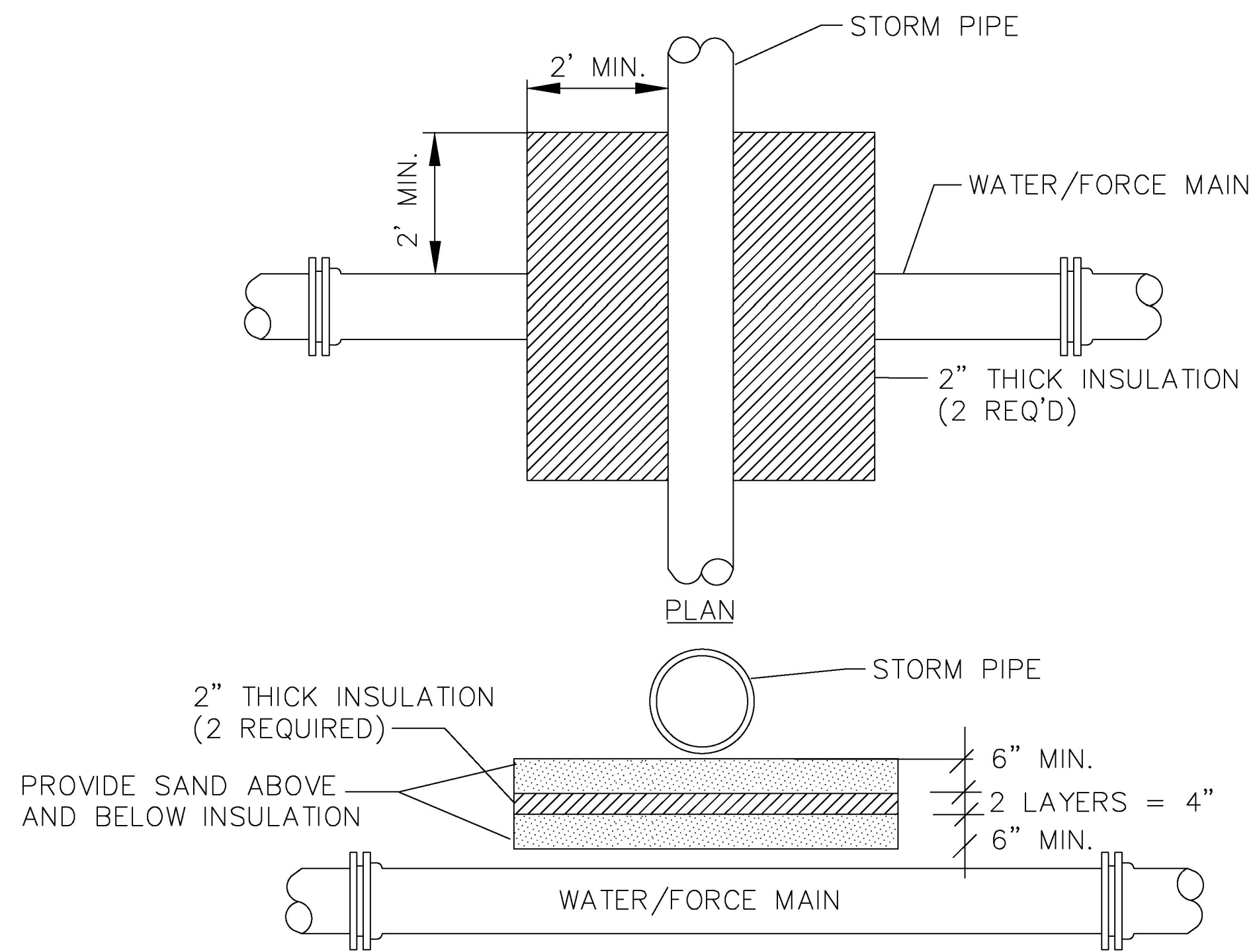
1. PAYMENT FOR SAWCUTTING OF PAVEMENT WILL BE CONSIDERED INCIDENTAL TO ITEM 900.640 SPECIAL PROVISION (DUCTILE IRON PIPE, CEMENT-LINED, ALL INCLUSIVE).
2. PAYMENT FOR FURNISHING AND INSTALLING POLYSTYRENE INSULATION IN CASES WHERE THE WATER PIPE DEPTH IS LESS THAN 6'-0" IN DEPTH WILL BE CONSIDERED INCIDENTAL TO ITEM 900.640 SPECIAL PROVISION (DUCTILE IRON PIPE, CEMENT-LINED, ALL INCLUSIVE).
3. PAYMENT FOR PERMANENT DUCTILE IRON WATER PIPE WILL BE MADE UNDER ITEM 900.640. SPECIAL PROVISION (DUCTILE IRON PIPE, CEMENT LINED, ALL INCLUSIVE).



RELOCATED HYDRANT ASSEMBLY DETAIL

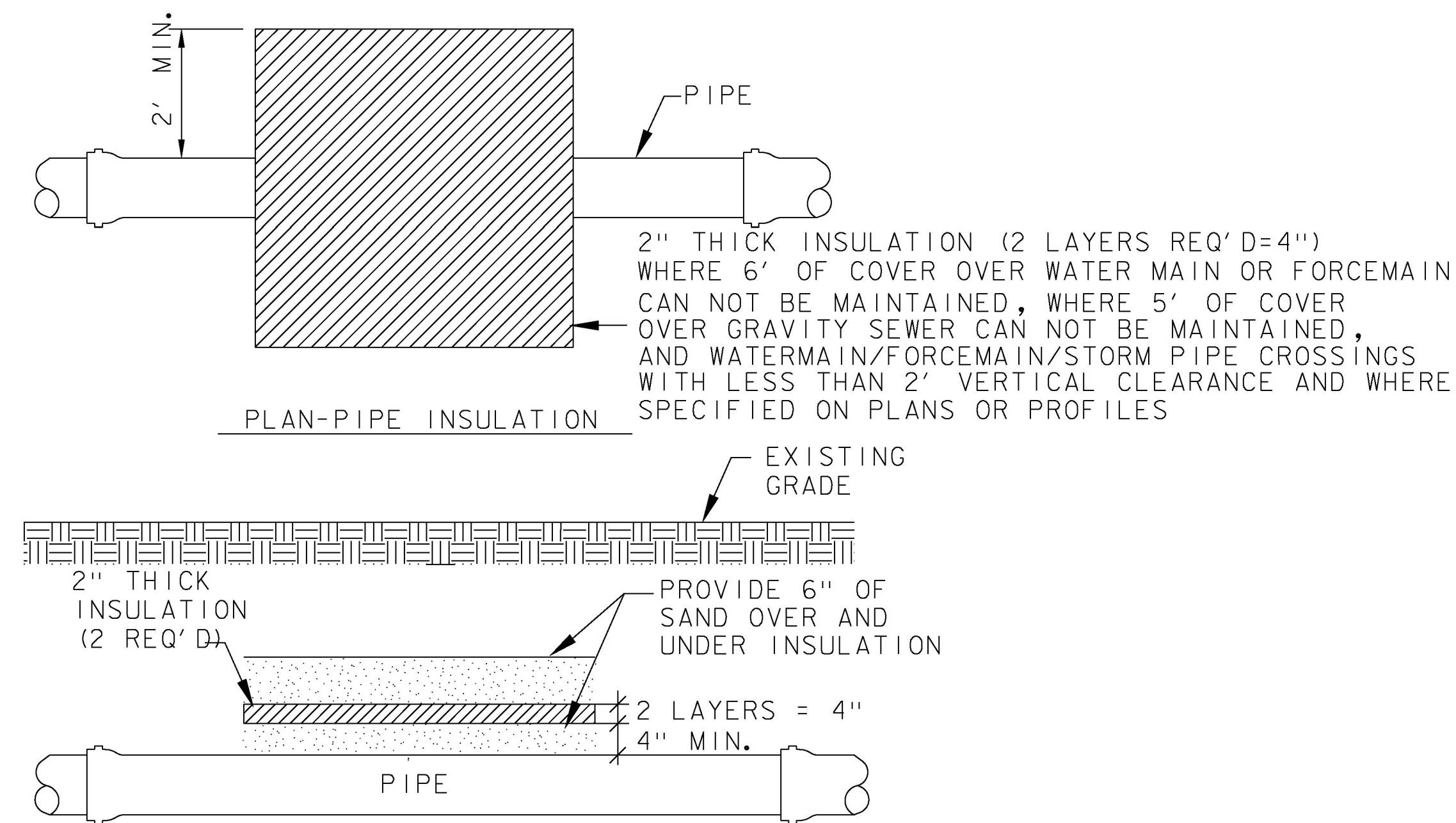
NOT TO SCALE

PAYMENT FOR RELOCATING THE EXISTING FIRE HYDRANT WILL BE MADE UNDER ITEM 629.29, RELOCATE HYDRANT.



STORM SEWER CROSSING INSULATION DETAIL

NOT TO SCALE



RIGID BOARD INSULATION

NOT TO SCALE

PAYMENT FOR POLYSTYRENE RIGID BOARD INSULATION AND SAND BEDDING WILL BE CONSIDERED INCIDENTAL TO ITEM 900.640, SPECIAL PROVISION (DUCTILE IRON PIPE, CEMENT LINED, ALL INCLUSIVE)



PROJECT NAME:	ST JOHNSBURY	PLOT DATE:	9/30/2016
PROJECT NUMBER:	BRO 1447(30)	DRAWN BY:	D. HARRINGTON
FILE NAME:	z12j164wtr_dets2d.dgn	DESIGNED BY:	D. CAMPBELL
PROJECT LEADER:	M. CHENETTE	CHECKED BY:	G. SANTY
WATER DETAILS 2		SHEET	54 OF 76