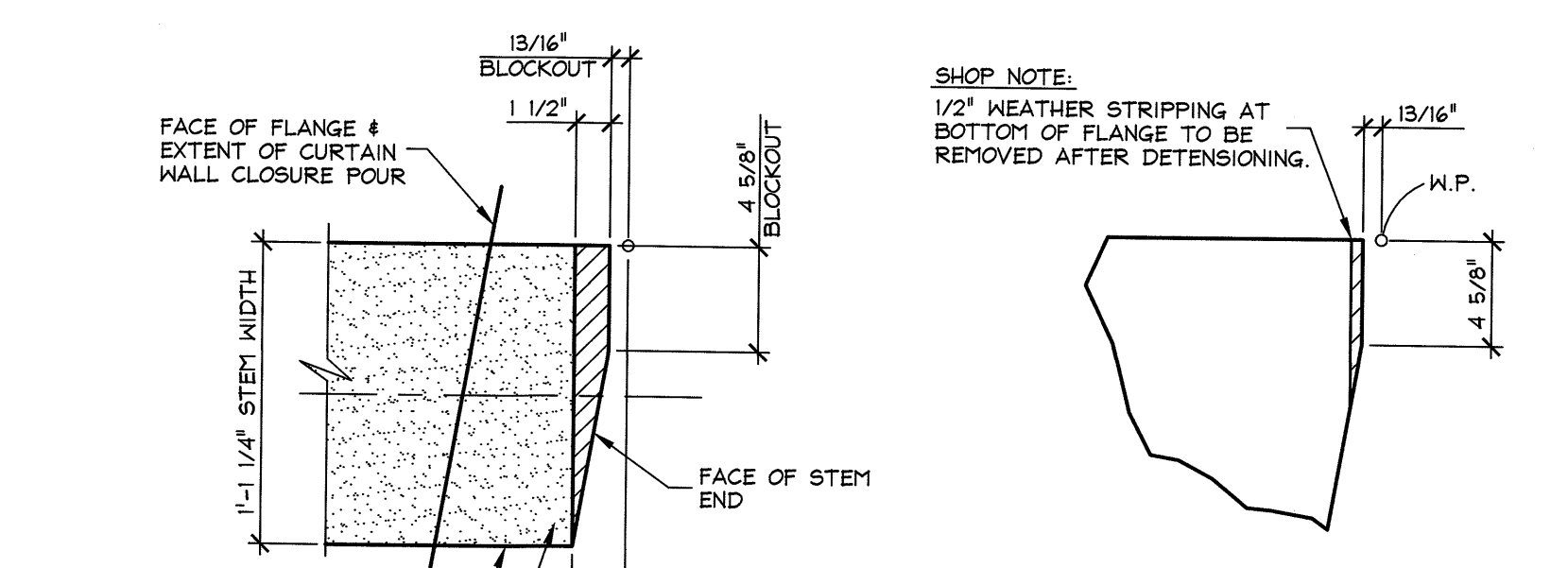
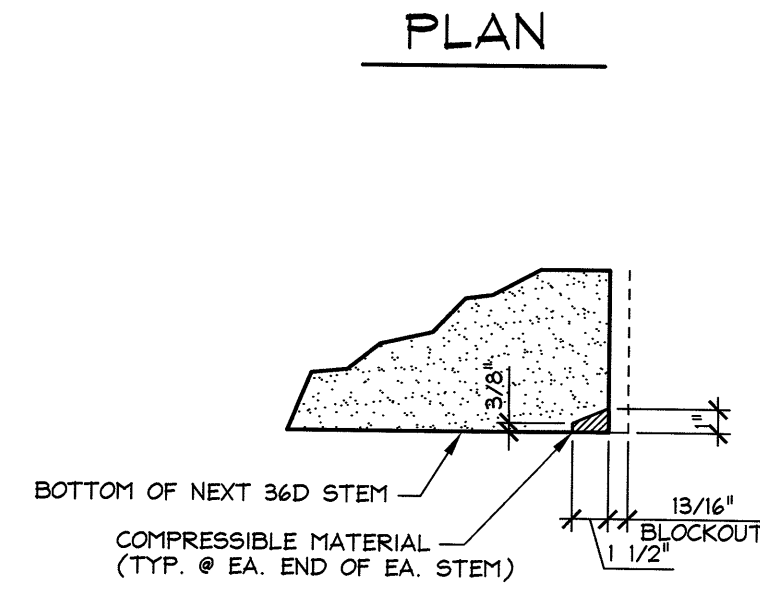


1 DIMENSIONAL PLAN VIEW IN FORM "C-NB3"
1/4" = 1'-0"



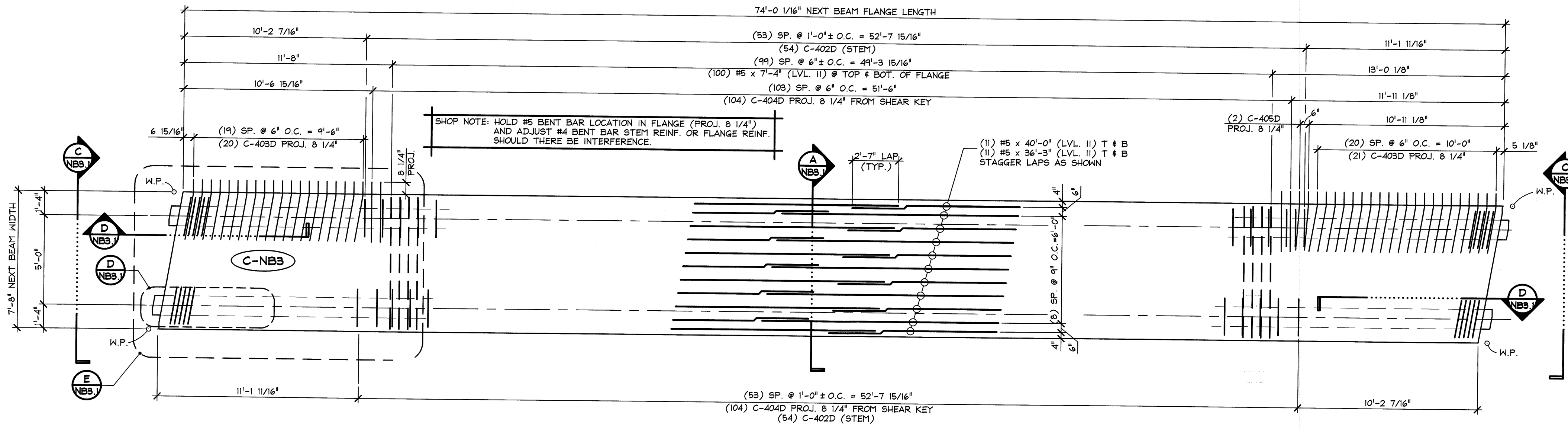
CORNER FLANGE B/O
(TYP. AS SHOWN) 1 1/2" = 1'-0"



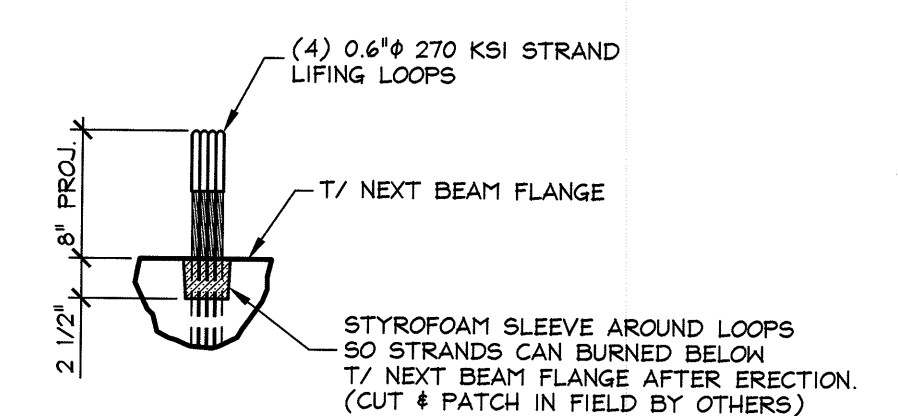
SECTION

DETAIL - "B"
1 1/2" = 1'-0"

SHOP NOTE:
F_c = 10,000 PSI
F_{ci} = 8,000 PSI
MIX #430M



2 REINFORCING PLAN VIEW IN FORM "C-NB3"
1/4" = 1'-0"



LIFT LOOP RECESS DETAIL
1" = 1'-0"

MARK: C-NB3		QTY.: 1	WT.: 59.42 T	VOL.: 29.34 cy
MATERIAL LIST / NEXT BEAM				
ITEM	MARK	DESCRIPTION	QTY.	
1	MK-CL1	DAYTON C-24 TYPE 4-APR DECK FORM HANGER (GALV.)	19	
2	MK-CL2	1/2" x 3" B16 COIL LOOP INSERT (GALV.)	19	
3	MK-CL3	SET OF (4) 0.60" STRAND LIFTING LOOPS x 3'-6" LONG	4	
4				
5	C-401D	#4 BENT BAR (LEVEL II, DUAL COATED)	104	
6	C-402D	#4 BENT BAR (LEVEL II, DUAL COATED)	108	
7	C-403D	#4 BENT BAR (LEVEL II, DUAL COATED)	41	
8	C-404D	#4 BENT BAR (LEVEL II, DUAL COATED)	104	
9	C-405D	#4 BENT BAR (LEVEL II, DUAL COATED)	2	
10	C-406D	#4 BENT BAR (LEVEL II, DUAL COATED)	110	
11	C-407D	#4 BENT BAR (LEVEL II, DUAL COATED)	110	
12				
13	C-501D	#5 BENT BAR (LEVEL II, DUAL COATED)	16	
14	C-502D	#5 BENT BAR (LEVEL II, DUAL COATED)	40	
15				
16	C-801D	#8 BENT BAR (LEVEL II, DUAL COATED)	28	
17				
18		#4 x 7'-5 1/2" (LEVEL II, DUAL COATED)	20	
19		#5 x 7'-5 1/2" (LEVEL II, DUAL COATED)	84	
20		#5 x 7'-4 1/2" (LEVEL II, DUAL COATED)	4	
21		#5 x 7'-4 1/4" (LEVEL II, DUAL COATED)	4	
22		#5 x 4'-6" (LEVEL II, DUAL COATED)	12	
23		#5 x 7'-4" (LEVEL II, DUAL COATED)	200	
24		#5 x 40'-0" (LEVEL II, DUAL COATED)	22	
25		#5 x 36'-3" (LEVEL II, DUAL COATED)	22	

3/1/16 ADDED THIS SHEET T.D.

APPROVAL STAMP:

Vermont Agency of Transportation
RECEIVED
CK'D BY SC, TM OK'D BY G. Laroche
March 18, 2016
RESUBMIT No Approved
BY K. Higgins DATE 3/28/2016

J.P. CARRARA & SONS INC.
Precast & Prestress Manufacturer
2464 GASE STR., MIDDLEBURY, VERMONT 05753 Phone: (802)388-6361 Fax: (802)388-9010

J.A. McDonald, Inc.
CONTRACTOR
LYNDON CENTER, VERMONT

STATE OF VERMONT AGENCY OF TRANSPORTATION
COUNTY OF RUTLAND

TOWN OF CLARENDON
WALKER MOUNTAIN ROAD, TH #3, RURAL COLLECTOR
BRIDGE NO.: 11 PROJECT NO.: BRO 1443(40)

DATE: JAN. 8, 2016
SCALE: NOTED
CHKD: DFTM: T.D.
JOB NO: 23476-015
DWG. NO: NB3

PRESTRESSED NEXT BEAM
PLAN VIEWS