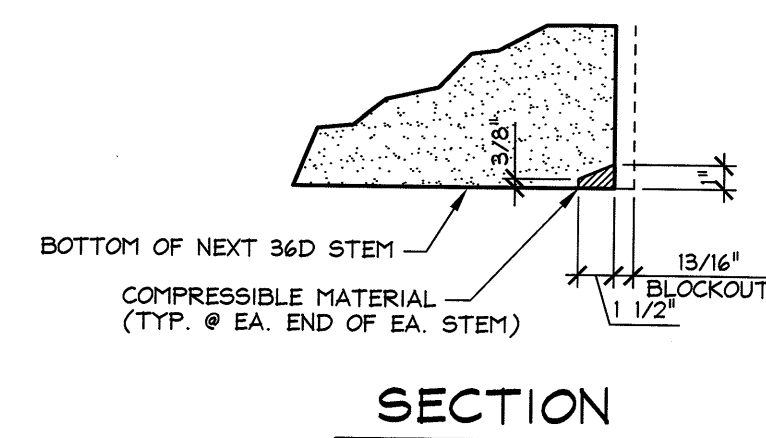
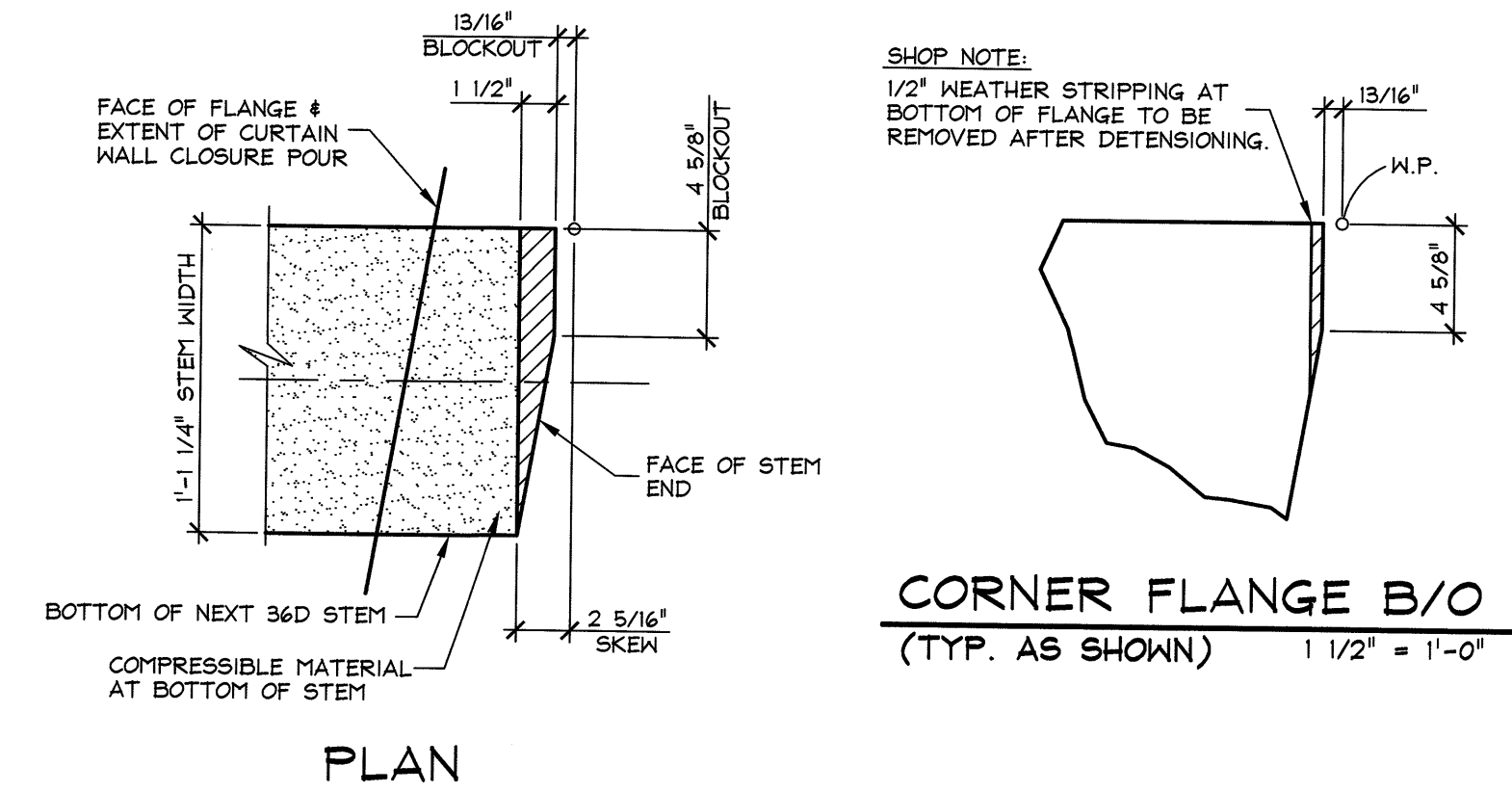
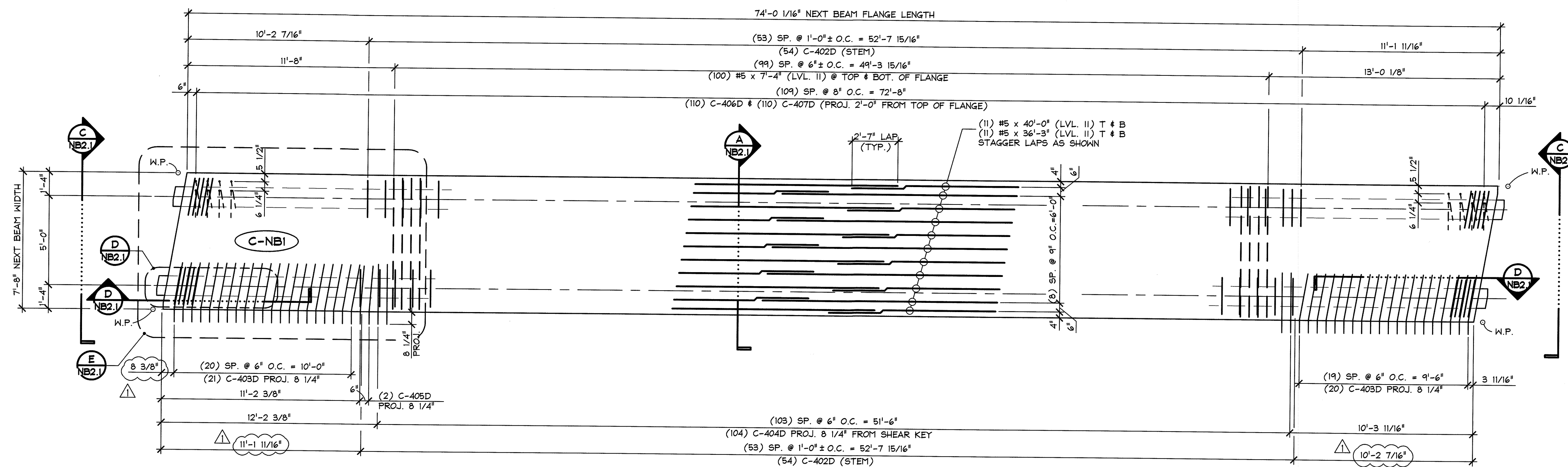


**1** DIMENSIONAL PLAN VIEW IN FORM "C-NB1"  
NB2  
1/4" = 1'-0"



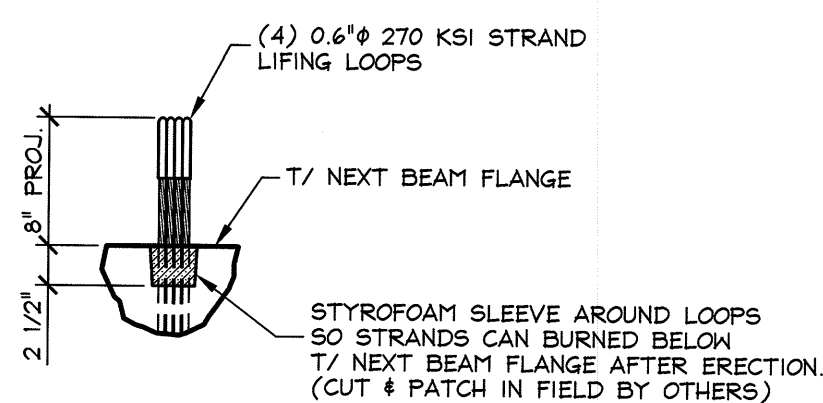
DETAIL - "B"  
1/2" = 1'-0"

SHOP NOTE:  
f'c = 10,000 PSI  
f'ci = 8,000 PSI  
MIX #430M



**2** REINFORCING PLAN VIEW IN FORM "C-NB1"  
NB2  
1/4" = 1'-0"

| MATERIAL LIST / NEXT BEAM |        |   |      |
|---------------------------|--------|---|------|
| ITEM                      | MARK   | DESCRIPTION   | QTY. |
| 1                         | MK-CL1 | DAYTON C-24 TYPE 4-APR DECK FORM HANGER (GALV.)     | 19   |
| 2                         | MK-CL2 | 1/2"φ x 3" B16 COIL LOOP INSERT (GALV.)             | 19   |
| 3                         | MK-CL3 | SET OF (4) 0.60"φ STRAND LIFTING LOOPS x 3'-6" LONG | 4    |
| 4                         |        |   |      |
| 5                         | C-401D | #4 BENT BAR (LEVEL II, DUAL COATED)                 | 104  |
| 6                         | C-402D | #4 BENT BAR (LEVEL II, DUAL COATED)                 | 104  |
| 7                         | C-403D | #4 BENT BAR (LEVEL II, DUAL COATED)                 | 41   |
| 8                         | C-404D | #4 BENT BAR (LEVEL II, DUAL COATED)                 | 104  |
| 9                         | C-405D | #4 BENT BAR (LEVEL II, DUAL COATED)                 | 2    |
| 10                        | C-406D | #4 BENT BAR (LEVEL II, DUAL COATED)                 | 110  |
| 11                        | C-407D | #4 BENT BAR (LEVEL II, DUAL COATED)                 | 110  |
| 12                        |        |   |      |
| 13                        | C-501D | #5 BENT BAR (LEVEL II, DUAL COATED)                 | 16   |
| 14                        | C-502D | #5 BENT BAR (LEVEL II, DUAL COATED)                 | 40   |
| 15                        |        |   |      |
| 16                        | C-801D | #8 BENT BAR (LEVEL II, DUAL COATED)                 | 28   |
| 17                        |        |   |      |
| 18                        |        | #4 x 7'-5 1/2" (LEVEL II, DUAL COATED)              | 20   |
| 19                        |        | #5 x 7'-5 1/2" (LEVEL II, DUAL COATED)              | 84   |
| 20                        |        | #5 x 7'-4 1/2" (LEVEL II, DUAL COATED)              | 4    |
| 21                        |        | #5 x 7'-4 1/4" (LEVEL II, DUAL COATED)              | 4    |
| 22                        |        | #5 x 4'-6" (LEVEL II, DUAL COATED)                  | 12   |
| 23                        |        | #5 x 7'-4" (LEVEL II, DUAL COATED)                  | 200  |
| 24                        |        | #5 x 40'-0" (LEVEL II, DUAL COATED)                 | 22   |
| 25                        |        | #5 x 36'-3" (LEVEL II, DUAL COATED)                 | 22   |



APPROVAL STAMP:

**Vermont Agency of Transportation**  
**RECEIVED**

CK'D BY SC, TM OK'D BY G. Laroche

March 18, 2016

RESUBMIT No Approved  
BY K. Higgins DATE 3/28/2016

**J.P. CARRARA & SONS INC.**  
Precast & Prestress Manufacturer  
2464 OASE STR., MIDDLEBURY, VERMONT 05753 Phone:(802)388-6361 Fax:(802)388-9010

**J.A. McDonald, Inc.**  
CONTRACTOR  
LYNDON CENTER, VERMONT

STATE OF VERMONT AGENCY OF TRANSPORTATION  
COUNTY OF RUTLAND

TOWN OF CLARENDON  
WALKER MOUNTAIN ROAD, TH #3, RURAL COLLECTOR  
BRIDGE NO.: 11 PROJECT NO.: BRO 1443(48)

DATE: JAN. 8, 2016  
SCALE: NOTED  
CHKD: DFTM: T.D.  
JOB NO: 23476-015  
DWG. NO: NB2

PRESTRESS NEXT BEAM  
PLAN VIEWS