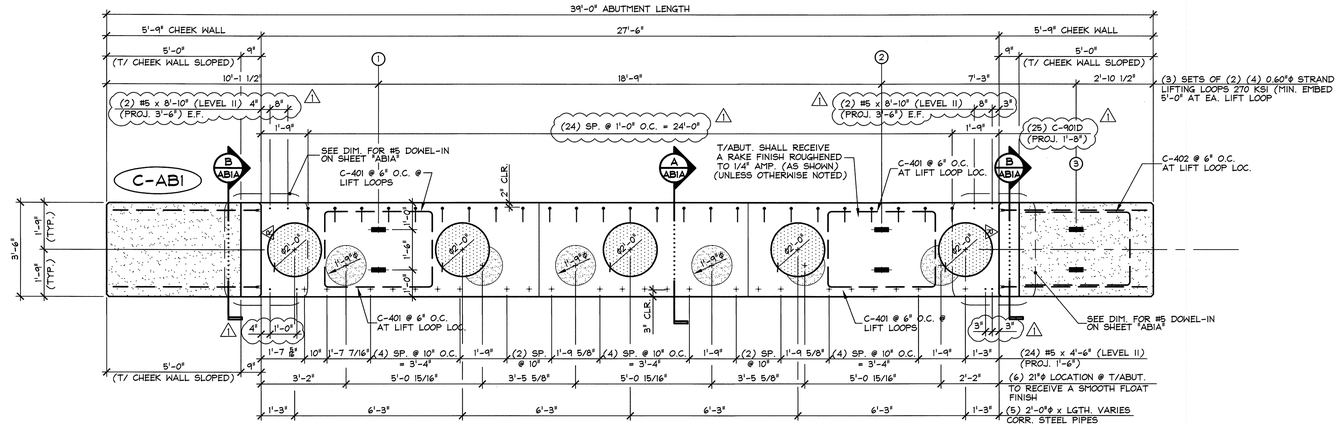

PLAN VIEW IN FORM

DENOTES ROUGHENED SURFACE AT INTERIOR VERTICAL FACE OF CHEEK WALL

FORM FINISH TOP OF CHEEK WALL

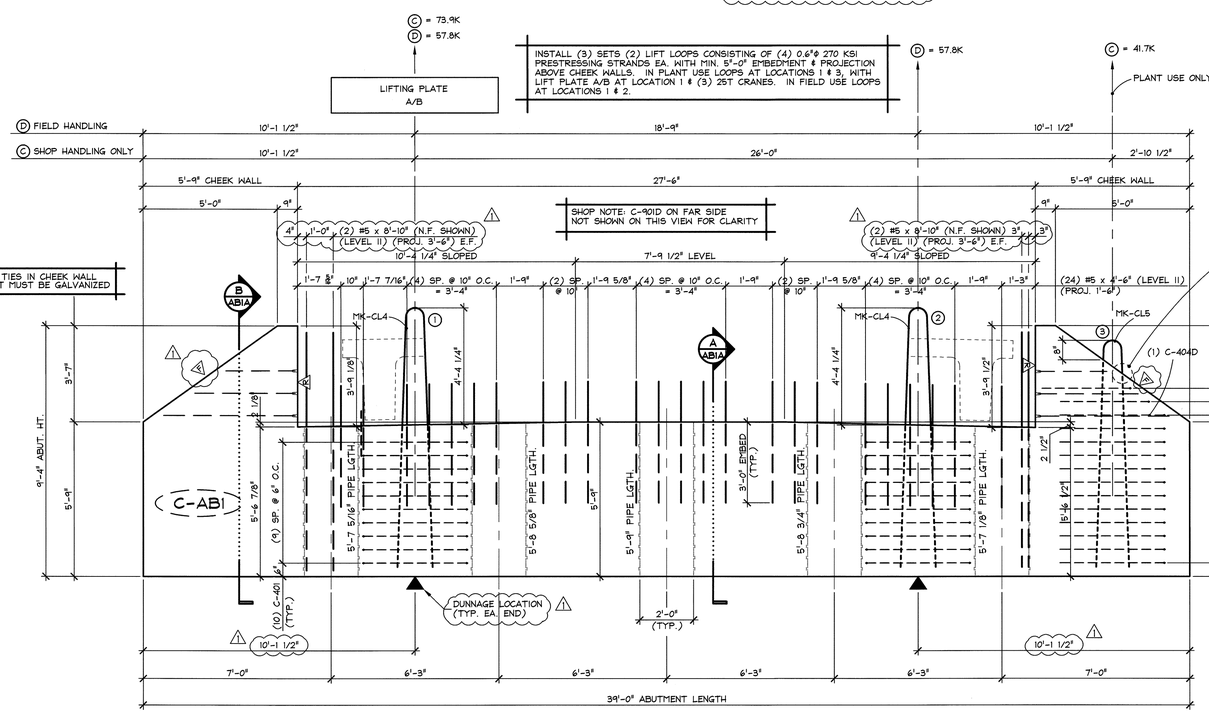

NON MARK FACE ELEVATION

1 / ABI ABUTMENT DIMENSIONAL DETAILS

3/8" = 1'-0"

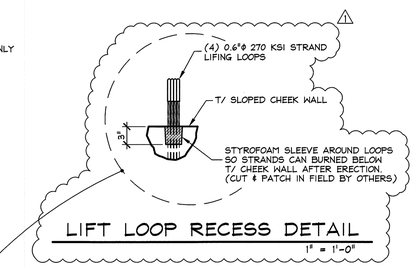

LIFT LOOP RECESS DETAIL

1" = 1'-0"

SHOP NOTE:
ALL EDGES OF ABUTMENT SHALL RECEIVE A 1" CHAMFER (U.N.O.)

MARK: C-ABI	QTY.: 1	WT.: 57.71 T	VOL.: 28.5 cy

MATERIAL LIST / ABUTMENT

ITEM	MARK	DESCRIPTION	QTY.
1			
2	C-401	#4 BENT BAR (LEVEL 1)	20
3	C-402	#4 BENT BAR (LEVEL 1)	11
4	C-403D	#4 BENT BAR (LEVEL II, DUAL COATED)	2
5	C-404D	#4 BENT BAR (LEVEL II DUAL COATED)	1
6			
7			
8			
9			
10			
11			
12			
13			
14			
15			
16			
17			
18			
19			
20		2'-0"ϕ x 5'-7 5/16" CORRUGATED STEEL PIPE (GALV.)	1
21		2'-0"ϕ x 5'-8 5/8" CORRUGATED STEEL PIPE (GALV.)	1
22		2'-0"ϕ x 5'-9" CORRUGATED STEEL PIPE (GALV.)	1
23		2'-0"ϕ x 5'-8 3/4" CORRUGATED STEEL PIPE (GALV.)	1
24		2'-0"ϕ x 5'-7 1/8" CORRUGATED STEEL PIPE (GALV.)	1
25			
26	MK-CL4	SET OF (4) 0.60"ϕ STRAND LIFTING LOOPS	4
27	MK-CL5	SET OF (4) 0.60"ϕ STRAND LIFTING LOOPS	2

SHOP NOTE:
28 DAYS = 5,000 PSI
RELEASE FOR HANDLING = 5,000 PSI

MIX DESIGN:
MIX NO. 425M-NO DCI

3/11/16 REVISED AS PER ENGINEERS COMM. T.D.

APPROVAL STAMP:
Vermont Agency of Transportation
RECEIVED
Clarendon resubmit 3-15-16.pdf

CK'D BY SC, TM OK'D BY G. Laroche
March 18, 2016
RESUBMIT No Approved
BY K. Higgins DATE 3/28/2016

J.P. CARRARA & SONS INC.
Precast & Prestress Manufacturer
2464 CASE STR., MIDDLEBURY, VERMONT 05753 Phone:(802)388-6361 Fax:(802)388-9010

J.A. McDonald, Inc.
CONTRACTOR
LYNDON CENTER, VERMONT

STATE OF VERMONT AGENCY OF TRANSPORTATION
COUNTY OF RUTLAND

TOWN OF CLARENDON
WALKER MOUNTAIN ROAD, TH #3, RURAL COLLECTOR
BRIDGE NO.: 11 PROJECT NO.: BRO 1443(48)

PRECAST ABUTMENT DETAILS

DATE: JAN. 8, 2016
SCALE: NOTED
CHKD: DFTM: T.D.
JOB NO: 23476-015
DWG. NO: AB1