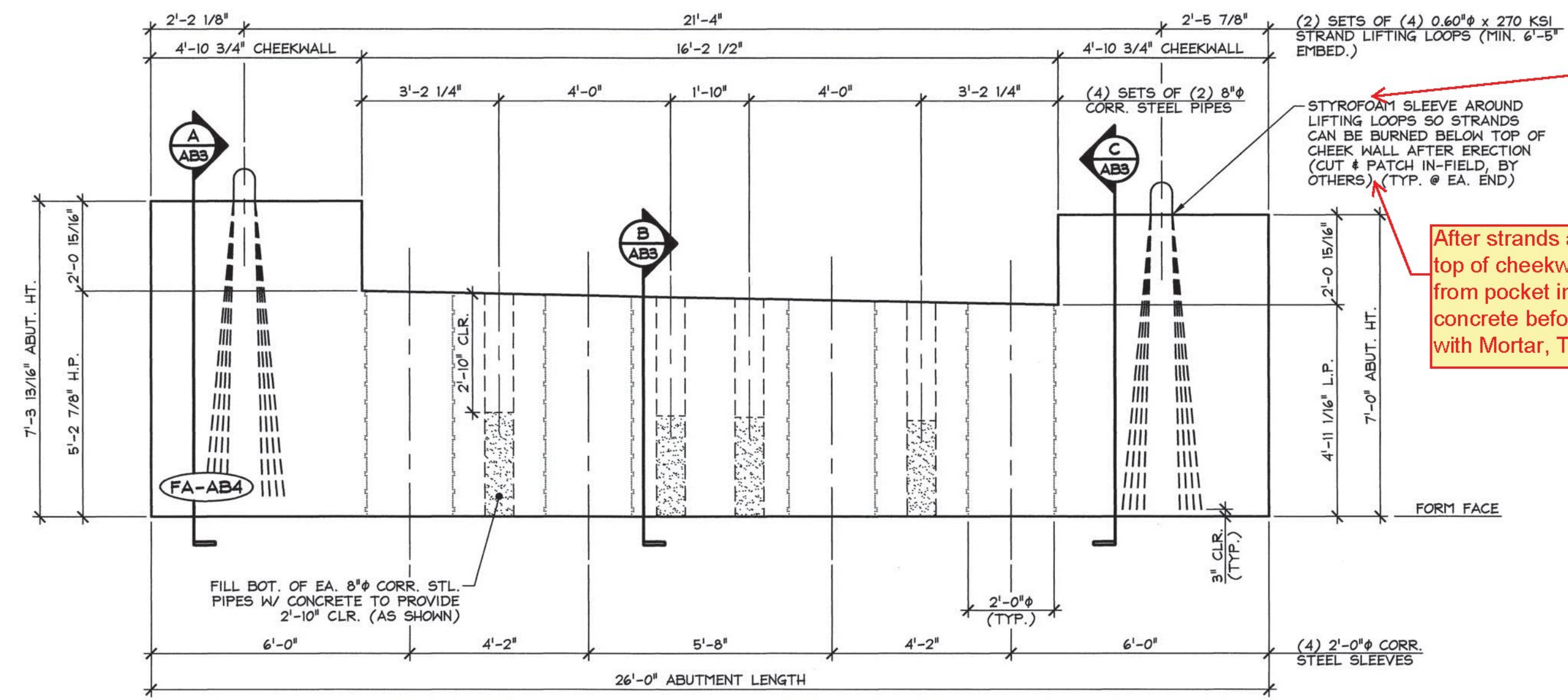



1 DIMENSIONAL PLAN VIEW IN FORM
AB3 3/8" = 1'-0"



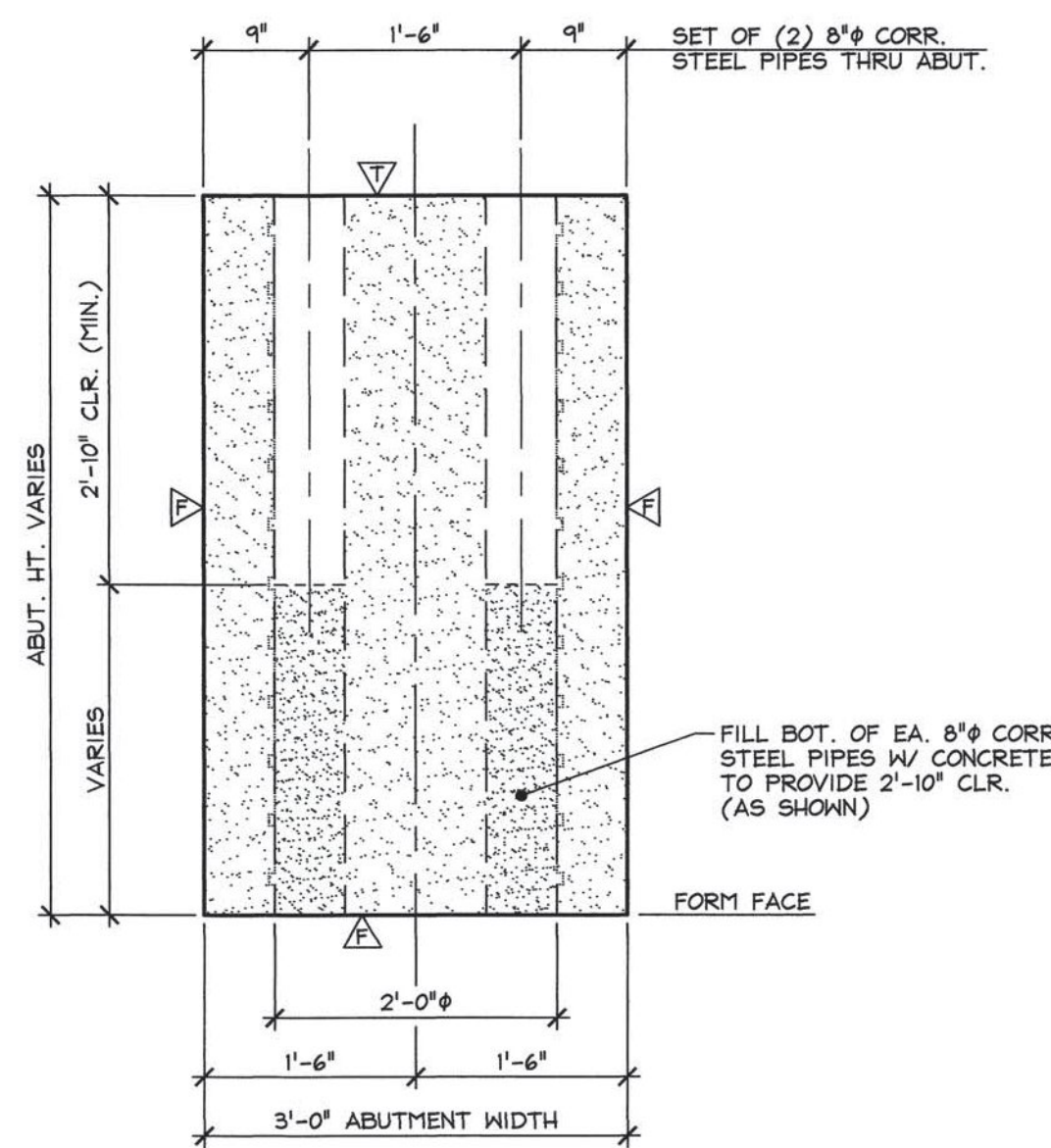
2 DIMENSIONAL ELEVATION VIEW IN FORM
AB3 3/8" = 1'-0"

Pocket shall be deep enough so strands can be cut a minimum of 3" below top of cheek wall

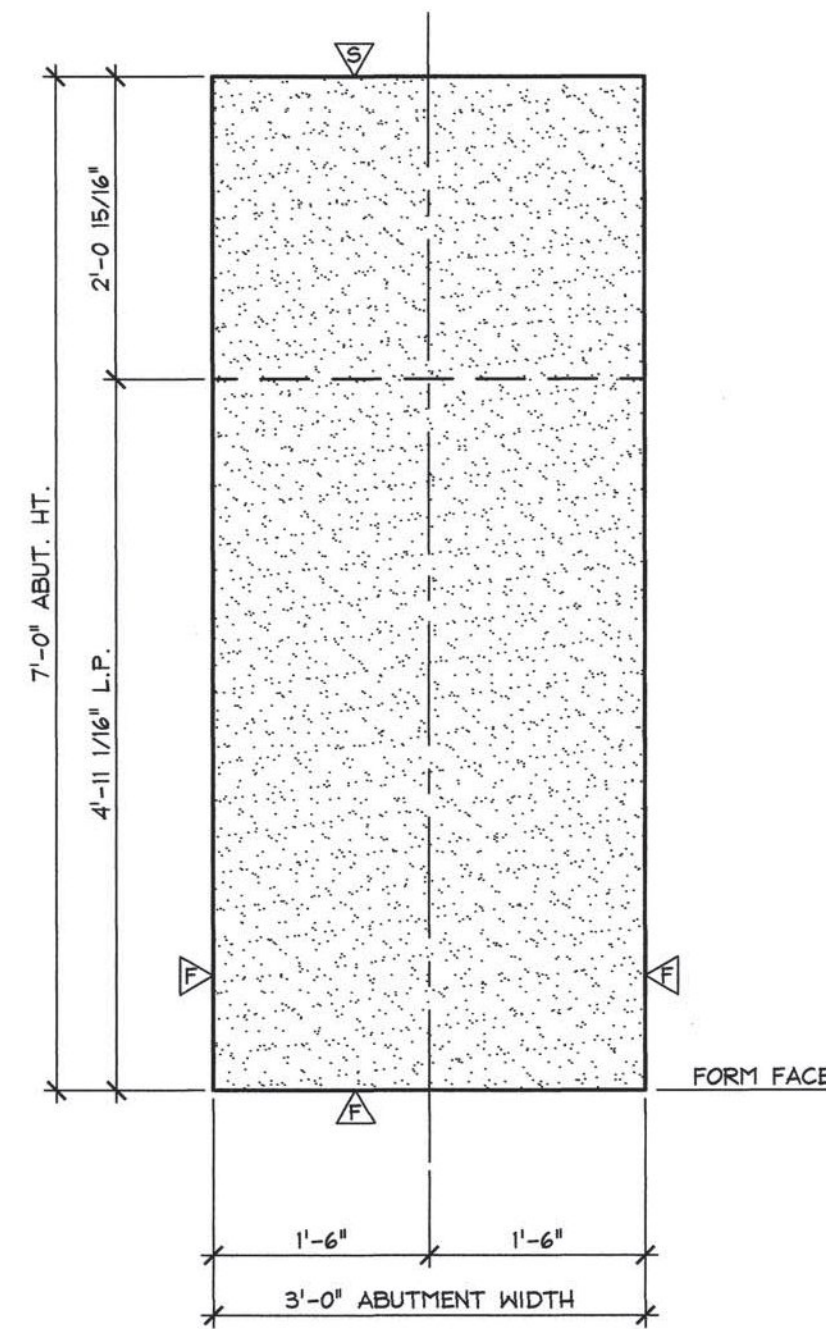
After strands are cut 3" below top of cheekwall, clean all debris from pocket including any loose concrete before filling pocket with Mortar, Type IV



A ABUTMENT SECTION
AB3 3/4" = 1'-0"



B ABUTMENT SECTION
AB3 3/4" = 1'-0"



C ABUTMENT SECTION
AB3 3/4" = 1'-0"

- △ DENOTES FORM FINISH
- △ DENOTES FLOAT FINISH
- △ DENOTES SMOOTH TROWEL FINISH

Vermont Agency of Transportation
RECEIVED
CK'D BY RK/JW OK'D BY RY
February 12, 2015
RESUBMIT No Approved AsNoted
BY RY DATE 02/12/2015
2-10-15 REVISED PER VT AOT COMMENTS

MARK: FA-AB4	QTY.: 1	WT.: 28.94 T	VOL.: 14.29 cy
MATERIAL LIST / ABUTMENT			
ITEM	MARK	DESCRIPTION	QTY.
1			
2			
3			
4			
5			
6			
7		SET OF (4) 0.60" x 270 KSI STRAND LIFTING LOOPS	2
8		8" x 5'-2" (MAX.) CORRUGATED STEEL SLEEVE (GALV.)	8
9		2'-0" x 5'-2 3/4" CORRUGATED STEEL SLEEVE (GALV.)	4
10			

APPROVAL STAMP:	J.P. CARRARA & SONS INC. Precast & Prestress Manufacturer 2464 CASE ST., MIDDLEBURY, VERMONT 05753 Phone: (802)388-6361 Fax: (802)388-9010	A.L. St. ONGE CONTRACTOR MONTMERY, VERMONT
STATE OF VERMONT AGENCY OF TRANSPORTATION COUNTY OF FRANKLIN		DATE: NOV. 10, 2014
TOWN OF FAIRFIELD ELM BROOK ROAD, TOWN HIGHWAY 47 (CLASS 3) BRIDGE NO.: 46 PROJECT NO.: BRO 1448(41)		SCALE: NOTED
PRECAST ABUTMENT DIMENSIONAL DETAILS		CHKD: B.C. DFTM: B.L. JOB NO: 23446-014 DWG. NO: AB3