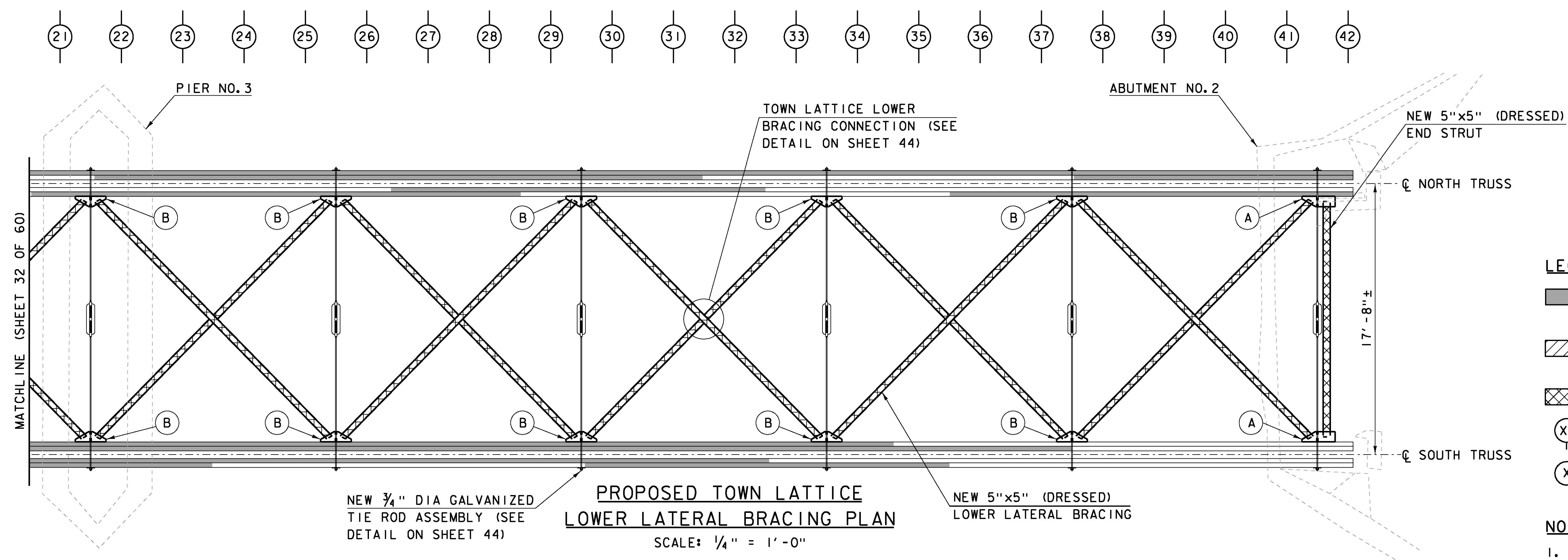

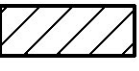





**EXISTING TOWN LATTICE
LOWER LATERAL BRACING PLAN**
SCALE: 1/4" = 1'-0"



**PROPOSED TOWN LATTICE
LOWER LATERAL BRACING PLAN**
SCALE: 1/4" = 1'-0"

LEGEND

-  PREDETERMINED MEMBER TO BE REPLACED
-  PREDETERMINED MEMBER TO BE REMOVED
-  INSTALL NEW MEMBER
-  TRUSS NODE LOCATION
-  INSTALL NEW BEARING BLOCK TYPE (SEE DETAIL ON SHEET 44)

NOTE

1. SEE SHEET 32 FOR NOTES THAT APPLY TO THIS SHEET.

PROJECT NAME:	TOWNSHEND
PROJECT NUMBER:	STP SCTT(I)
FILE NAME:	904225sup18.dgn
PROJECT LEADER:	M.D.SARGENT
DESIGNED BY:	J.C.RIPLEY
PLOT DATE:	8/13/2015
DRAWN BY:	T.A.GELINAS
CHECKED BY:	S.T.JAMES
L. LAT. BRACING PLAN & DETAILS (3 OF 3) SHEET 33 OF 60	

Hoyle, Tanner & Associates, Inc.

HTA PROJECT	MODEL
904225	904225sup18

8/13/2015 1:59:42 PM C:\Users\jcr\OneDrive\904225sup18.dgn