













TRAFFIC SIGN SUMMARY SHEET 3

DIRECTION	MILEMARKER, STATION, OR SIGN NUMBER	LOCATION	MANUAL ON UNIFORM TRAFFIC DEVICES OR STATE CODE	SIGN DIMENSIONS		SHEETING REMARKS	SIGN LEGEND	NEW SIGNS		EXISTING SIGNS				EXISTING POST		NO. OF NEW POSTS	SQUARE STEEL (in)			TUBULAR STEEL 0/(in)				SIGN FRAME REQUIRED	REMARKS SHSM = STANDARD HIGHWAY SIGN & MARKING BOOK	SIGN DETAIL			
				WIDTH	HEIGHT			"A"	"B"	RETAIN	SALVAGE FROM	SALVAGE TO	REMOVE	RETAIN	REMOVE		lb/ft			lb/ft						DETAIL IN SHSM	DETAIL ON SHEET NUMBER	STANDARD SHEET NUMBER	
																	1.75	2.00	2.50	3.00	3.50	4.00	5.00						
		F	M6-1R	21	15																			REMOVE EXISTING ASSEMBLY LOCATED ON THE NORTHEAST CORNER OF THE BRIDGE AREA. (700' WEST OF POLE # 3 / 31 / VTC / 17).					
WB	MM 0.015, LT.	F	D1-1a	72	12		 N. Windham 10	6.00								2.00		30										14	
		F	D1-1a	72	12		Chester 7 	6.00																				14	
		F	M3-1	24	12			2.00																				X	
		F	M1-5	30	24			5.00																				X	
		F	M6-3	21	15			2.19																				X	
		F	M3-1	24	12			2.00																				X	
		F	M1-5	24	24			4.00																				X	
		F	M6-1R	21	15			2.19																				X	
EB	MM 0.019 RT.	C	D1-1a	54	8		LONDONDERRY 14																						
		C	D1-1a	54	8		N. WINDHAM																						
		C	M3-4	24	12																								
		C	M1-5	24	24																								
		C	M6-1R	21	15																								
EB	MM 0.020, RT.	C	D1-1a	54	8		BELLOWS FALLS 12																						

FINAL POST LENGTHS ARE TO BE DETERMINED IN THE FIELD. POST SIZES ARE COMPUTED BASED ON INFORMATION FURNISHED ON THE STANDARD SHEETS AND THE VTRANS "SIGN POST DESIGN GUIDE".

EA EA EA EA EA EA
7 3
FT FT FT
30
LB LB LB LB

SF SF EA EA EA
29.38 7 3 2 FT 30 EA LB

PROJECT NAME: STATEWIDE SOUTHEAST REGION
PROJECT NUMBER: STP HRRR(14)

FILE NAME: I2k022wrk.dgn PLOT DATE: 23-JUL-2012
PROJECT LEADER: JLS DRAWN BY: TDS
DESIGNED BY: NLA CHECKED BY: NLA
GRAFTON TRAFFIC SIGN SUMMARY SHEET 3 SHEET 34 OF 65