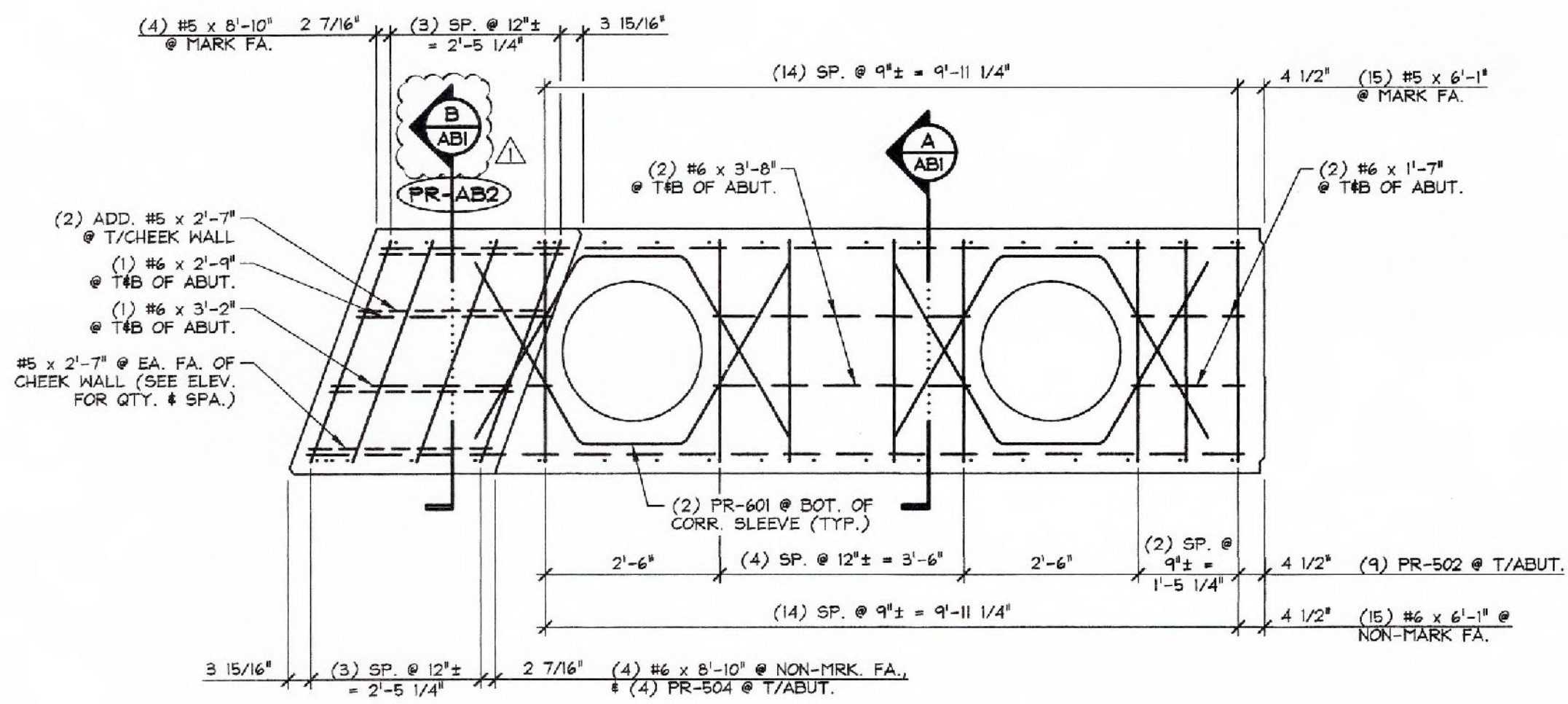
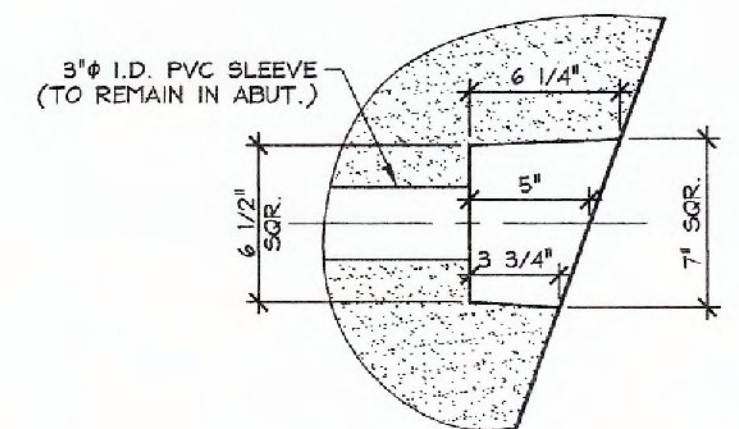


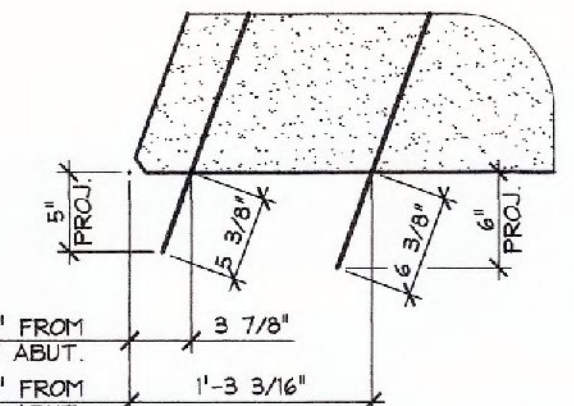
1 PRECAST ABUTMENT PLAN VIEW IN FORM  
AB4 1/2" = 1'-0"



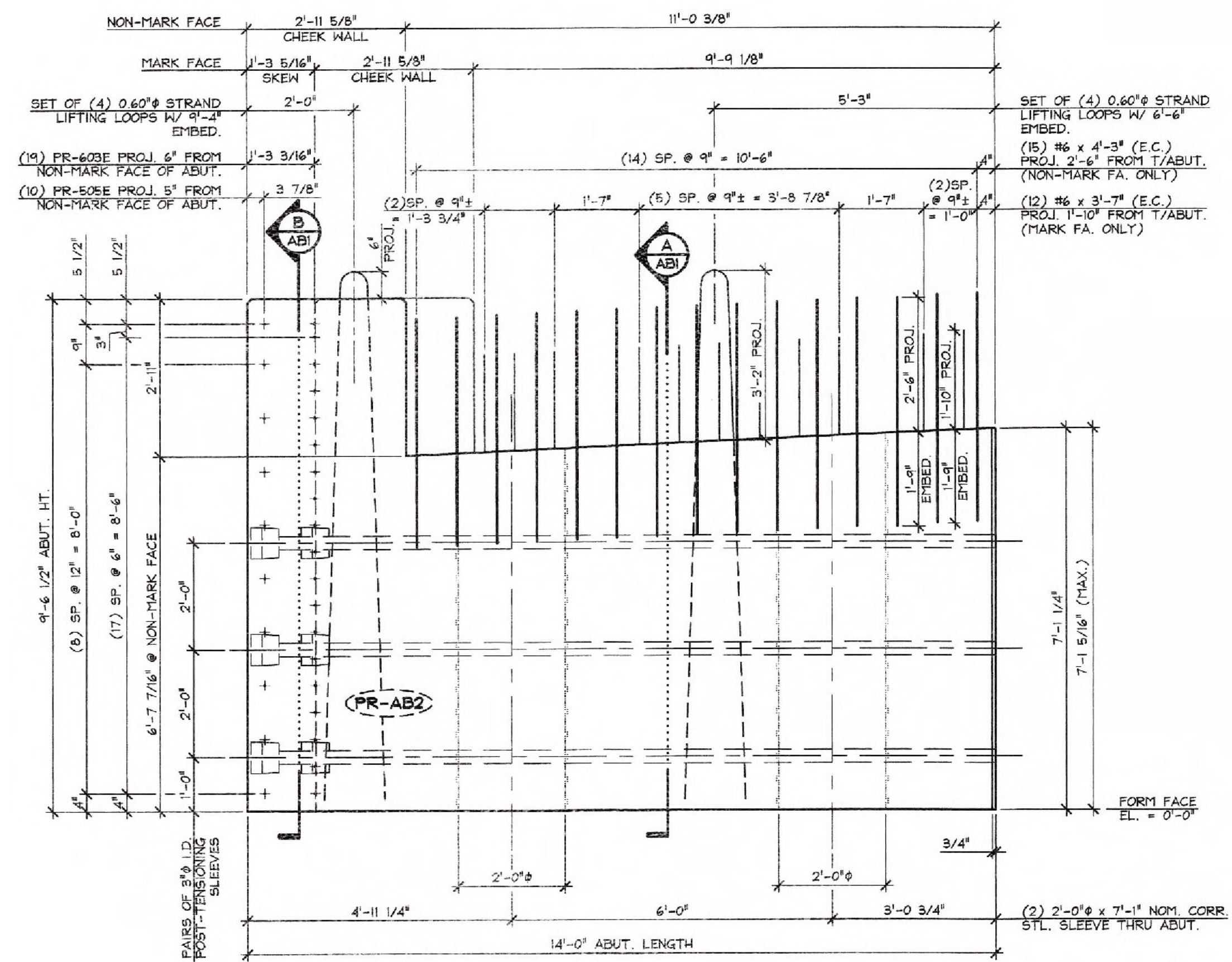
3 REINFORCING PLAN VIEW IN FORM  
AB4 1/2" = 1'-0"



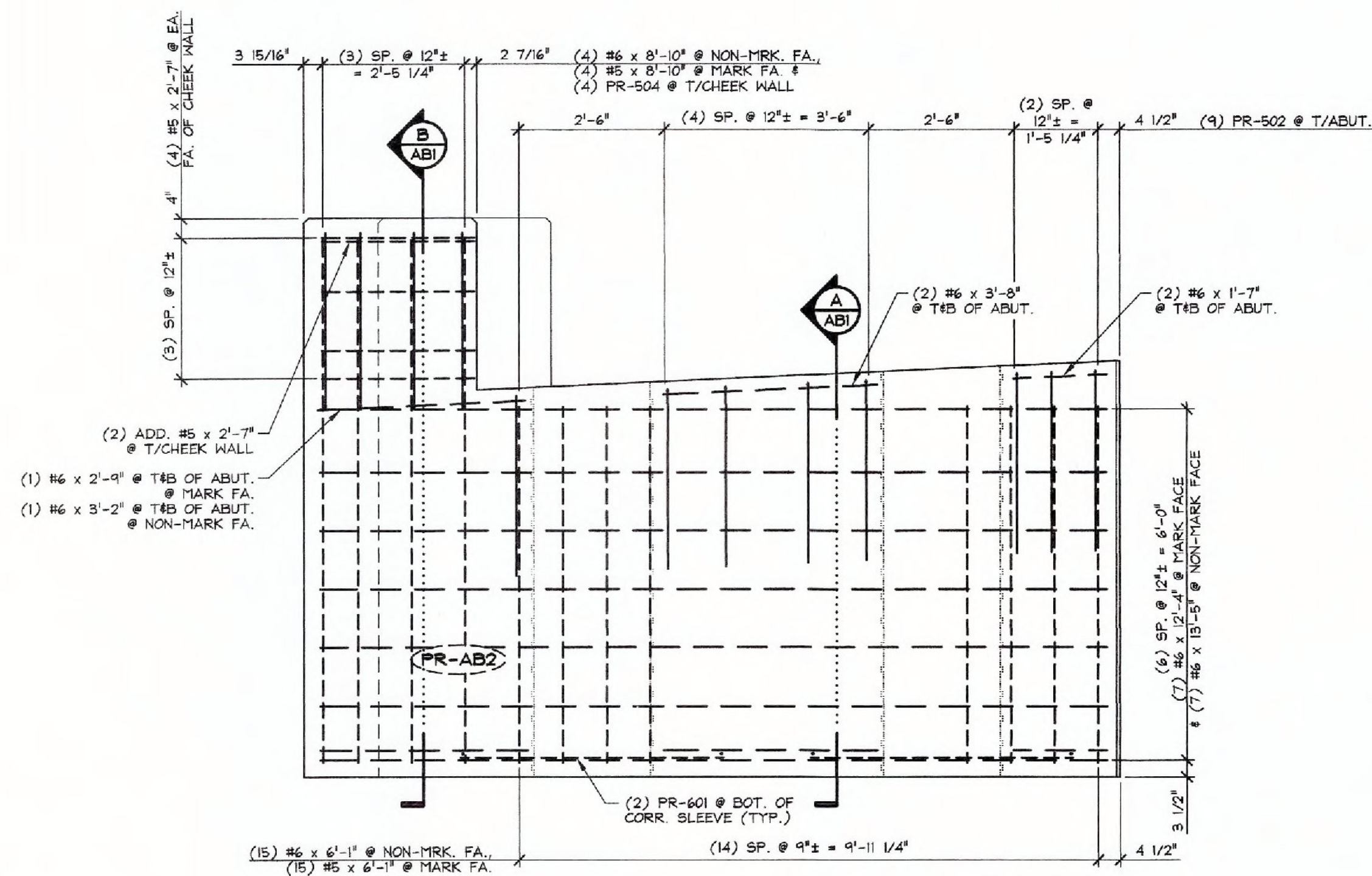
DETAIL - "A"  
1 1/2" = 1'-0"



DETAIL - "B"  
1" = 1'-0"



2 PRECAST ABUTMENT ELEVATION  
AB4 NON-MARK FACE 1/2" = 1'-0"



4 REINFORCING ELEVATION  
AB4 NON-MARK FACE 1/2" = 1'-0"

MARK: PR-AB2 QTY.: 1 WT.: 22.96 T VOL.: 11.34 cy			
MATERIAL LIST / ABUTMENT			
ITEM	MARK	DESCRIPTION	QTY.
1	PR-502	#5 BENT BAR	9
2	PR-504	#5 BENT BAR	4
3	PR-505E	#5 BENT BAR (EPOXY COATED)	10
4		#5 x 2'-7"	10
5		#5 x 6'-1"	15
6		#5 x 8'-10"	4
7			
8	PR-601	#6 BENT BAR	4
9	PR-603E	#6 BENT BAR (EPOXY COATED)	19
10		#6 x 4'-3" (EPOXY COATED)	15
11		#6 x 3'-7" (EPOXY COATED)	12
12		#6 x 6'-1"	15
13		#6 x 12'-4"	7
14		#6 x 13'-5"	7
15		#6 x 1'-7"	4
16		#6 x 3'-8"	4
17		#6 x 2'-9"	2
18		#6 x 3'-2"	2
19		#6 x 8'-10"	4
20			
21		P.V.C. WATERSTOP (SUPPLIED BY OTHERS)	11 LF
22		2'-0" x 7'-1" (NOM.) CORRUGATED STEEL SLEEVE	2
23		SET OF (4) 0.60" STRAND LIFTING LOOPS	2
24			
25			

**SHOP DRAWING REVIEW**

REVIEWED AS REQUIRED BY THE CONSTRUCTION CONTRACT DOCUMENTS AND APPROVED, BUT ONLY FOR CONFORMANCE TO THE DESIGN CONCEPT OF THE WORK AND SUBJECT TO FURTHER LIMITATIONS AND REQUIREMENTS CONTAINED IN THE CONSTRUCTION CONTRACT DOCUMENTS.

REQUESTED  REVISE AND RESUBMIT  APPROVED AS NOTED

CORRECTIONS OR COMMENTS MADE ON THE SHOP DRAWINGS (CHECKED) THIS REVIEW DID NOT RELIEVE CONTRACTOR FROM COMPLIANCE WITH REQUIREMENTS OF THE DRAWINGS AND SPECIFICATIONS. THIS CHECK IS ONLY FOR REVIEW OF GENERAL CONFORMANCE WITH THE DESIGN CONCEPT OF THE PROJECT AND GENERAL COORDINATION WITH THE INFORMATION GIVEN IN THE CONTRACT DOCUMENTS. THE CONTRACTOR IS RESPONSIBLE FOR CORRECTING AND CORRELATING ALL QUANTITIES AND DIMENSIONS, SELECTING FABRICATION PROCESSES AND TECHNIQUES OF CONSTRUCTION, COORDINATING THEIR WORK WITH THAT OF ALL OTHER TRADES, AND PERFORMING THEIR WORK IN A SAFE AND SATISFACTORY MANNER.

CDI  
12-2175  
2/20/15

**4 REINFORCING ELEVATION AB4 NON-MARK FACE** 1/2" = 1'-0"

Vermont Agency of Transportation

**RECEIVED**

ON: February 19, 2015  
and Checked for  
**CONFORMANCE**

BY: T. A. Sumner DATE: 02/25/15

2-12-15 REVISED PER VT AOT COMMENTS

APPROVAL STAMP:

<b>J.P. CARRARA &amp; SONS INC.</b> Precast & Prestress Manufacturer 244 OASE STR., MIDDLEBURY, VERMONT 05753 Phone: (802)388-8381 Fax: (802)388-9010		<b>J.P. SICARD, INC.</b> CONTRACTOR BARTON, VERMONT	
STATE OF VERMONT AGENCY OF TRANSPORTATION COUNTY OF ORANGE		DATE: NOV. 18, 2014	SCALE: NOTED
TOWN OF RANDOLPH TOWN HIGHWAY 65 (PALMER ROAD) CLASS B LOCAL ROAD BRIDGE NO.: 35 PROJECT NO.: BRO 1444(57)		CHKD: B.C. DFTM: B.L.	JOB NO: 23449-014
PRECAST ABUTMENT DETAILS		DWG. NO: AB4	