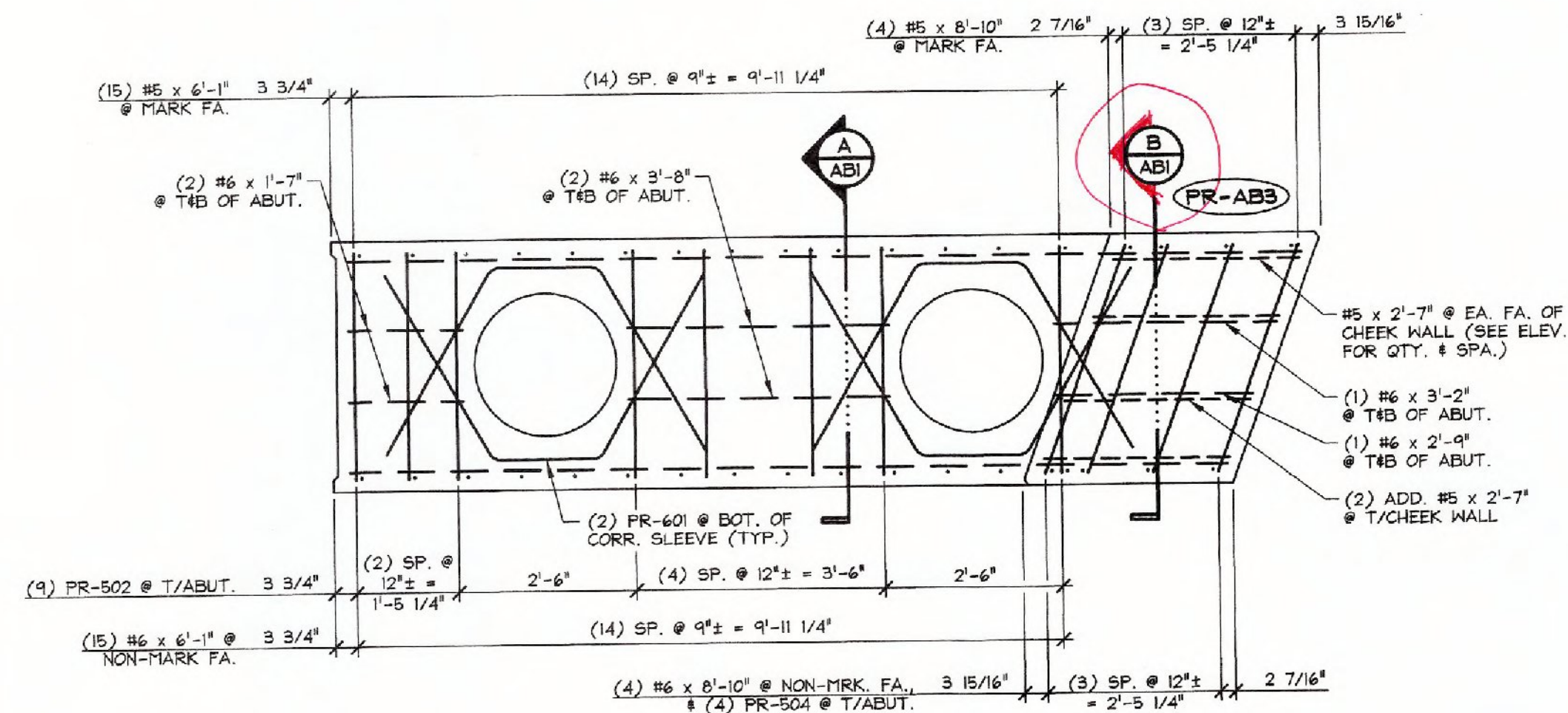
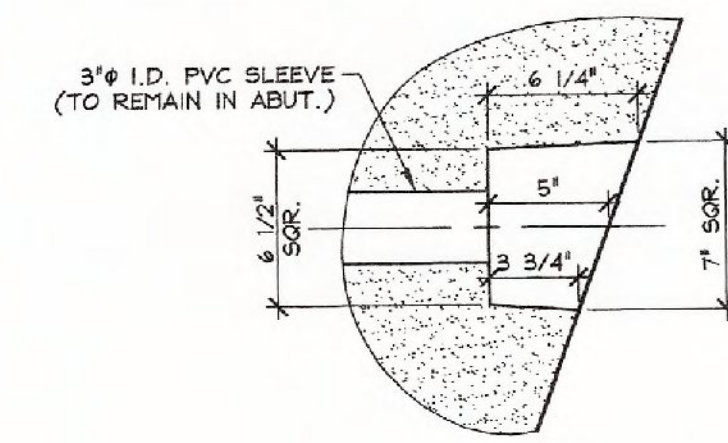


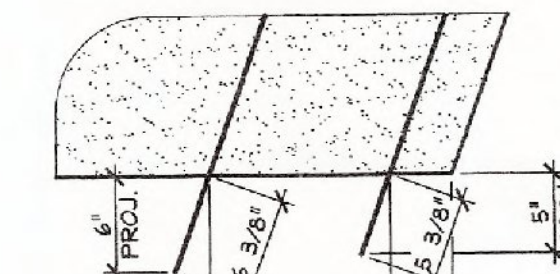
1 PRECAST ABUTMENT PLAN VIEW IN FORM  
AB3 1/2" = 1'-0"



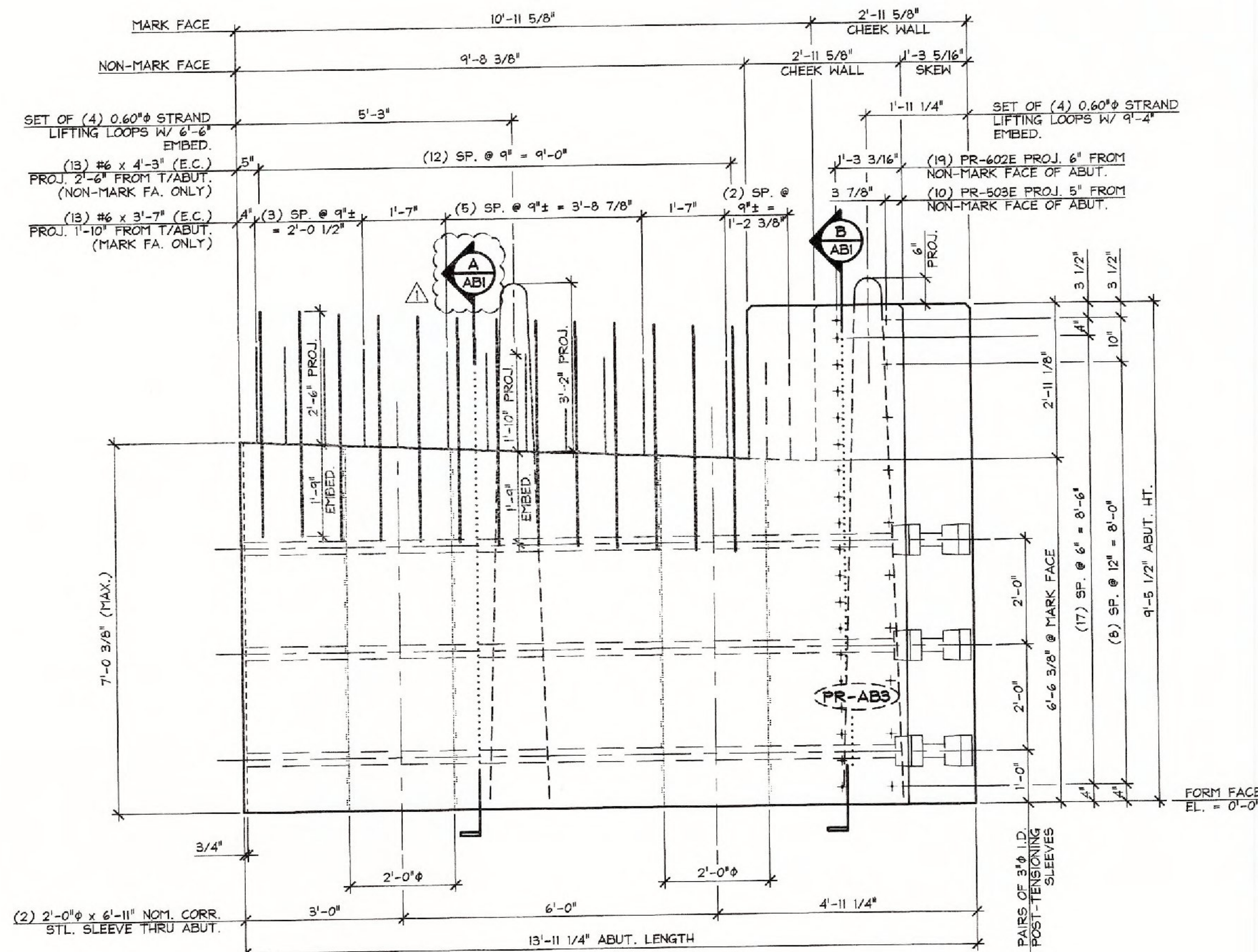
3 REINFORCING PLAN VIEW IN FORM  
AB3 1/2" = 1'-0"



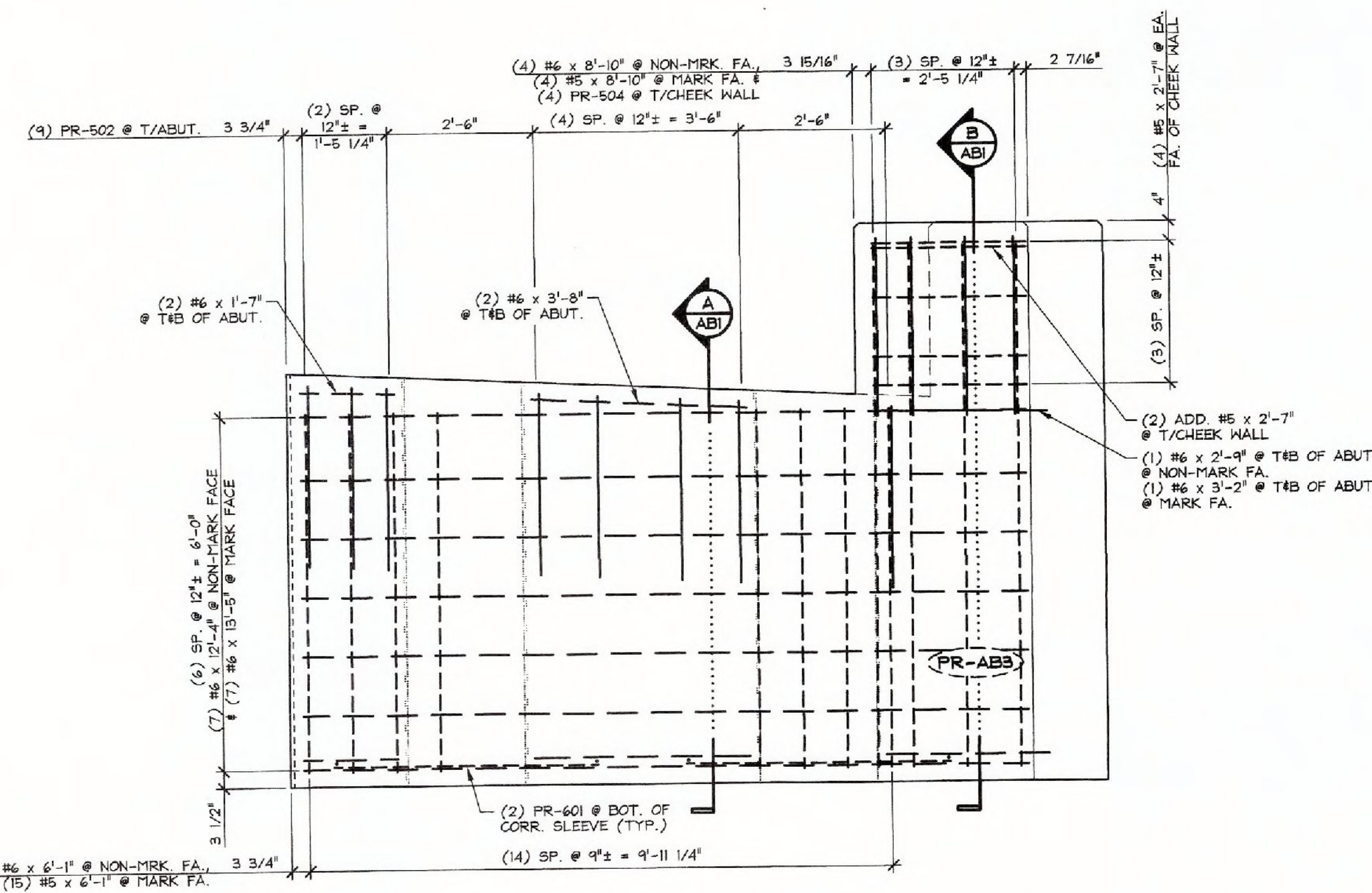
DETAIL - "A"  
1 1/2" = 1'-0"



DETAIL - "B"  
1" = 1'-0"



2 PRECAST ABUTMENT ELEVATION  
AB3 NON-MARK FACE 1/2" = 1'-0"



4 REINFORCING ELEVATION  
AB3 NON-MARK FACE 1/2" = 1'-0"

MARK: PR-AB3 QTY.: 1 WT.: 22.57 T VOL.: 11.14 cy			
MATERIAL LIST / ABUTMENT			
ITEM	MARK	DESCRIPTION	QTY.
1	PR-502	#5 BENT BAR	9
2	PR-503E	#5 BENT BAR (EPOXY COATED)	10
3	PR-504	#5 BENT BAR	4
4		#5 x 2'-7"	10
5		#5 x 6'-1"	15
6		#5 x 8'-10"	4
7			
8	PR-601	#6 BENT BAR	4
9	PR-602E	#6 BENT BAR (EPOXY COATED)	19
10		#6 x 4'-3" (EPOXY COATED)	13
11		#6 x 3'-7" (EPOXY COATED)	13
12		#6 x 6'-1"	15
13		#6 x 12'-4"	7
14		#6 x 13'-5"	7
15		#6 x 1'-7"	4
16		#6 x 3'-8"	4
17		#6 x 2'-9"	2
18		#6 x 3'-2"	2
19		#6 x 8'-10"	4
20			
21		P.V.C. WATERSTOP (SUPPLIED BY OTHERS)	9.67 LF
22		2'-0" x 6'-11" (NOM.) CORRUGATED STEEL SLEEVE	2
23		SET OF (4) 0.60" STRAND LIFTING LOOPS	2
24			
25			

**SHOP DRAWING REVIEW**

REVIEWED AS REQUIRED BY THE CONSTRUCTION CONTRACT DOCUMENTS AND APPROVED, BUT ONLY FOR CONFORMANCE TO THE DESIGN CONCEPT OF THE WORK AND SUBJECT TO FURTHER LIMITATIONS AND REQUIREMENTS CONTAINED IN THE CONSTRUCTION CONTRACT DOCUMENTS.

REJECTED  REVISE AND RESUBMIT  APPROVED AS NOTED

CORRECTIONS OR COMMENTS MADE ON THE SHOP DRAWINGS DURING THIS REVIEW DID NOT REQUIRE CONTRACTOR FROM COMPLIANCE WITH REQUIREMENTS OF THE DRAWINGS AND SPECIFICATIONS. THIS CHECK IS ONLY FOR REVIEW OF GENERAL CONFORMANCE WITH THE DESIGN CONCEPT OF THE PROJECT AND GENERAL COMPLIANCE WITH THE INFORMATION GIVEN IN THE CONTRACT DOCUMENTS. THE CONTRACTOR IS RESPONSIBLE FOR CORRECTING AND CORRELATING ALL QUANTITIES AND DIMENSIONS, SELECTING FABRICATION PROCESSES AND TECHNIQUES OF CONSTRUCTION, COORDINATING THEIR WORK WITH THAT OF ALL OTHER TRADES, AND PERFORMING THEIR WORK IN A SAFE AND SATISFACTORY MANNER.

Reviewed By: **NDG**  
Date: **2/20/15**

**RECEIVED**  
ON: February 19, 2015  
and Checked for  
**CONFORMANCE**  
BY: T. A. Sumner DATE: 02/25/15

APPROVAL STAMP:

**J.P. CARRARA & SONS INC.**  
Precast & Prestress Manufacturer  
2464 CASE STR., MIDDLEBURY, VERMONT 05753 Phone: (802)388-5391 Fax: (802)388-9010

**J.P. SICARD, INC.**  
CONTRACTOR  
BARTON, VERMONT

STATE OF VERMONT AGENCY OF TRANSPORTATION  
COUNTY OF ORANGE

TOWN OF RANDOLPH  
65 (PALMER ROAD) CLASS 3 LOCAL ROAD  
BRIDGE NO.: 35 PROJECT NO.: BRO 1444(57)

DATE: NOV. 18, 2014  
SCALE: NOTED  
CHKD: B.C. DFTM: B.L.  
JOB NO: 23449-014  
DWG. NO: **AB3**

PRECAST ABUTMENT DETAILS