

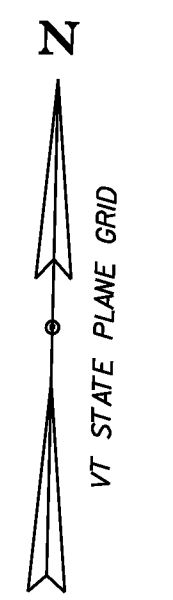
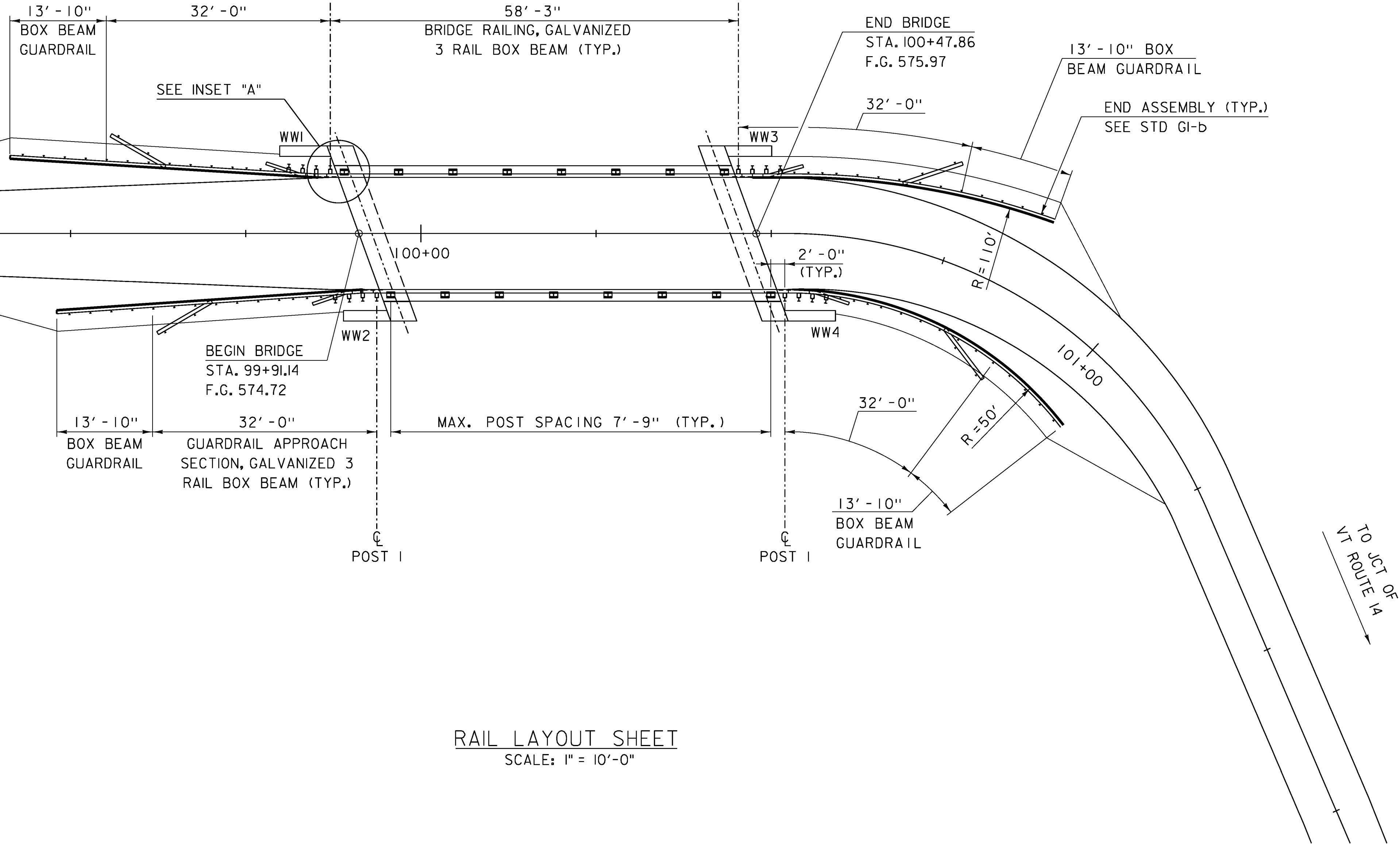
INSET "A"  
NOT TO SCALE

NO OUTLET

99+00

100+00


101+00



RAIL LAYOUT SHEET  
SCALE: 1" = 10'-0"

NOTES:

- SEE STANDARDS G-1b, S-364A, S-364B, S364C AND S-364D FOR FURTHER DETAILS.



PROJECT NAME: RANDOLPH	PLOT DATE: 8/12/2014
PROJECT NUMBER: BRO 1444(57)	DRAWN BY: M. SMITH
FILE NAME: z11j078rail.dgn	CHECKED BY: J. BYATT
PROJECT LEADER: J. BYATT	SHEET 28 OF 39
DESIGNED BY: N. CARON	
RAIL LAYOUT SHEET	

CLD 12-0175 MODEL: 01