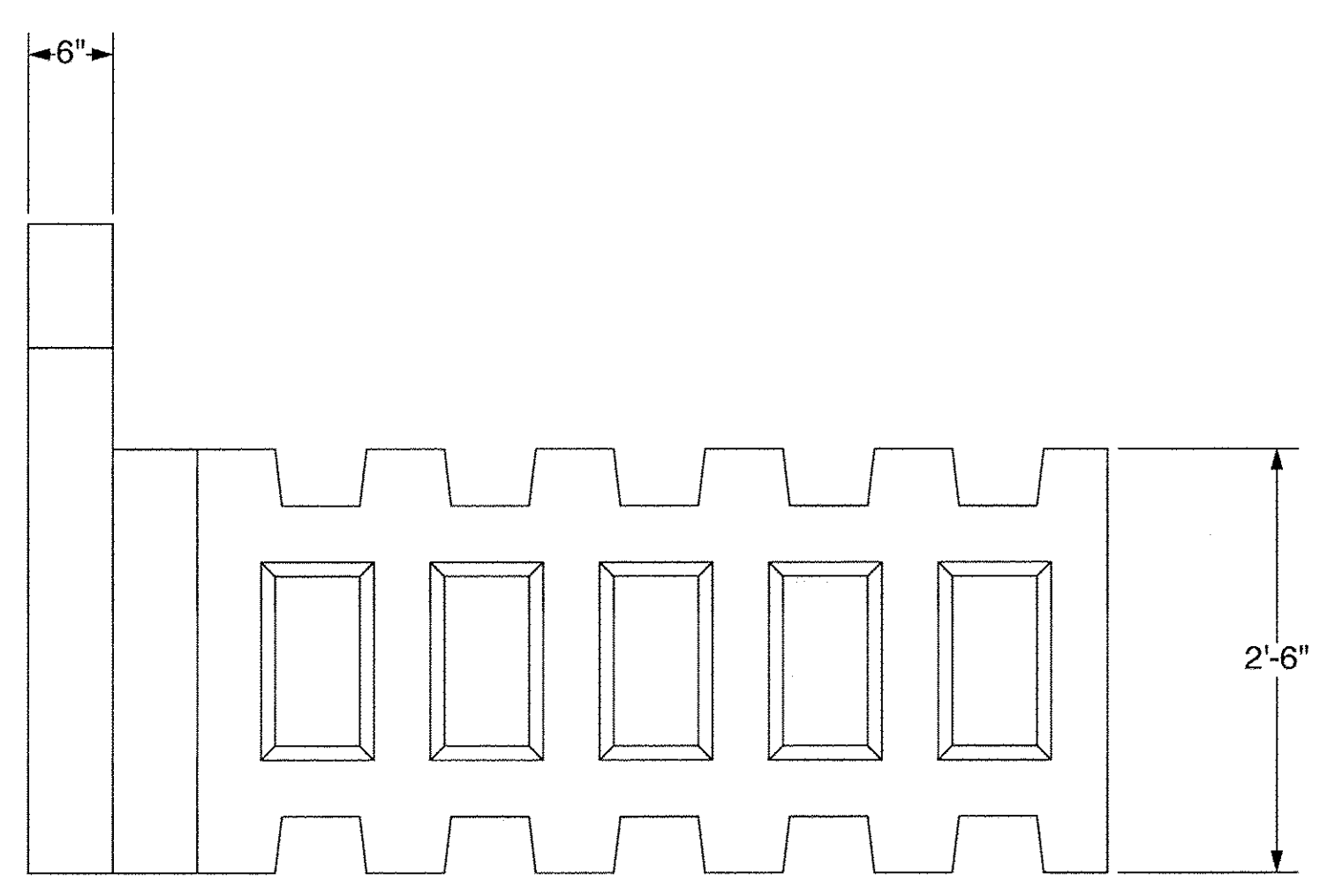
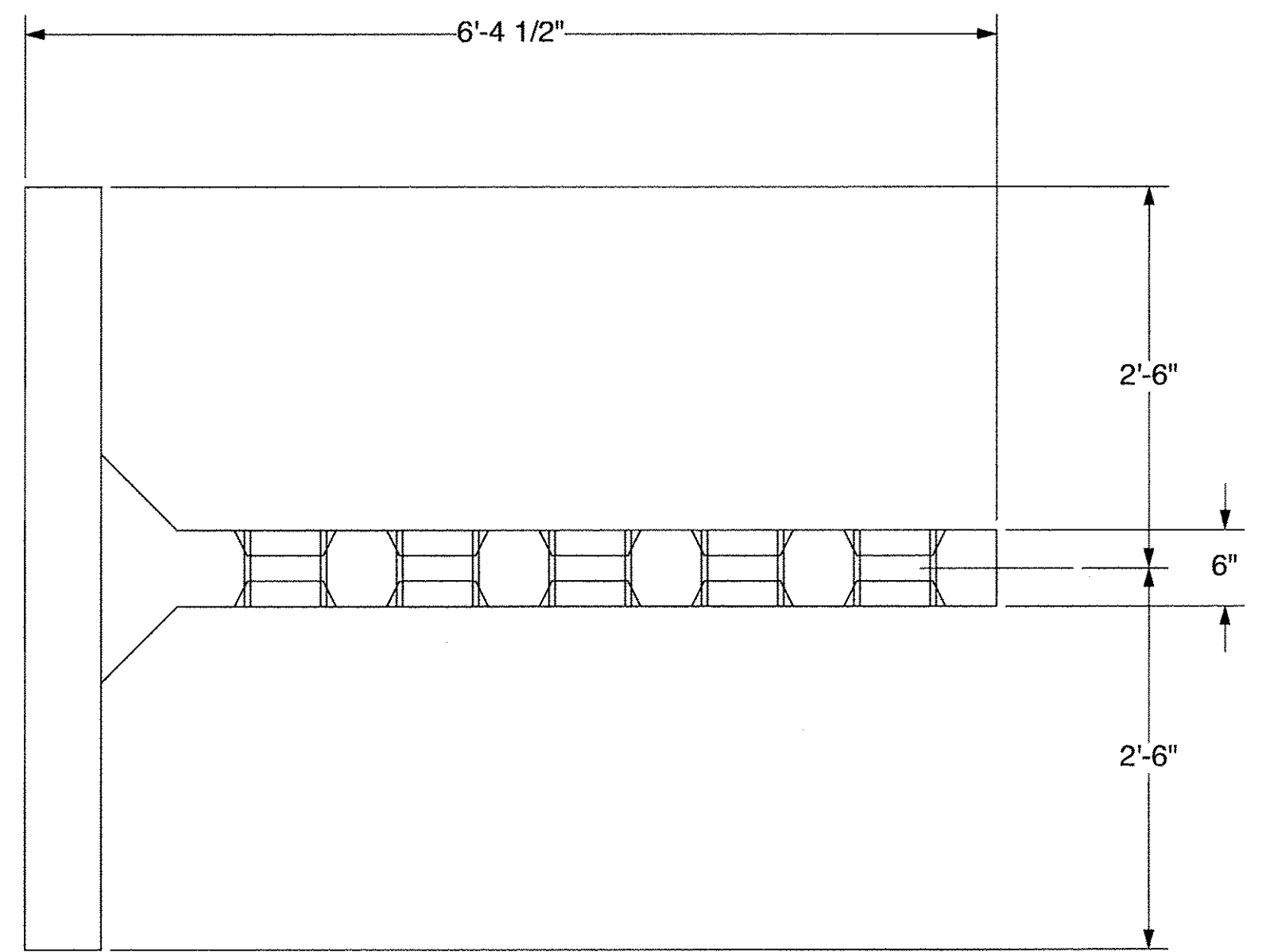


SP17 - FRONT VIEW



SP17 - SIDE VIEW




SP17 - PLAN VIEW

Approved Approved As Noted
 Rejected

This review is only for general conformance with the design concept and the information given in the Construction Documents. Corrections or comments made on the shop drawings during the review do not relieve the Contractor from compliance with the requirements of the Plans and Specifications. Review of a specific item shall not include review of an assembly of which an item is a component. The Contractor is responsible for dimensions to be confirmed and corrected at the job site; information that pertains solely to the fabrication process or to the means, methods, techniques, sequences and procedures of construction; coordination of the Work with that of other trades and performing all Work in a safe and satisfactory manner.



Date 8/8/2014
 By T. Traver



The design contained on these drawings is based upon information provided by the owner. On the basis of this information, The Neel Company has designed, and is responsible for, the internal stability of the structure only. External stability, including foundation and slope stability, is the responsibility of the owner.

This drawing contains information proprietary to The Neel Company. T-WALL® is a registered trademark owned by The Neel Company. ©2012 The Neel Company

PRECASTER: CONCRETE SYSTEMS, INC.
 HUDSON, NH
PROJECT #: T21882

CONTRACTOR:
PROJECT #:

DESIGNER

THE NEEL COMPANY
 8328-D TRAFORD LANE
 SPRINGFIELD, VIRGINIA 22152
 PH: (703) 913-7858
 FX: (703) 913-7859
 WEB: WWW.NEELCO.COM

PROJECT #: TW4301

CERTIFIED WITH RESPECT
 TO INTERNAL STABILITY OF
 T-WALL® STRUCTURES ONLY

REVISIONS	

FABRICATION DRAWING
8-6-14

RIGIDIFIED TUBE FRP ARCH (RTFA) PROJECT

FAIRFIELD, VT

FABRICATION DRAWING
 SPECIAL UNIT SP17

T-WALL® RETAINING WALL SYSTEM

SCALE:	1" = 1'-0"
DATE:	8-6-14
DESIGNED BY:	KD
DRAWN BY:	ABC
CHECKED BY:	KD
SHEET:	TW-FB18