







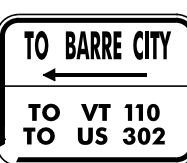




TRAFFIC SIGN SUMMARY SHEET 2 - BARRE TOWN 5

(GRANITEVILLE RD)

DIRECTION	MILEMARKER, STATION, OR SIGN NUMBER	LOCATION	MANUAL ON UNIFORM TRAFFIC DEVICES OR STATE CODE	SIGN DIMENSIONS		SHEETING REMARKS	SIGN LEGEND	NEW SIGNS		EXISTING SIGNS				EXISTING POST		NO. OF NEW POSTS	SQUARE STEEL (in)			TUBULAR STEEL (in)				SIGN FRAME REQUIRED	REMARKS	SIGN DETAIL		
				WIDTH	HEIGHT			"A"	"B"	RETAIN	SALVAGE FROM	SALVAGE TO	REMOVE	RETAIN	REMOVE		FOUNDATION									DETAIL IN SHS	DETAIL ON SHEET NUMBER	STANDARD SHEET NUMBER
																	1.75	2.00	2.50	3.00	3.50	4.00	5.00					
SB	MM 0.636, LT	F	SI-1	36	36	F-Y-G		9.00					X	X	2		X							INSTALL NEW SIGN ON 2-POSTS 10 FT NORTH OF POLE# 29/82/79239	X			
		F	W16-9P	24	12	F-Y-G		2.00																INSTALL NEW SIGN BENEATH SCHOOL SYMBOL WARNING SIGN ON THE SAME POSTS	X			
NB	MM 0.732, RT	D	RI-1	30	30			6.25							1		X							INSTALL NEW SIGN AND POST FOR VIOLETTE ST, NEXT TO THE STREET NAME SIGN	X			
NB	MM 0.757, RT	A	R2-1	24	30			5.00							1		X							INSTALL NEW SIGN AND POST ACROSS FROM POLE# 24/79214	X			
SB	MM 0.965, LT	F	R2-1	24	30			5.00							1		X							INSTALL NEW SIGN AND POST 10 FT NORTH OF POLE# 79193/15/67	X			
SB	MM 1.146, LT	F	TOWN SIGN	48	24					X				X										RETAIN SIGN AND POST (10 FT NORTH OF AND OPPOSITE POLE # 8-2/59/79183)				
NB	MM 1.159, RT	D	RI-1	30	30			6.25				X	X	X	1		X								REMOVE SIGN AND POST AND INSTALL NEW SIGN AND POST AT SAME LOCATION (LITTLE JOHN RD)	X		
NB	MM 1.159, RT	D	RI-1	30	30			6.25				X	X	X	1		X								REMOVE SIGN AND POST AND INSTALL NEW SIGN AND POST AT SAME LOCATION (GREGOIRE ST)	X		
		C	TOWN SIGN	36	24						X	X	X		1		X								SALVAGE SIGN THAT IS CURRENTLY INSTALLED ON THE BACKSIDE OF THE STOP SIGN AND INSTALL ON A NEW POST NEXT TO THE STOP SIGN ASSEMBLY, BUT NOT BLOCKING THE STOP SIGN (GREGOIRE ST)			
SB	MM 1.178, LT	F	R2-1	24	30								X	X	1		X								REMOVE SIGN AND POST			
		F	TOWN SIGN	24	30								X												REMOVE SIGN			

FINAL POST LENGTHS ARE TO BE DETERMINED IN THE FIELD. POST SIZES ARE COMPUTED BASED ON INFORMATION FURNISHED ON THE STANDARD SHEETS AND THE VTRANS "SIGN POST DESIGN GUIDELINE".

SHEET SUBTOTALS

SF
39.75

SF

EA
9

EA
5

EA
9

FT
135

EA

LB

PROJECT NAME: STATEWIDE NORTHEAST REGION
PROJECT NUMBER: STP HRRR(4)

FILE NAME: 10k016_wrk.dgn
PROJECT LEADER: JLS
DESIGNED BY: NLA
BARRE TOWN (5) TSS SHEET 2

PLOT DATE: 13-SEP-2012 15:48
DRAWN BY: ITS
CHECKED BY: JLS
SHEET 37 OF 64