















TRAFFIC SIGN SUMMARY SHEET 1 - BARRE TOWN 3 (BRIDGE ST)

| DIRECTION | MILEMARKER, STATION, OR SIGN NUMBER | LOCATION | MANUAL ON UNIFORM TRAFFIC DEVICES OR STATE CODE | SIGN DIMENSIONS | | SHEETING REMARKS | SIGN LEGEND | NEW SIGNS | | EXISTING SIGNS | | | | EXISTING POST | | NO. OF NEW POSTS | SQUARE STEEL (in) | | | TUBULAR STEEL (in) | | | | SIGN FRAME REQUIRED | REMARKS SHS = STANDARD HIGHWAY SIGN BOOK | SIGN DETAIL | | |
|-----------|-------------------------------------|----------|---|-----------------|--------|------------------|--|-----------|-----|----------------|--------------|------------|--------|---------------|--------|------------------|-------------------|------|------|--------------------|------|------|------|---|---|---------------|------------------------|-----------------------|
| | | | | WIDTH | HEIGHT | | | "A" | "B" | RETAIN | SALVAGE FROM | SALVAGE TO | REMOVE | RETAIN | REMOVE | | FOUNDATION | | | lb/ft | | | | | | DETAIL IN SHS | DETAIL ON SHEET NUMBER | STANDARD SHEET NUMBER |
| | | | | | | | | | | | | | | | | | 1.75 | 2.00 | 2.50 | 3.00 | 3.50 | 4.00 | 5.00 | | | | | |
| EB | MM 0.004, RT | A | RI-1 | 30 | 30 | |  | | | X | | | | X | | | | | | | | | | RETAIN STOP SIGN AND POST (INTERSECTION WITH VT14) | | | | |
| | | A/B | D3-1 | 24 | 6 | |  | | | X | | | | | | | | | | | | | | RETAIN SIGN ABOVE THE STOP SIGN (INTERSECTION WITH VT 14) | | | | |
| WB | MM 0.015, LT | F | VR-017 | 24 | 30 | |  | | | X | | | | X | | | | | | | | | | RETAIN ALL SIGNS AND POST (79 FT NORTH OF VT 14) | | | | |
| | | F | R2-1 | 24 | 30 | |  | | | X | | | | | | | | | | | | | | RETAIN SIGN | | | | |
| | | F | TOWN SIGN | 24 | 30 | |  | | | X | | | | | | | | | | | | | | RETAIN SIGN | | | | |
| WB | MM 0.025, LT | G | VR-020 | 24 | 30 | |  | 5.00 | | | | | | I | | X | | | | | | | | INSTALL NEW SIGN AND POST DIRECTLY ACROSS ROAD FROM THE POST OFFICE | | 10 | | |
| WB | MM 0.084, LT | F | W11-1 | 30 | 30 | |  | 6.25 | | | | | X | X | I | | X | | | | | | | INSTALL NEW SIGN AND POST 47 FT SOUTH OF POLE# 4/75915/65K/9-2/4 | X | | | |
| | | F | W16-1P | 18 | 24 | |  | 3.00 | | | | | | | | | | | | | | | | INSTALL NEW SIGN BENEATH BICYCLE SYMBOL WARNING SIGN AT THE CORRECT SIGN HEIGHT | X | | | |
| WB | MM 0.133, LT | F | D11-1 | 24 | 18 | |  | | | | | | X | X | | | | | | | | | | REMOVE SIGN AND POST | X | | | |
| | | F | D11-1C | 24 | 18 | |  | 3.00 | | | | | | I | | X | | | | | | | | INSTALL NEW SIGN AND POST 21FT EAST OF AND ACROSS FROM POLE# 5/9-2/5 | X | | | |
| | | F | M6-1 | 12 | 6 | |  | 0.50 | | | | | X | | | | | | | | | | | INSTALL NEW SIGN BENEATH BIKE SYMBOL TO SCHOOL SIGN ON THE SAME POST AT THE CORRECT SIGN HEIGHT | X | | | |
| EB | MM 0.139, RT | A | D11-1 | 24 | 18 | |  | | | | | | X | X | | | | | | | | | | REMOVE SIGN AND POST | | | | |
| | | A | D11-1C | 24 | 18 | |  | 3.00 | | | | | | I | | X | | | | | | | | INSTALL NEW SIGN AND POST 11FT WEST OF POLE# 5/9-2/5 | X | | | |
| | | A | M6-1 | 12 | 6 | |  | 0.50 | | | | | X | | | | | | | | | | | INSTALL NEW SIGN BENEATH BIKE SYMBOL TO SCHOOL SIGN ON THE SAME POST AT THE CORRECT SIGN HEIGHT | X | | | |

FINAL POST LENGTHS ARE TO BE DETERMINED IN THE FIELD. POST SIZES ARE COMPUTED BASED ON INFORMATION FURNISHED ON THE STANDARD SHEETS AND THE VTRANS "SIGN POST DESIGN GUIDELINE".

SHEET SUBTOTALS

| | | | | | | | | | | | | | | | | | | | |
|--|--|--|--|-------|----|----|----|----|----|----|----|----|----|----|----|----|----|----|----|
| | | | | EA | EA | EA | EA | EA | EA | EA | | FT | FT | FT | | LB | LB | LB | LB |
| | | | | 5 | | | 5 | 2 | 3 | | | 60 | | | | | | | |
| | | | | SF | SF | | EA | EA | EA | | FT | | | | EA | | | LB | |
| | | | | 21.25 | | | 10 | 5 | 4 | | 60 | | | | | | | | |

PROJECT NAME: STATEWIDE NORTHEAST REGION
PROJECT NUMBER: STP HRRR(4)

FILE NAME: 10k016_wrk.dgn
PROJECT LEADER: JLS
DESIGNED BY: NLA
BARRE TOWN (3) TSS SHEET 1

PLOT DATE: 13-SEP-2012 15:47
DRAWN BY: ITS
CHECKED BY: JLS
SHEET 23 OF 64