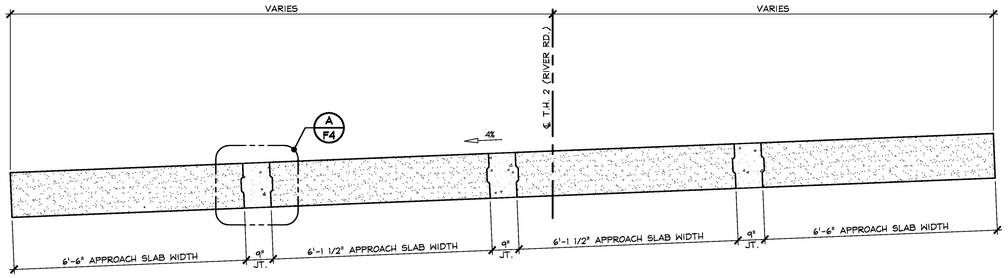

1/F4 APPROACH SLAB TRANSVERSE SECTION

1/2" = 1'-0"

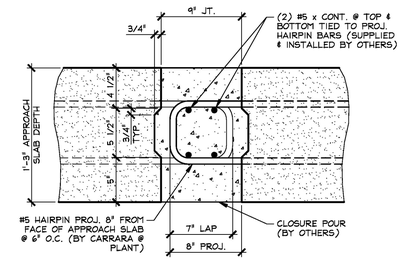

A/F4 SHEAR KEY SECTION @ APPROACH SLABS

1 1/2" = 1'-0"

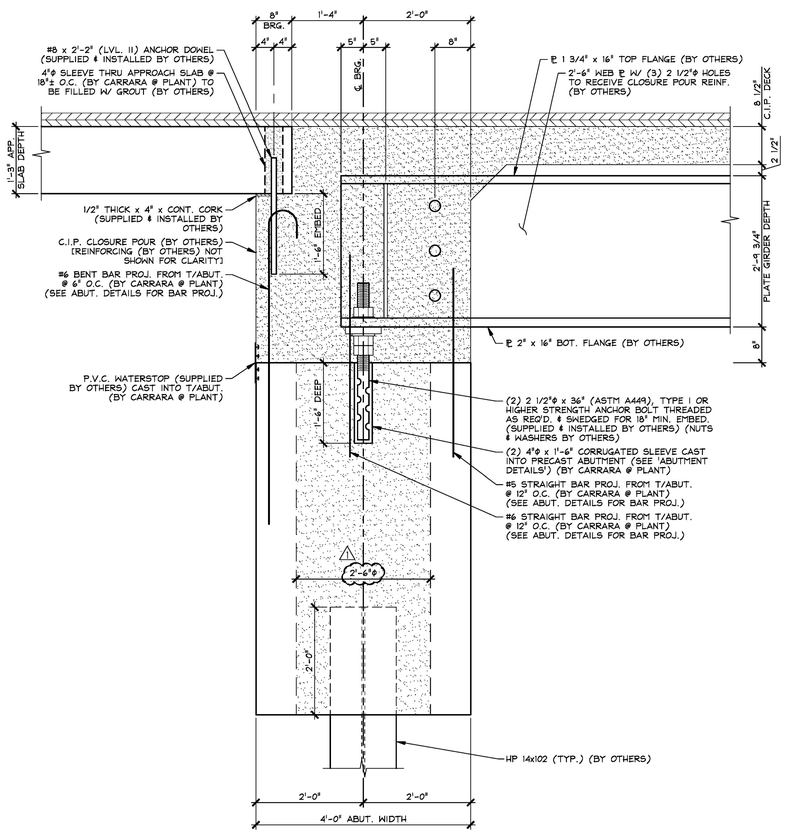

B/F4 BEARING SECTION

3/4" = 1'-0"

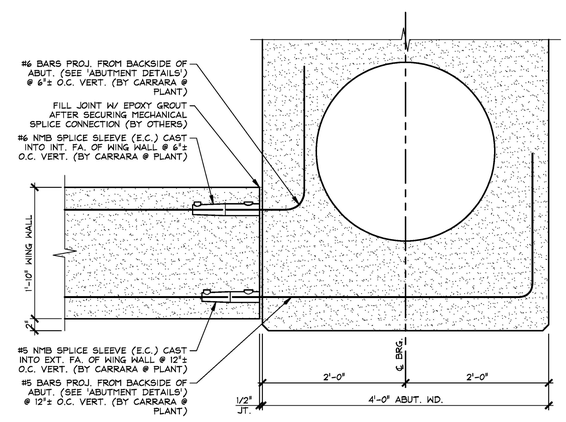

C/F4 WING WALL CONNECTION DETAIL

1" = 1'-0"

GENERAL NOTE:

ALL SPLICE SLEEVES TO BE GROUTED W/ NMB SS MORTAR PER MANUFACTURERS INSTRUCTION, (BY OTHERS)

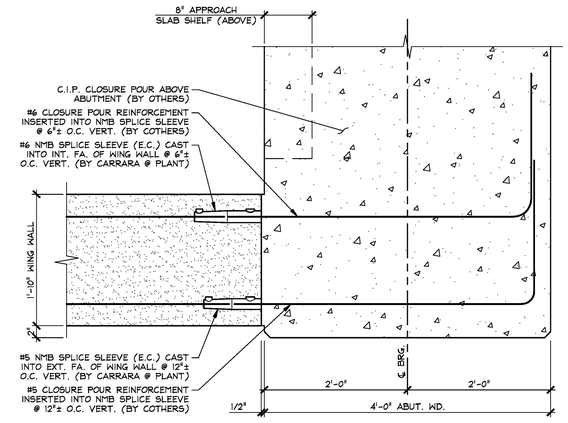

D/F4 WING WALL CONNECTION DETAIL

1" = 1'-0"

GENERAL NOTE:

ALL SPLICE SLEEVES TO BE GROUTED W/ NMB SS MORTAR PER MANUFACTURERS INSTRUCTION, (BY OTHERS)

△1 12-2-15 REVISED PER GENERAL CONTRACTOR'S ENGINEER REVIEW

APPROVAL STAMP:	J.P. CARRARA & SONS INC. Precast & Prestress Manufacturer 2464 CASE STR., MIDDLEBURY, VERMONT 05753 Phone:(802)388-6361 Fax:(802)388-9010	CCS CONSTRUCTORS, INC. CONTRACTOR MORRISVILLE, VERMONT
	STATE OF VERMONT AGENCY OF TRANSPORTATION COUNTY OF ADDISON	DATE: OCT. 15, 2015 SCALE: NOTED
	TOWN OF NEW HAVEN T.H. 2 (RIVER ROAD) (CLASS 2 - MAJOR COLLECTOR) BRIDGE NO.: 10 PROJECT NO.: BRF 0183 (1)	CHKD: A.S. DFTM: B.L. JOB NO: 23475-015
	APPROACH SLAB TRANSVERSE SECTION ABUTMENT & WING WALL DETAILS	DWG. NO: F4

F:\VT-Bridges\23475-15 River Road\23475-F4.dwg, 12/2/2016 6:52:09 PM