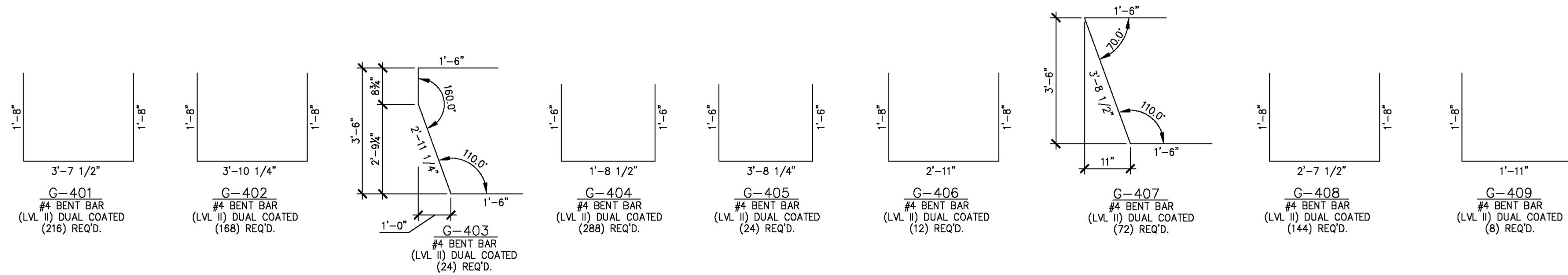
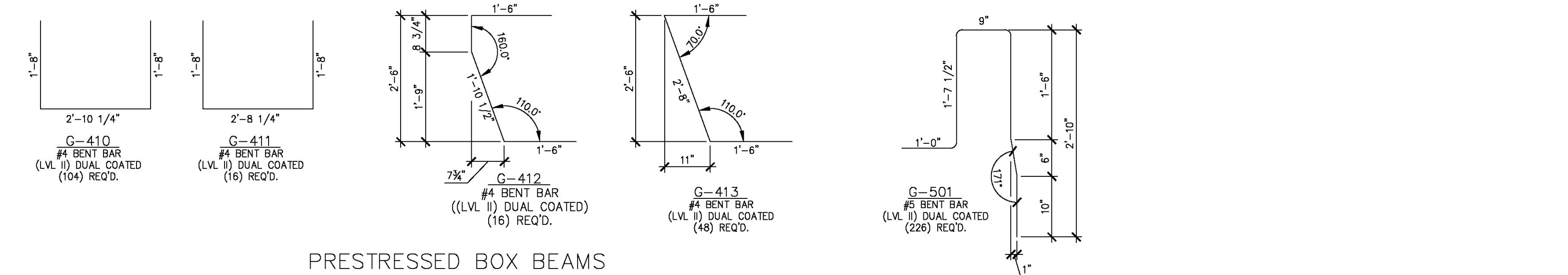


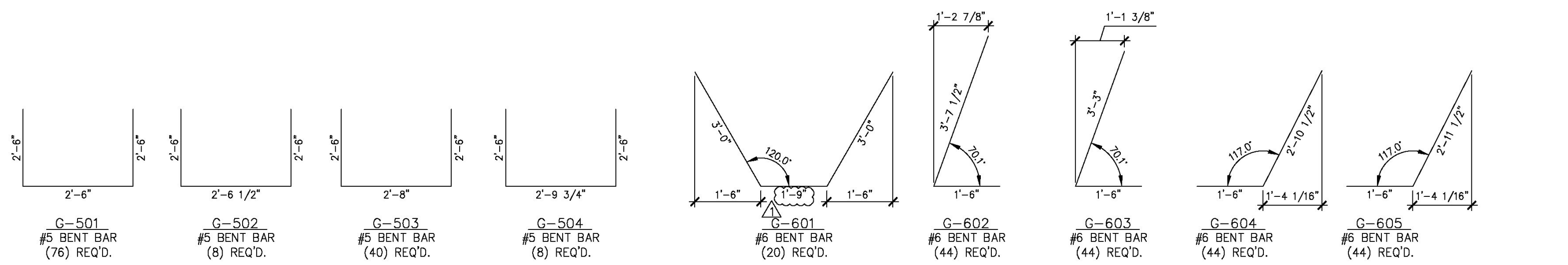
S:\Engineering Services\Carrara\14001 - Guilford Bridge 65\Production Drawings\AutoCAD Files\144236-M.dwg, 5/6/2014 4:44:46 PM, DWG To PDF.pc3



PRESTRESSED BOX BEAMS



PRECAST ABUTMENTS



MISCELLANEOUS MATERIALS				
ITEM	MARK	QTY.	DESCRIPTION	REMARKS
1		42	#5 x 27'-7" ((LEVEL II) DUAL COATED)	
2		42	#5 x 32'-7" ((LEVEL II) DUAL COATED)	
3				
4	MK-G1	36	1" # GUARD RAIL ANCHOR "U" BOLTS W/ (4)NUTS, (4)WASHERS (SUPPLIED BY OTHERS)	ASTM A449 OR 4325 (GALV.)
5				
6		20	SET OF (3) 0.60" # x 270 KSI STRAND LIFTING LOOPS	
7				
8				
9	EM-G1	10	1 1/2" # x 4'-10 3/4" ANCHOR ROD (GALV.) & 1 1/2" # STD. WASHER (GALV.)	FOR ERECTION
10	EM-G2	10	1 1/2" # HEAVY HEX NUT (GALV.) & 1 1/2" # STD. WASHER (GALV.)	FOR ERECTION
11	EM-G3	10	1/2" x 5" x 5" W/ 1 3/4" # HOLE (GALV.)	FOR ERECTION
12	EM-G4	8	3/4" x 6" x 6" W/ 2" # HOLE (GALV.)	FOR ERECTION; SEE DETAIL THIS SHEET
13	EM-G5	4	1" x 6" x 6" W/ (2) 3/4" # HOLES (GALV.)	FOR ERECTION; SEE DETAIL THIS SHEET
14		8	0.6" # x 26'-0" POLY-STRAND	FOR ERECTION
15				
16		20	#5 x 3'-7"	
17		20	#5 x 4'-0"	
18		24	#5 x 6'-10"	
19		54	#5 x 6'-11"	
20		20	#5 x 10'-0"	
21		42	#5 x 10'-8"	
22		20	#5 x 10'-10"	
23		20	#5 x 17'-0"	
24				
25		8	SET OF (4) 0.60" # x 270 KSI STRAND LIFTING LOOPS	
26				
27	EM-G4	12	3/4" x 6" x 6" W/ 2" # HOLE (GALV.)	FOR ERECTION; SEE DETAIL THIS SHEET
28		24	0.5" # x 34'-0" POLY-STRAND	FOR ERECTION
29				
30				
31				
32				
33				
34				
35				
36				
37				
38				
39				
40				

PRESTRESSED BOX BEAMS
PRECAST ABUTMENTS

Vermont Agency of Transportation
RECEIVED
Outline 050-1442-036 - Precast Submittal 03/04.dwg
CK'D BY MJC **OK'D BY TAS**
June 18, 2014
RESUBMIT No **Approved**
BY M. J. Chenette **DATE 06/19/2014**

SHOP DRAWING REVIEW

REVIEWED AS REQUIRED BY THE CONSTRUCTION CONTRACT DOCUMENTS AND APPROVED, BUT ONLY FOR CONFORMANCE TO THE DESIGN CONCEPT OF THE WORK, AND SUBJECT TO FURTHER LIMITATIONS AND REQUIREMENTS CONTAINED IN THE CONSTRUCTION CONTRACT DOCUMENTS.
 REJECTED REVISE AND RESUBMIT FURNISH AS CORRECTED

CORRECTIONS OR COMMENTS MADE ON THE SHOP DRAWINGS DURING THIS REVIEW DO NOT RELIEVE CONTRACTOR FROM COMPLIANCE WITH REQUIREMENTS OF THE DRAWINGS AND SPECIFICATIONS. THIS CHECK IS ONLY FOR REVIEW OF GENERAL CONFORMANCE WITH THE DESIGN CONCEPT OF THE PROJECT AND GENERAL COMPLIANCE WITH THE INFORMATION GIVEN IN THE CONTRACT DOCUMENTS. THE CONTRACTOR IS RESPONSIBLE FOR CONFIRMING AND CORRELATING ALL QUANTITIES AND DIMENSIONS, SELECTING FABRICATION PROCESSES AND TECHNIQUES OF CONSTRUCTION, COORDINATING HIS WORK WITH THAT OF ALL OTHER TRADES, AND PERFORMING HIS WORK IN A SAFE AND SATISFACTORY MANNER.

VHB Vanasse Hangen Brustlin, Inc.	Job Number: 57427.00
7050 US Route 7 North Ferrisburgh, VT 05473 802.425.7788	Reviewed By: S.E. Burbank Date: 06/19/2014

4-7-14 REVISED AS NOTED

APPROVAL STAMP:	<table border="1" style="width: 100%; border-collapse: collapse;"> <tr> <td colspan="2" style="text-align: center;">J.P. CARRARA & SONS INC.</td> </tr> <tr> <td colspan="2" style="text-align: center; font-size: 0.8em;">Precast & Prestress Manufacturer N.T.S.</td> </tr> <tr> <td colspan="2" style="text-align: center; font-size: 0.7em;">244 OASE ST., MIDDLEBURY, VERMONT 05753 Phone:(802)388-6361 Fax:(802)388-9010</td> </tr> <tr> <td style="width: 70%;">STATE OF VERMONT AGENCY OF TRANSPORTATION COUNTY OF WINDHAM</td> <td style="width: 30%;">DATE: MAR. 04, 2014</td> </tr> <tr> <td style="text-align: center;">TOWN OF GUILFORD ROUTE NO. T.H.10, CLASS III (LOCAL ROAD) BRIDGE NO.: 65 PROJECT NO.: BRO 1442 (36)</td> <td>SCALE: NOTED</td> </tr> <tr> <td style="text-align: center;">MATERIALS LIST</td> <td>CHKD: JJ/KLT DFTM:AA1/RWS JOB NO: 23420-014</td> </tr> <tr> <td></td> <td>DWG. NO: M1</td> </tr> </table>	J.P. CARRARA & SONS INC.		Precast & Prestress Manufacturer N.T.S.		244 OASE ST., MIDDLEBURY, VERMONT 05753 Phone:(802)388-6361 Fax:(802)388-9010		STATE OF VERMONT AGENCY OF TRANSPORTATION COUNTY OF WINDHAM	DATE: MAR. 04, 2014	TOWN OF GUILFORD ROUTE NO. T.H.10, CLASS III (LOCAL ROAD) BRIDGE NO.: 65 PROJECT NO.: BRO 1442 (36)	SCALE: NOTED	MATERIALS LIST	CHKD: JJ/KLT DFTM:AA1/RWS JOB NO: 23420-014		DWG. NO: M1
J.P. CARRARA & SONS INC.															
Precast & Prestress Manufacturer N.T.S.															
244 OASE ST., MIDDLEBURY, VERMONT 05753 Phone:(802)388-6361 Fax:(802)388-9010															
STATE OF VERMONT AGENCY OF TRANSPORTATION COUNTY OF WINDHAM	DATE: MAR. 04, 2014														
TOWN OF GUILFORD ROUTE NO. T.H.10, CLASS III (LOCAL ROAD) BRIDGE NO.: 65 PROJECT NO.: BRO 1442 (36)	SCALE: NOTED														
MATERIALS LIST	CHKD: JJ/KLT DFTM:AA1/RWS JOB NO: 23420-014														
	DWG. NO: M1														

Eriksson technologies
 813.989.3317
 TAMPA, FL LRFD.COM
© 2014 ERIKSSON TECHNOLOGIES, INC. ALL RIGHTS RESERVED