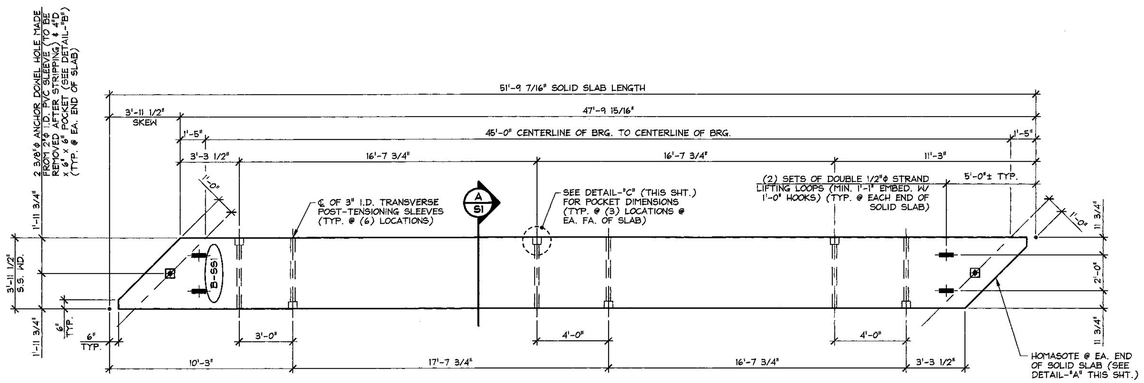

1 / S1 DIMENSIONAL PLAN VIEW IN FORM
1/4" = 1'-0"

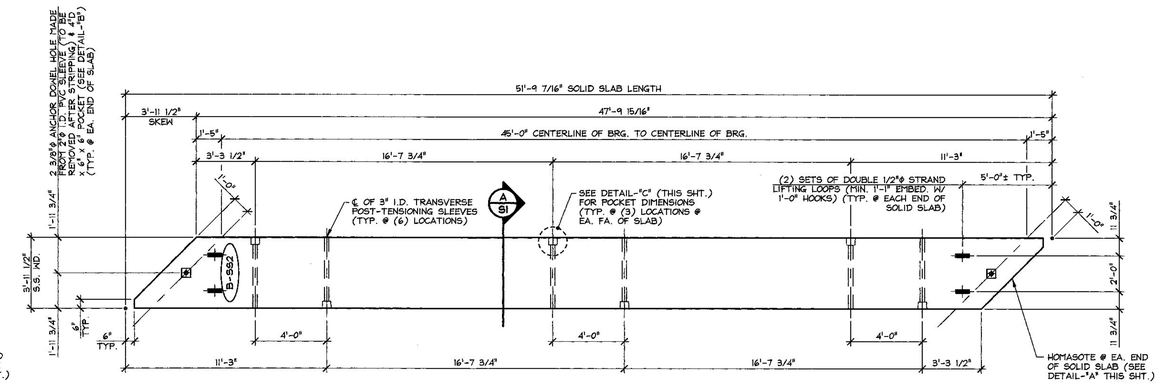

2 / S1 DIMENSIONAL PLAN VIEW IN FORM
1/4" = 1'-0"

Vermont Agency of Transportation
RECEIVED

CK'D BY MJC OK'D BY TAS
April 24, 2014
RESUBMIT No Approved AsNoted
BY M. J. Chenette DATE 04/29/2014

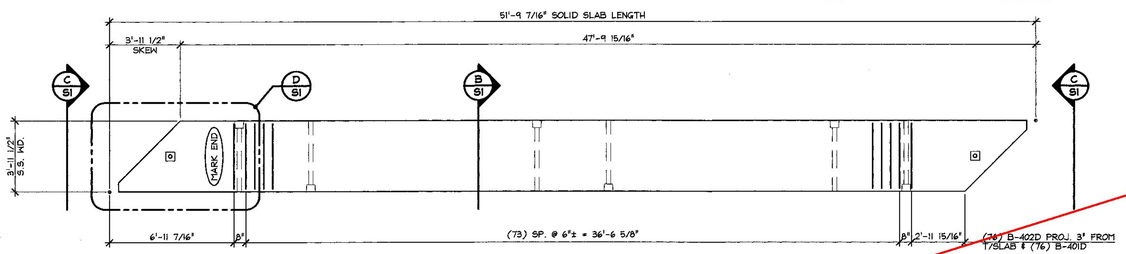

3 / S1 REINFORCING PLAN VIEW IN FORM
1/4" = 1'-0"

SHOP NOTE:
ADJUST REINFORCING AS REQUIRED TO CLEAR INSERTS, SLEEVES, ETC.

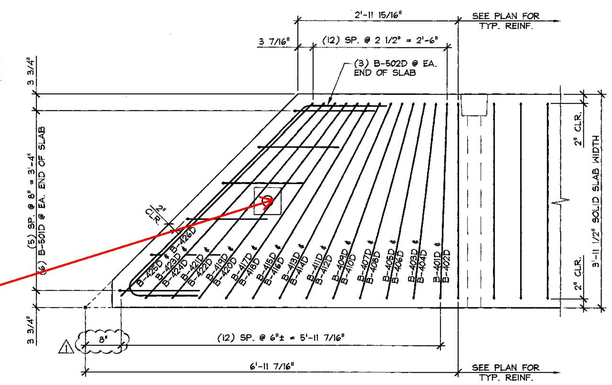

D / S1 END BLOCK REINFORCING PLAN
3/4" = 1'-0"

MARK:	B-SS1	QTY.: 2	WT.: 17.4 T	VOL.: 8.6 cy
MARK:	B-SS2	QTY.: 3	WT.: 17.4 T	VOL.: 8.6 cy

MATERIAL LIST / SOLID SLAB

ITEM	MARK	DESCRIPTION	QTY./SLAB B-SS1	QTY./SLAB B-SS2
1	B-401D	#4 BENT BAR (LEVEL II, DUAL COATED)	78	78
2	B-402D	#4 BENT BAR (LEVEL II, DUAL COATED)	78	78
3	B-403D	#4 BENT BAR (LEVEL II, DUAL COATED)	2	2
4	B-404D	#4 BENT BAR (LEVEL II, DUAL COATED)	2	2
5	B-405D	#4 BENT BAR (LEVEL II, DUAL COATED)	2	2
6	B-406D	#4 BENT BAR (LEVEL II, DUAL COATED)	2	2
7	B-407D	#4 BENT BAR (LEVEL II, DUAL COATED)	2	2
8	B-408D	#4 BENT BAR (LEVEL II, DUAL COATED)	2	2
9	B-409D	#4 BENT BAR (LEVEL II, DUAL COATED)	2	2
10	B-410D	#4 BENT BAR (LEVEL II, DUAL COATED)	2	2
11	B-411D	#4 BENT BAR (LEVEL II, DUAL COATED)	2	2
12	B-412D	#4 BENT BAR (LEVEL II, DUAL COATED)	2	2
13	B-413D	#4 BENT BAR (LEVEL II, DUAL COATED)	2	2
14	B-414D	#4 BENT BAR (LEVEL II, DUAL COATED)	2	2
15	B-415D	#4 BENT BAR (LEVEL II, DUAL COATED)	2	2
16	B-416D	#4 BENT BAR (LEVEL II, DUAL COATED)	2	2
17	B-417D	#4 BENT BAR (LEVEL II, DUAL COATED)	2	2
18	B-418D	#4 BENT BAR (LEVEL II, DUAL COATED)	2	2
19	B-419D	#4 BENT BAR (LEVEL II, DUAL COATED)	2	2
20	B-420D	#4 BENT BAR (LEVEL II, DUAL COATED)	2	2
21	B-421D	#4 BENT BAR (LEVEL II, DUAL COATED)	2	2
22	B-422D	#4 BENT BAR (LEVEL II, DUAL COATED)	2	2
23	B-423D	#4 BENT BAR (LEVEL II, DUAL COATED)	2	2
24	B-424D	#4 BENT BAR (LEVEL II, DUAL COATED)	2	2
25	B-425D	#4 BENT BAR (LEVEL II, DUAL COATED)	2	2
26	B-426D	#4 BENT BAR (LEVEL II, DUAL COATED)	2	2
27				
28	B-501D	#5 BENT BAR (LEVEL II, DUAL COATED)	12	12
29	B-502D	#5 BENT BAR (LEVEL II, DUAL COATED)	6	6
30				
31				
32		SET OF DOUBLE 1/2"Φ x 270 KSI STRAND LIFTING LOOPS	4	4
33				
34				
35				

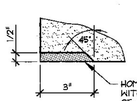

DETAIL - "A"
3" = 1'-0"

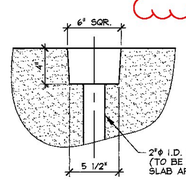

DETAIL - "B"
1 1/2" = 1'-0"

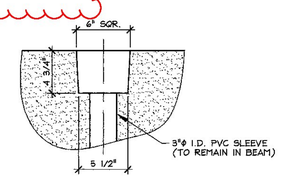

DETAIL - "C"
1 1/2" = 1'-0"

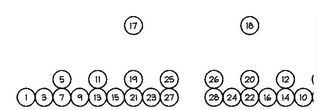

DETENSIONING SCHEDUL
N.T

SHOP DRAWING REVIEW

☐ REVIEWED AS REQUIRED BY THE CONSTRUCTION CONTRACT DOCUMENTS AND APPROVED, BUT ONLY FOR CONFORMANCE TO THE DESIGN CONCEPT OF THE WORK, AND SUBJECT TO FURTHER LIMITATIONS AND REQUIREMENTS CONTAINED IN THE CONSTRUCTION CONTRACT DOCUMENTS.
☐ REJECTED ☐ REVISE AND RESUBMIT ☒ FURNISH AS CORRECTED

CORRECTIONS OR COMMENTS MADE ON THE SHOP DRAWINGS DURING THIS REVIEW DO NOT RELIEVE CONTRACTOR FROM COMPLIANCE WITH REQUIREMENTS OF THE DRAWINGS AND SPECIFICATIONS. THIS CHECK IS ONLY FOR REVIEW OF GENERAL CONFORMANCE WITH THE DESIGN CONCEPT OF THE PROJECT AND GENERAL COMPLIANCE WITH THE INFORMATION GIVEN IN THE CONTRACT DOCUMENTS. THE CONTRACTOR IS RESPONSIBLE FOR: CONFIRMING AND CORRELATING ALL QUANTITIES AND DIMENSIONS; SELECTING FABRICATION PROCESSES AND TECHNIQUES OF CONSTRUCTION; COORDINATING HIS WORK WITH THAT OF ALL OTHER TRADES; AND PERFORMING HIS WORK IN A SAFE AND SATISFACTORY MANNER.

VHB Vanasse Hangen Brustlin, Inc.
7056 US Route 7
North Ferrisburgh, VT 05473
802.425.7788

Job Number 57528.00
Reviewed By: E.A. FIALA
Date: 04/28/2014

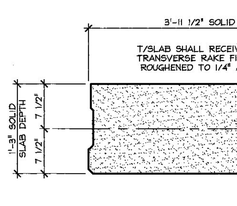

A / S1 DIMENSIONAL SECTION
1" = 1'-0"

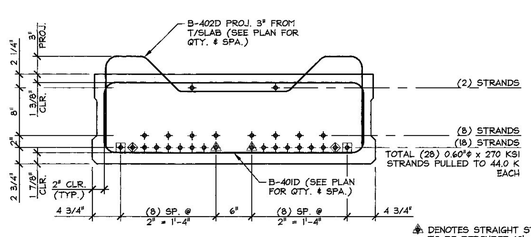

B / S1 REINFORCING SECTION
1" = 1'-0"

◆ DENOTES STRAIGHT STRANDS TO BE DEBONDED 10'-0" FROM EA. END OF EA. SLAB
◈ DENOTES STRAIGHT STRANDS TO BE DEBONDED 12'-0" FROM EA. END OF EA. SLAB
⊞ DENOTES STRAIGHT STRANDS TO BE DEBONDED 14'-0" FROM EA. END OF EA. SLAB

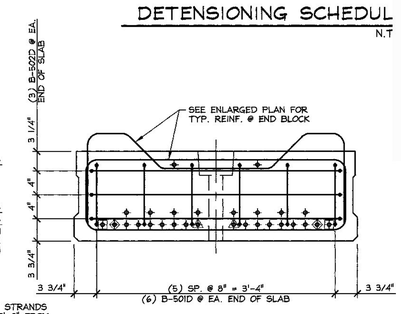

C / S1 END BLOCK REINF. SECTION
1" = 1'-0"

△1 4-24-14 REVISE REINFORCING

APPROVAL STAMP:

J.P. CARRARA & SONS INC.
Precast & Prestress Manufacturer
7464 OKE STR., MIDDLEBURY, VERMONT 05753 Phone:(802)388-6361 Fax:(802)388-9010

RENAUD BRO., INC.
CONTRACTOR
VERNON, VERMONT

STATE OF VERMONT AGENCY OF TRANSPORTATION
COUNTY OF WINDHAM

DATE: MAR. 24, 2014
SCALE: NOTED

TOWN OF BRATTLEBORO
TH 12, CLASS III (LOCAL ROAD) OVER HALLADAY BROOK
BRIDGE NO.: 7 PROJECT NO.: BRO 1442(35)

CHKD: M.D. DFTM: B.L.
JOB NO: 23424-014

PRESTRESSED SOLID SLAB DETAILS

DWG. NO: S1

F:\VT-Bridges\23424-14 Brattleboro\23424-S1.dwg, 4/24/2014 2:56:08 PM