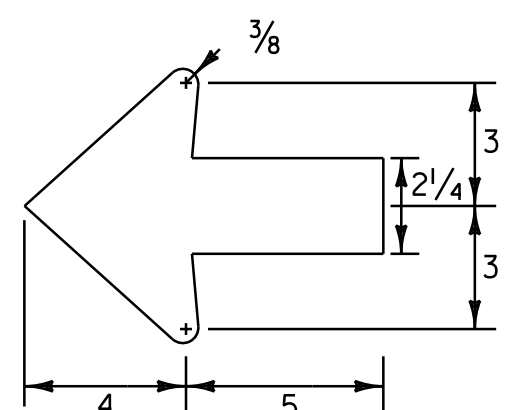
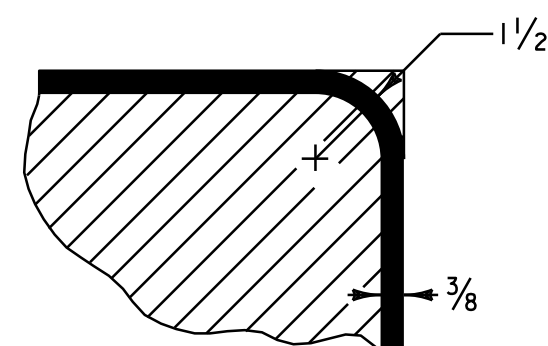


DESTINATION ASSEMBLY

NOTES:
 A. SEQUENCE OF ARROWS AS SHOWN
 B. LIMIT TO 2 SIGNS IN EACH DIRECTION, UNLESS OTHERWISE NOTED
 C. L = LENGTH OF SIGN



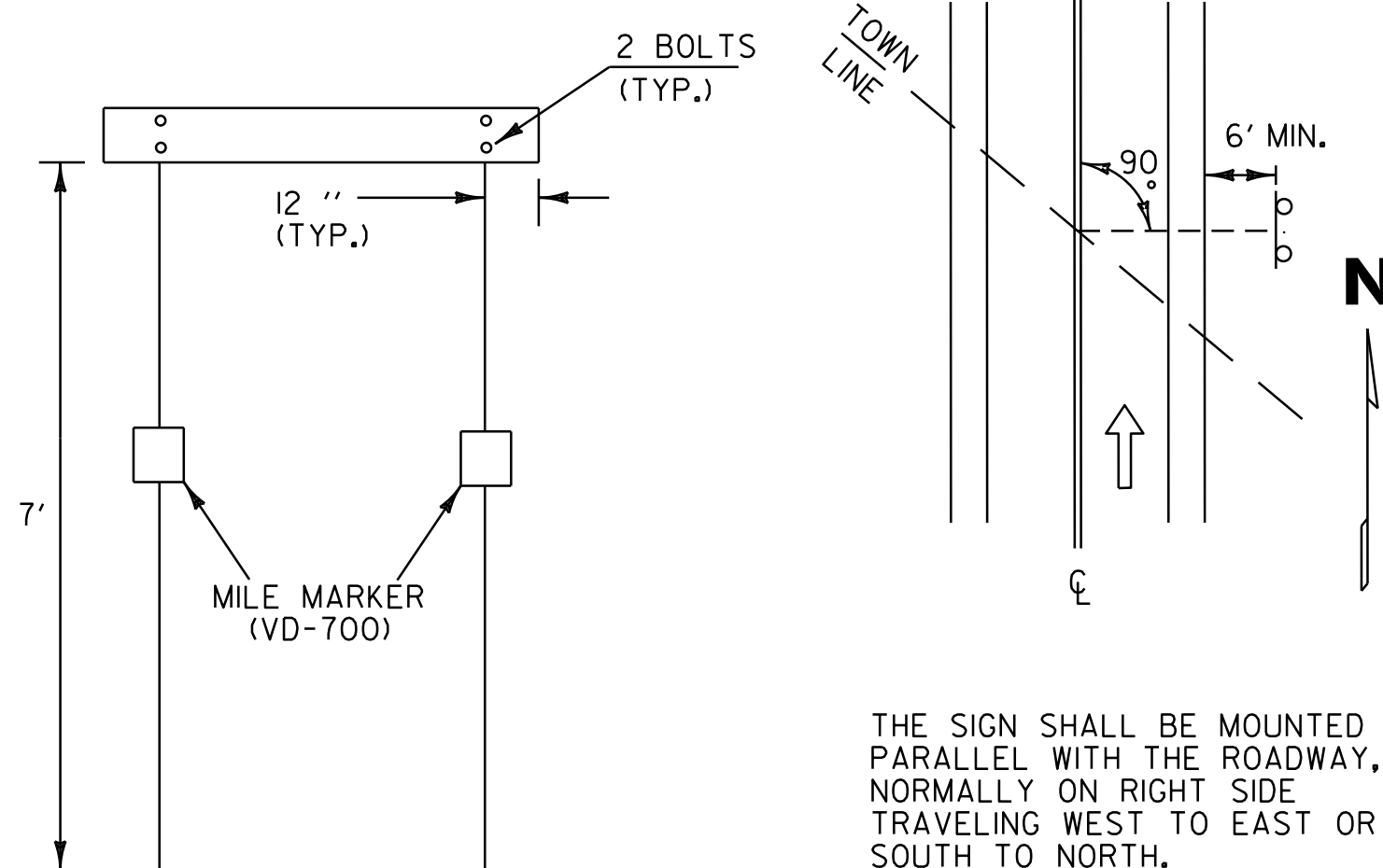
STANDARD ARROW



BORDER DETAIL

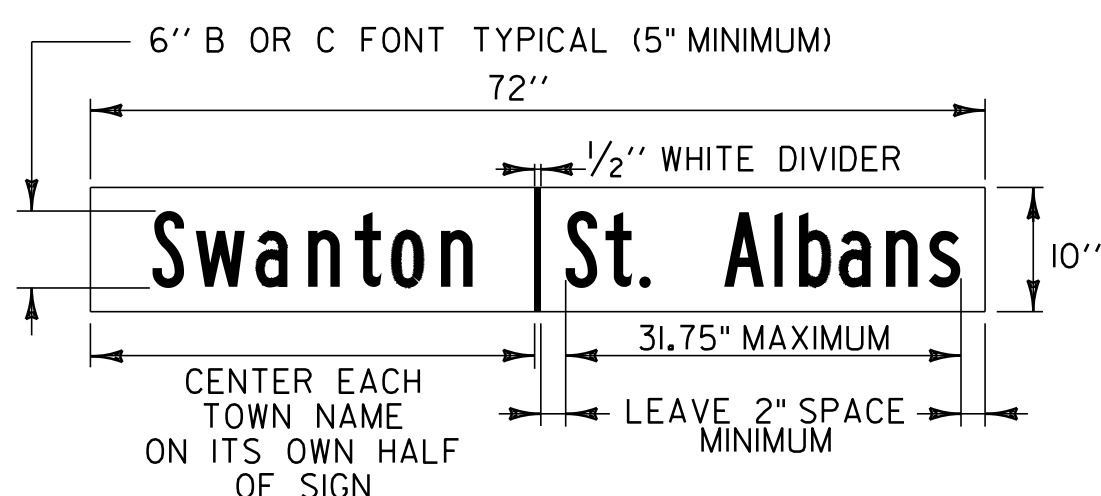
**STANDARD DESTINATION SIGN NOTES
 D1-1, D1-1A, D1-2, D2-1**

1. ALL SIGNS SHALL BE IN ACCORDANCE WITH THE MUTCD AND THE "STANDARD HIGHWAY SIGNS" BOOK (SHS) PUBLISHED BY THE FEDERAL HIGHWAY ADMINISTRATION (FHWA).
2. THE SIGN BASE MATERIAL SHALL BE HIGH DENSITY OVERLAIID PLYWOOD 5/8 INCH THICK OR ALUMINUM SHEETING 0.125 IN MINIMUM THICKNESS. THE DESTINATION SIGNS SHOWN ON THIS SHEET SHALL HAVE WHITE RETROREFLECTIVE ASTM TYPE III (MINIMUM) TEXT, ARROWS, AND BORDERS ON A GREEN RETROREFLECTIVE ASTM TYPE III (MINIMUM) BACKGROUND. THE COLORS SHALL CONFORM WITH THE COLORS ADOPTED BY AASHTO AND APPROVED BY THE FHWA.
3. MULTIPLE SIGN ASSEMBLIES SHALL USE THE SAME SIZE THROUGHOUT. DO NOT MIX AND MATCH OLDER SIGN SIZES WITH NEW SIGN HEIGHTS AND WIDTHS.



THE SIGN SHALL BE MOUNTED PARALLEL WITH THE ROADWAY, NORMALLY ON RIGHT SIDE TRAVELING WEST TO EAST OR SOUTH TO NORTH.

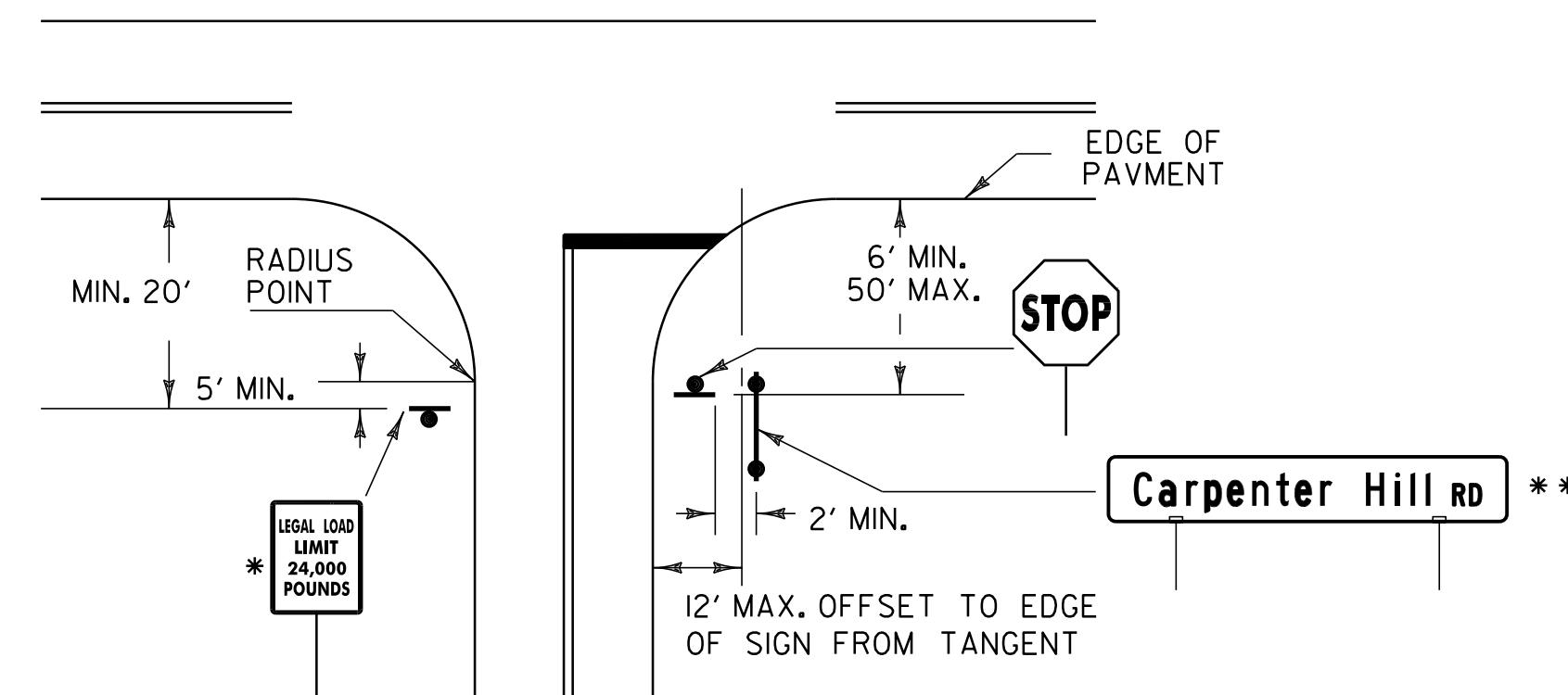
WHEN CROSSING COUNTY BOUNDARIES AN ADDITIONAL COUNTY LINE SIGN SHALL BE MOUNTED BELOW THE TOWN LINE SIGN MAINTAINING A SEVEN FOOT CLEARANCE.



**VD-024 TOWN LINE SIGN
 VD-025 COUNTY LINE SIGN (SIMILAR)**

TOWN/COUNTY LINE SIGN NOTES:

1. THE SIGN BASE MATERIAL SHALL BE HIGH DENSITY OVERLAIID PLYWOOD 5/8 INCH THICK OR ALUMINUM SHEETING 0.125 IN MINIMUM THICKNESS. THE DESTINATION SIGNS SHOWN ON THIS SHEET SHALL HAVE WHITE RETROREFLECTIVE ASTM TYPE III (MINIMUM) TEXT, ARROWS, AND BORDERS ON A GREEN RETROREFLECTIVE ASTM TYPE III (MINIMUM) BACKGROUND. THE COLORS SHALL CONFORM WITH THE COLORS ADOPTED BY AASHTO AND APPROVED BY THE FHWA.
2. THE LETTERING FOR NAMES OF TOWNS AND COUNTIES SHALL BE A COMBINATION OF LOWERCASE LETTERS WITH INTIAL UPPER-CASE LETTERS. WHEN A MIXED-CASE LEGEND IS USED, THE HIEGHT OF THE LOWER-CASE LETTERS SHALL BE 3/4 OF THE HEIGHT OF THE INTIAL UPPER-CASE LETTER.



* MAY VARY ACCORDING TO ROADWAY CONDITIONS. SIDE ROAD SPEED LIMIT SIGN MAY BE INSTALLED BENEATH THIS SIGN AS REQUIRED.

STOP SIGN SHALL BE PLACED ON DRIVER'S RIGHT. MAINTAIN MAXIMUM VISIBILITY. THE STOP SIGN DOES NOT HAVE TO BE ADJACENT TO THE STOP BAR.

** STREET NAME SIGNS MAY BE INSTALLED AT 90 DEGREES ON TOP OF TOP THE STOP SIGN. STREET NAME SIGNS 48 INCHES OR LESS IN LENGTH. IF THE STREET NAME SIGN IS GREATER THAN 48 INCHES IN LENGTH THEN THE SIGN SHALL BE INSTALLED ON TWO SIGN POSTS TO THE RIGHT OF THE STOP SIGN AT A 2 FOOT MINIMUM LATERAL OFFSET MAINTAINING MAXIMUM VISIBILITY AT THE INTERSECTION FOR THE STOPPED VEHICLE.

LEGAL LOAD LIMIT AND STOP SIGNS AT INTERSECTIONS WITH TOWN HIGHWAYS

STREET NAME SIGNS NOTES

1. THE SIGN BASE MATERIALS USED FOR THE STREET SIGNS MAY BE EITHER OF THE FOLLOWING:
 A - EXTRUDED ALUMINUM BLADES
 B - FLAT ALUMINUM BLADES
 THE MATERIAL FOR THE BLADES SHALL BE EITHER EXTRUDED ALUMINUM WITH A 0.25 INCH FLANGE THICKNESS AND A 0.090 INCH WEBB (MIN) OR FLAT SHEET ALUMINUM WITH A MINIMUM THICKNESS OF 0.125 INCH. THE PREFERRED MOUNTING METHOD FOR STREET SIGNS IS POST TOP MOUNTING BRACKETS. HARDWARE FOR MOUNTING SIGNS TO POST SHALL BE INCIDENTAL TO OTHER ITEMS. MOUNTING METHOD WILL BE AS SHOWN ON THE PLANS. FOR POST TOP MOUNTINGS SIGNS SHALL HAVE TEXT ON BOTH SIDES.
2. ALL STREET NAME SIGNSD BASE MATERIAL ON THIS SHEET SHALL HAVE WHITE RETROREFLECTIVE ASTM TYPE III (MINIMUM) TEXT, ON A GREEN RETROREFLECTIVE ASTM TYPE III (MINIMUM) BACKGROUND. THE COLORS SHALL CONFORM WITH THE COLORS ADOPTED BY AASHTO AND APPROVED BY THE FHWA.

ALL DIMENSIONS SHOWN IN INCHES UNLESS OTHERWISE NOTED.

PROJECT NAME: STATEWIDE NORTHWEST REGION
 PROJECT NUMBER: STP HRRR(5)

FILE NAME: I0K018_wrk.dgn PLOT DATE: 14-SEP-2012 15:28
 PROJECT LEADER: JLS DRAWN BY: NS
 DESIGNED BY: NS CHECKED BY: JLS
 GENERAL SIGN DETAILS I SHEET 6 OF 51