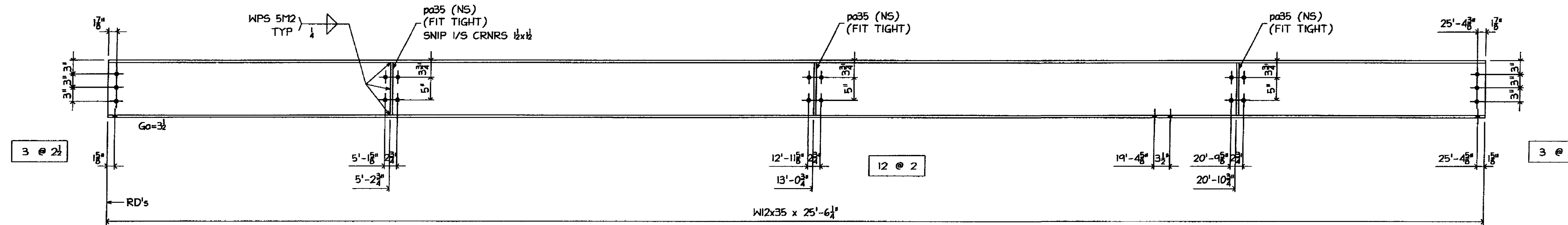
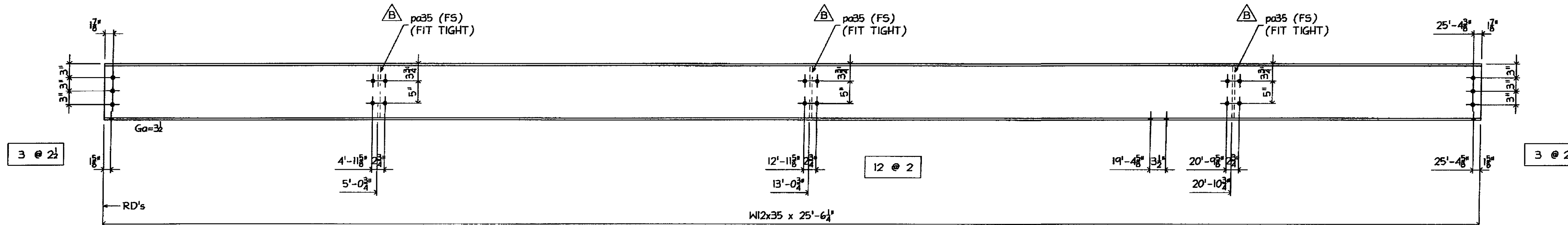


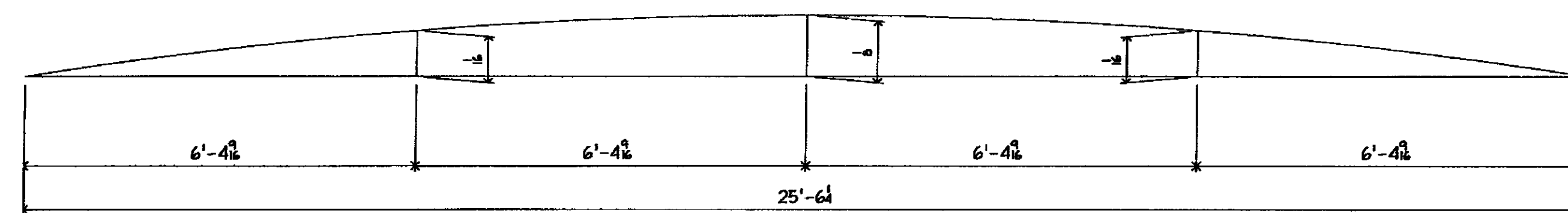
BILL OF MATERIAL								
MARKS	SHIP	TEMP	QTY	MATERIAL	FT	IN	GR	REMARKS
35B1			ONE	W12x35	25	6 1/2		
	pa35		3	R 1/2 x 3	0	11 1/8		SHAPED
35B2			ONE	W12x35	25	6 1/2		
	pa35		3	R 1/2 x 3	0	11 1/8		SHAPED



ONE - BEAM - 35B1



ONE - BEAM - 35B2



CAMBER DIAGRAM

NO EXCEPTION TAKEN	<input checked="" type="checkbox"/>
REVISION REQUIRED	<input type="checkbox"/>
REVISION NOT REQUIRED	<input type="checkbox"/>
REVISION REQUIRED	<input type="checkbox"/>
REVISION NOT REQUIRED	<input type="checkbox"/>
REVISION REQUIRED	<input type="checkbox"/>
REVISION NOT REQUIRED	<input type="checkbox"/>
DATE	3/24/09
SIGNATURE	7EK

REVISION BY: 7EK FOR THE SOLE PURPOSE OF ASCERTAINING GENERAL CONFORMITY WITH DESIGN. CONTRACTOR IS RESPONSIBLE FOR DIMENSIONS, FABRICATION AND CONSTRUCTION METHODS. COORDINATION OF SUB-TRADES. DETAIL DESIGN OF COMPONENTS AND ERRORS OR OMISSIONS ON SHOP DRAWINGS.

GALVANIZING NOTES

- ALL WELDS SHALL BE SEALED
- VENT AS REQUIRED.
- COMPLETE FINAL ASSEMBLY OF BOLTED ITEMS AFTER GALVANIZING WIRE-BRUSH ALL CONTACTING SURFACES TO A DULL-GRAY APPEARANCE PRIOR TO ASSEMBLY

FB THIS DWG

24- 3/8" x 2 (A325 GALV) BOLT w/NNW

12- 1/2" x 2 (A325 GALV) BOLT w/NNW

MATL:

- ALL MAT'L SHALL CONFORM TO AASHTO M 270/1V1 270 GRADE 50 (UNLESS NOTED)
- 'CVN' INDICATES CHARPY 'V' NOTCH TESTED.
- 'FCM' INDICATES 'FRACTURE CRITICAL MEMBER'

WELD: E70xx

HOLES: 1/8" UNO

PREP: SSPC-SP8

PAINT: GALVANIZED AND AIR COOLED (NOT QUENCHED) (SEE GALVANIZING NOTES)

3/18/09 STIFFENERS MARKED TO FS

3/11/09 PER APPL COMMENTS DATED 3/06/09

ARC ENTERPRISES, INC.
KINGFIELD, MAINE

PROJECT STATE OF VERMONT - AGENCY OF TRANSPORTATION
BRIDGE No 31 - RICHMOND, VERMONT

SCALE: NTS APPROVED BY: DRAWN BY: KAJ
DATE: 2/18/09 CHKD BY: CMB

BRIDGE # HIGHWAY #1 OVER WINOOSKI RIVER
SIDEWALK STRINGER DETAILS

T BUCK CONSTRUCTION DWG. NO. 09-113 - 35/B