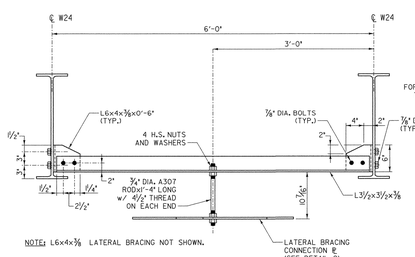

LATERAL BRACE SUPPORT DETAIL

SCALE 1½" = 1'-0

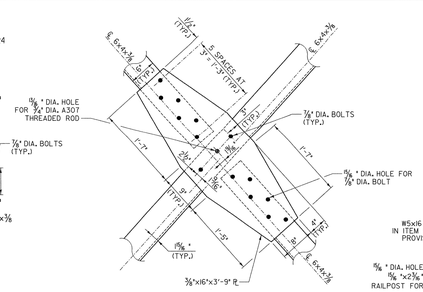

DETAIL G

SCALE 1½" = 1'-0

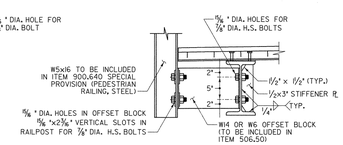

RAIL POST CONNECTION DETAIL

SCALE 1½" = 1'-0

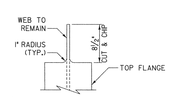

FLOOR BEAM COPING DETAIL

NOT TO SCALE

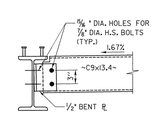

SIDEWALK DIAPHRAGM CONNECTION DETAIL

SCALE 1½" = 1'-0

Stantec

STATE OF VERMONT
AGENCY OF TRANSPORTATION

Town Of	RICHMOND	Bridge No.	31
Highway No.	T.H. #1	Log Sta. / Sub'n Sta.	
TOWN HIGHWAY #1 OVER WINOOSKI RIVER			
STEEL DETAILS 5			
Designed By S. BURBANK		Drawn By J. SOTER	
Checked By	Date	Bridge Design Supervisor	
S. BURBANK	01/09	G. BOGUE	Date 01/09
PROJECT	RICHMOND	PROJECT NO.	BHF 0209(5)
CAD Dwgs ...\drawings\08832-STEEL DETS.dgn Plot Date: 1/8/2009			
Bridge Sheet No.		Sheet 20 of 50	