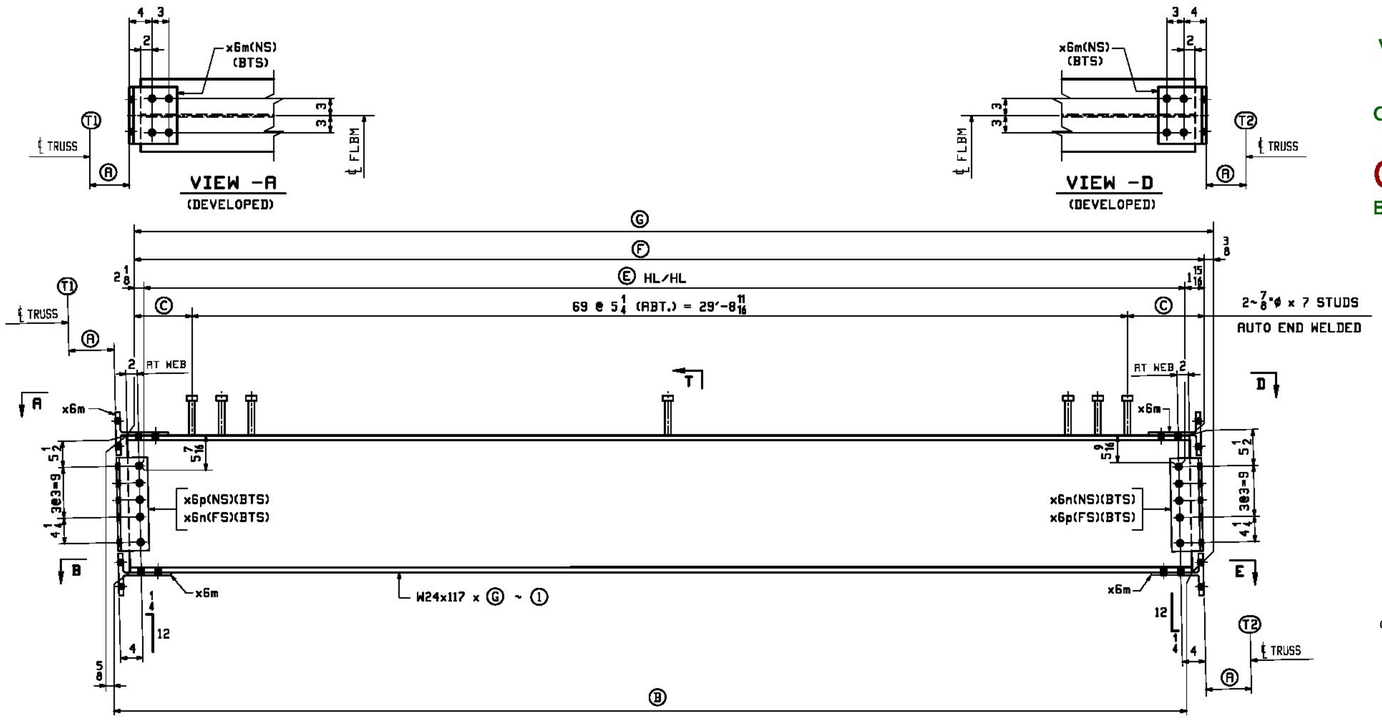

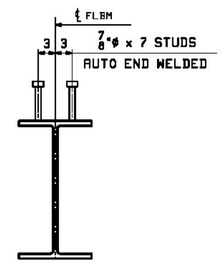

SECTION -T
(TYPICAL SECTION WITH STUDS)

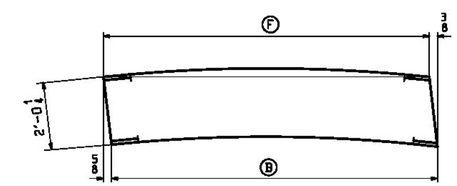

ORIENTATION DIAGRAM
(SEE DWG. C1)

SHOP NOTE "G"

ALL STEEL SHALL BE HOT DIP GALVANIZED IN ACCORDANCE WITH SUBSECTION 506.15.

FLOORBEAM

(INTERMEDIATE FLOORBEAM - LOOKING WEST)

	MARK	REQ'D	①	Ⓐ	Ⓑ	Ⓒ	Ⓔ	Ⓕ	Ⓖ
(@ L4)	22FB4	ONE	a22	8 1/4	31'-9 7/16	1'-0 1/2	31'-5 5/8	31'-9 11/16	31'-10 1/16
ALIKE EXCEPT FOR MARK (@ L13)	22FB13	ONE	b22	9	31'-7 15/16	11 3/4	31'-4 1/8	31'-8 3/16	31'-8 9/16
ALIKE EXCEPT FOR MARK (@ L15)	22FB15	ONE							

Vermont Agency of Transportation
RECEIVED
ON: March 21, 2016
and Checked for
CONFORMANCE
BY: ABC DATE:

X NO EXCEPTION TAKEN
REJECTED
MAKE CORRECTIONS NOTED
REVISE AND RESUBMIT
SUBMIT SPECIFIED ITEM

CHECKING IS ONLY FOR THE GENERAL CONFORMANCE WITH THE DESIGN CONCEPT OF THE PROJECT AND GENERAL COMPLIANCE WITH THE INFORMATION GIVEN IN THE CONTRACT DOCUMENTS. ANY ACTION SHOWN IS SUBJECT TO THE REQUIREMENTS OF THE PLANS AND SPECIFICATIONS. CONTRACTOR IS RESPONSIBLE FOR DIMENSIONS WHICH SHALL BE CONFIRMED AND CORRELATED AT THE JOB SITE; FABRICATION PROCESSES AND TECHNIQUES OF CONSTRUCTION; COORDINATION OF HIS WORK WITH THAT OF ALL OTHER TRADES AND THE SATISFACTORY PERFORMANCE OF THE WORK.

CHA
DATE 1/29/2016 BY J. Najdowski

NOTES:
1. FOR GENERAL NOTES SEE DWG. GN1.
2. FOR STANDARD DETAILS SEE DWG. X6.
3. BTS DENOTES BOLT TO SHIP OR SECURE FOR SHIPMENT.

BILL OF MATERIAL

ABM INFO PAGE	ABM INFO LINE	SHIP MARK	QTY	MARK	MATERIAL	LENGTH FT	LENGTH INCHES	REMARKS (JOB NO. 598)	WT	PROCUREMENT NOTES (DRAWING NO. 22)
		22FB4	1		FLOORBEAM			SEE NOTE "G"	4116	
1	Y		1	a22	W 24x117	31	10 1/16	M270-50F2 (FCM)	3725	
4	J		4	x6m	WT 9x35.5	0	10	BENT M270-50F2 (FCM)	30	
4	K		2	x6n	L 6x4x1/2	1	4 1/4	M270-50F2 (FCM)	22	
4	K		2	x6p	L 6x4x1/2	1	4 1/4	M270-50F2 (FCM)	22	
6	E		140		STUD 7/8 ϕ	0	7	A108	1	
		22FB13	1		FLOORBEAM			SEE NOTE "G" ALIKE EXCEPT FOR MARK	4101	
		22FB15	1		FLOORBEAM			SEE NOTE "G"	4101	
1	Y		2	b22	W 24x117	31	8 9/16	M270-50F2 (FCM)	3710	
4	J		8	x6m	WT 9x35.5	0	10	BENT M270-50F2 (FCM)	30	
4	K		4	x6n	L 6x4x1/2	1	4 1/4	M270-50F2 (FCM)	22	
4	K		4	x6p	L 6x4x1/2	1	4 1/4	M270-50F2 (FCM)	22	
6	E		280		STUD 7/8 ϕ	0	7	A108	1	

REV.	DATE	REMARKS	DWN	CHK	APVL	SHOP
0						

MATERIAL: M270-50 (UN)
SURFACE PREP. & PAINT: SEE DWG. GN1
HOLES: 15/16ϕ
SHOP BOLTS: NONE

DESCRIPTION: FLOORBEAM DETAILS

CASCO BAY STEEL STRUCTURES, INC.
1 WALLACE AVE. SOUTH PORTLAND, ME 04106
PHONE (207) 780-6722 FAX. (207) 780-6726
TEMSCR 3285

STRUCTURE: TH-10 OVER OTTER CREEK PONY TRUSS BRIDGE
DRAWN: RB DATE: 12/22/15
CHKD: WJL DATE: 1/18/16
LOCATION: RUTLAND CITY, VERMONT
PROJ NO. BRF 3000 (19)
CUSTOMER: KUBRICKY CONSTRUCTION CORP.
JOB NO. 598
DWG NO. 22
REV. △