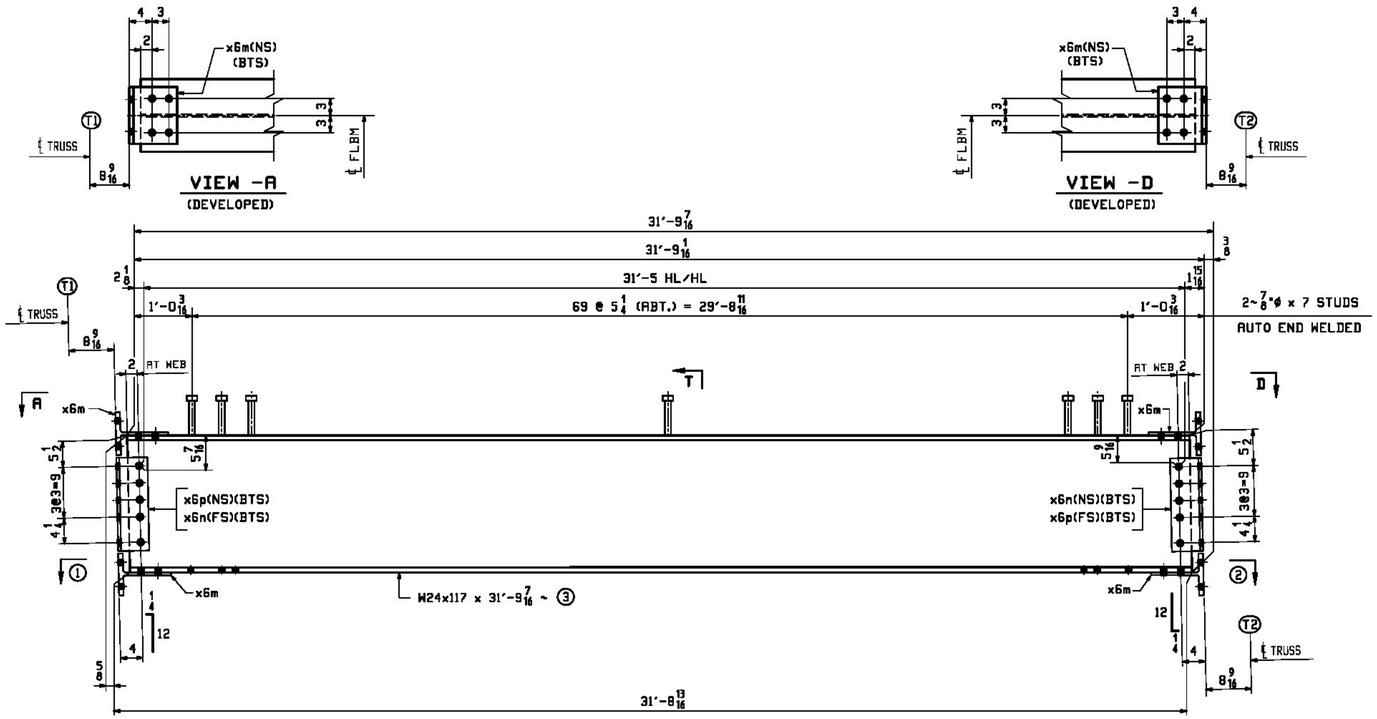

Vermont Agency of Transportation

RECEIVED

ON: March 21, 2016

and Checked for

CONFORMANCE

BY: ABC DATE:

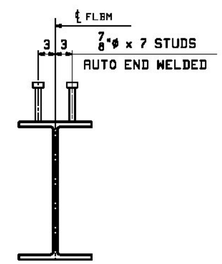

SECTION -T

(TYPICAL SECTION WITH STUDS)

ABM INFO		SHIP	BILL OF MATERIAL					JOB NO. 598	DRAWING NO. 21	REV.
PAGE	LINE	MARK	QTY	MARK	MATERIAL	LENGTH FT	LENGTH INCHES	REMARKS	WT	PROCUREMENT NOTES
		21FB11	1		FLOORBEAM			SEE NOTE "G"	4110	
1	Y		1	a21	W 24x117	31	9 7/16	M270-50F2 (FCM)	3719	
4	J		4	x6m	WT 9x35.5	0	10	BENT M270-50F2 (FCM)	30	
4	K		2	x6n	L 6x4x1/2	1	4 1/4	M270-50F2 (FCM)	22	
4	K		2	x6p	L 6x4x1/2	1	4 1/4	M270-50F2 (FCM)	22	
6	E		140		STUD 7/8 ϕ	0	7	A108	1	
		21FB17	1		FLOORBEAM			SEE NOTE "G"	4110	
1	Y		1	b21	W 24x117	31	9 7/16	M270-50F2 (FCM)	3719	
4	J		4	x6m	WT 9x35.5	0	10	BENT M270-50F2 (FCM)	30	
4	K		2	x6n	L 6x4x1/2	1	4 1/4	M270-50F2 (FCM)	22	
4	K		2	x6p	L 6x4x1/2	1	4 1/4	M270-50F2 (FCM)	22	
6	E		140		STUD 7/8 ϕ	0	7	A108	1	

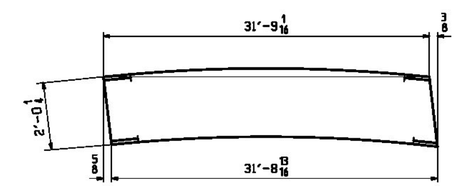

ORIENTATION DIAGRAM

(SEE DWG. C1)

SHOP NOTE "G"

ALL STEEL SHALL BE HOT DIP GALVANIZED IN ACCORDANCE WITH SUBSECTION 506.15.

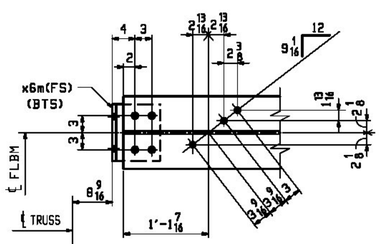

SECTION -B1

(DEVELOPED)

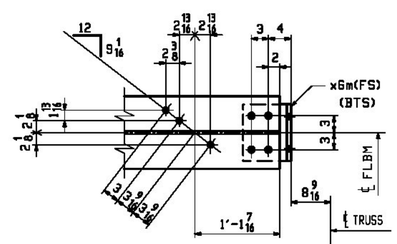

SECTION -E1

(DEVELOPED)

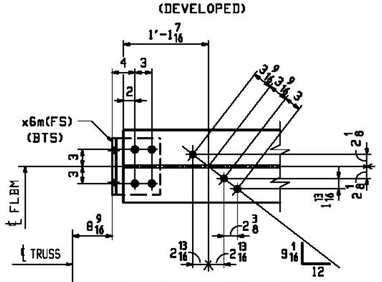

SECTION -B2

(DEVELOPED)

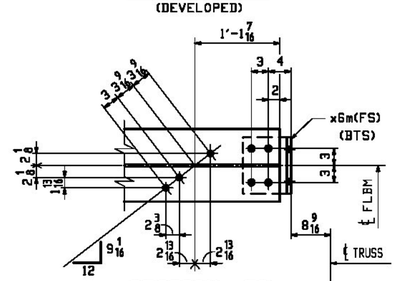

SECTION -E2

(DEVELOPED)

FLOORBEAM

(INTERMEDIATE FLOORBEAM - LOOKING WEST)

	MARK	REQ'D	SECT.- ①	SECT.- ②	③
(@ L11)	21FB11	ONE	B1	E1	a21
(@ L17)	21FB17	ONE	B2	E2	b21

[X] NO EXCEPTION TAKEN
[ ] MAKE CORRECTIONS NOTED
[ ] REJECTED
[ ] REVISE AND RESUBMIT
[ ] SUBMIT SPECIFIED ITEM

CHECKING IS ONLY FOR THE GENERAL CONFORMANCE WITH THE DESIGN CONCEPT OF THE PROJECT AND GENERAL COMPLIANCE WITH THE INFORMATION GIVEN IN THE CONTRACT DOCUMENTS. ANY ACTION SHOWN IS SUBJECT TO THE REQUIREMENTS OF THE PLANS AND SPECIFICATIONS. CONTRACTOR IS RESPONSIBLE FOR DIMENSIONS WHICH SHALL BE CONFIRMED AND CORRELATED AT THE JOB SITE; FABRICATION PROCESSES AND TECHNIQUES OF CONSTRUCTION; COORDINATION OF HIS WORK WITH THAT OF ALL OTHER TRADES AND THE SATISFACTORY PERFORMANCE OF THE WORK.

CHA

DATE 1/29/2016 BY J. Najdowski

NOTES:

1. FOR GENERAL NOTES SEE DWG. GN1.
2. FOR STANDARD DETAILS SEE DWG. X6.
3. BTS DENOTES BOLT TO SHIP OR SECURE FOR SHIPMENT.

REV.	DATE	REMARKS	DWN	CHK	APVL	SHOP
0						

MATERIAL:	SURFACE PREP. & PAINT:	HOLES:	SHOP BOLTS:
M270-50 (UN)	SEE DWG. GN1	15/16"ϕ	NONE

DESCRIPTION: FLOORBEAM DETAILS

CASCO BAY STEEL STRUCTURES, INC.
1 WALLACE AVE. SOUTH PORTLAND, ME 04106
PHONE (207) 780-5722 FAX. (207) 780-5726
TENSOR 3265

STRUCTURE: TH-10 OVER OTTER CREEK PONY TRUSS BRIDGE

		DRAWN: RB	DATE: 12/22/15
		CHKD: WJL	DATE: 1/18/16
LOCATION:	RUTLAND CITY, VERMONT	JOB NO. 598	DWG NO. 21
PROJ NO.	BRF 3000 (19)		REV. △
CUSTOMER:	KUBRICKY CONSTRUCTION CORP.		