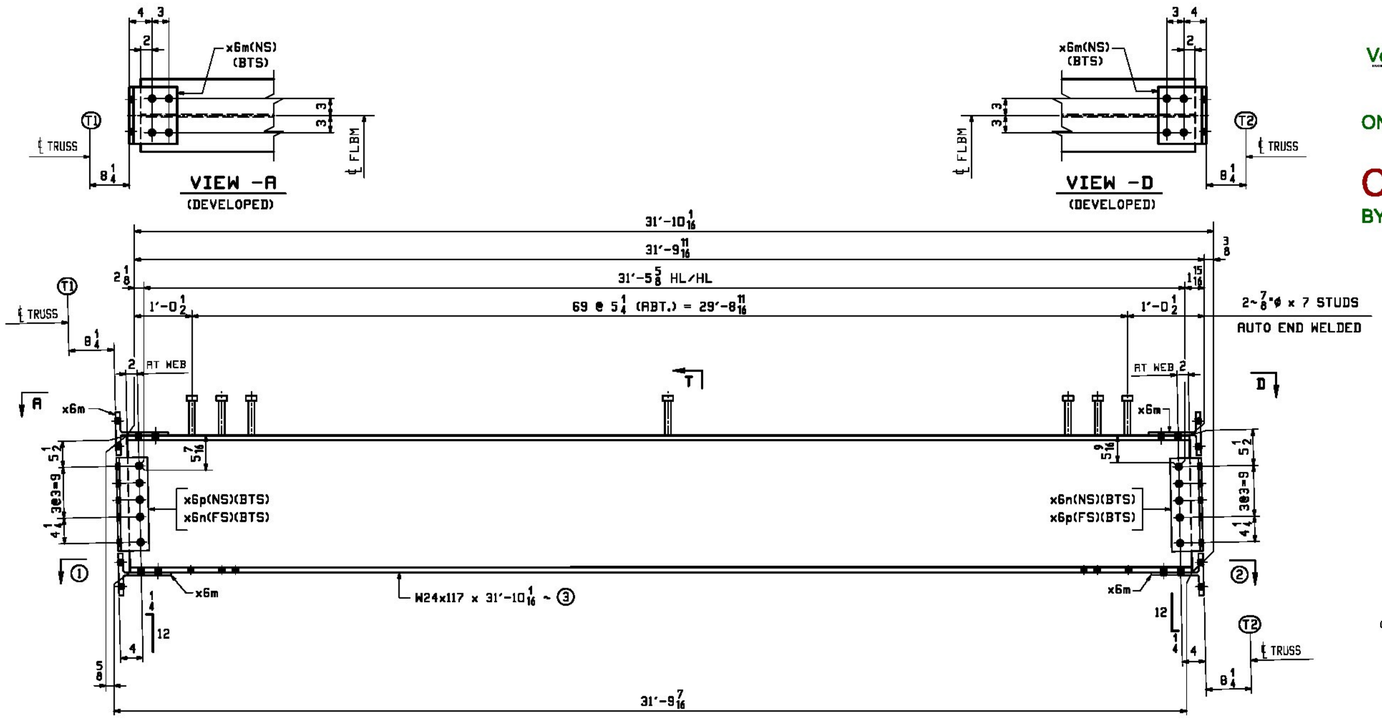


Vermont Agency of Transportation

RECEIVED

ON: March 21, 2016

and Checked for

CONFORMANCE

BY: ABC DATE:

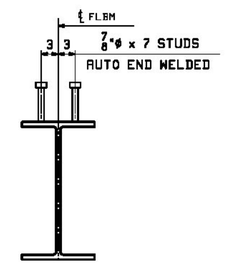


SECTION -T

(TYPICAL SECTION WITH STUDS)

| ABM INFO | | SHIP | BILL OF MATERIAL | | | | | JOB NO. 598 | DRAWING NO. 20 | REV. |
|---|---|---|---|---|---|---|---|---|---|---|
| PAGE | LINE | MARK | QTY | MARK | MATERIAL | LENGTH FT | LENGTH INCHES | REMARKS | WT | PROCUREMENT NOTES |
| | | 20FB2 | 1 | | FLOORBEAM | | | SEE NOTE "G" | 4116 | |
| 1 | Y | | 1 | a20 | W 24x117 | 31 | 10 1/16 | M270-50F2 (FCM) | 3725 | |
| 4 | J | | 4 | x6m | WT 9x35.5 | 0 | 10 | BENT M270-50F2 (FCM) | 30 | |
| 4 | K | | 2 | x6n | L 6x4x1/2 | 1 | 4 1/4 | M270-50F2 (FCM) | 22 | |
| 4 | K | | 2 | x6p | L 6x4x1/2 | 1 | 4 1/4 | M270-50F2 (FCM) | 22 | |
| | | | | | | | | | | |
| 6 | E | | 140 | | STUD 7/8 ϕ | 0 | 7 | AWS | 1 | |
| | | | | | | | | | | |
| | | | | | | | | | | |
| | | | | | | | | | | |
| | | 20FB6 | 1 | | FLOORBEAM | | | SEE NOTE "G" | 4116 | |
| 1 | Y | | 1 | b20 | W 24x117 | 31 | 10 1/16 | M270-50F2 (FCM) | 3725 | |
| 4 | J | | 4 | x6m | WT 9x35.5 | 0 | 10 | BENT M270-50F2 (FCM) | 30 | |
| 4 | K | | 2 | x6n | L 6x4x1/2 | 1 | 4 1/4 | M270-50F2 (FCM) | 22 | |
| 4 | K | | 2 | x6p | L 6x4x1/2 | 1 | 4 1/4 | M270-50F2 (FCM) | 22 | |
| | | | | | | | | | | |
| 6 | E | | 140 | | STUD 7/8 ϕ | 0 | 7 | AWS | 1 | |

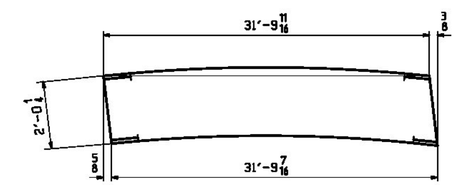


ORIENTATION DIAGRAM

(SEE DWG. C1)

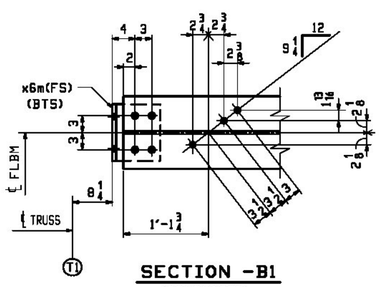


SECTION -B1

(DEVELOPED)

FLOORBEAM

(INTERMEDIATE FLOORBEAM - LOOKING WEST)

| | MARK | REQ'D | SECT.- ① | SECT.- ② | ③ |
|---|---|---|---|---|---|
| (@ L2) | 20FB2 | ONE | B1 | E1 | a20 |
| (@ L6) | 20FB6 | ONE | B2 | E2 | b20 |

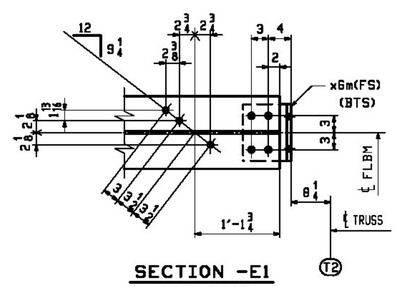


SECTION -E1

(DEVELOPED)

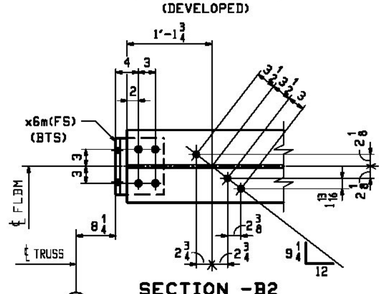


SECTION -B2

(DEVELOPED)

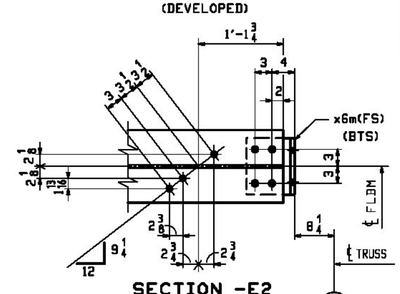


SECTION -E2

(DEVELOPED)

[X] NO EXCEPTION TAKEN [ ] MAKE CORRECTIONS NOTED

[ ] REJECTED [ ] REVISE AND RESUBMIT

[ ] SUBMIT SPECIFIED ITEM

CHECKING IS ONLY FOR THE GENERAL CONFORMANCE WITH THE DESIGN CONCEPT OF THE PROJECT AND GENERAL COMPLIANCE WITH THE INFORMATION GIVEN IN THE CONTRACT DOCUMENTS. ANY ACTION SHOWN IS SUBJECT TO THE REQUIREMENTS OF THE PLANS AND SPECIFICATIONS. CONTRACTOR IS RESPONSIBLE FOR DIMENSIONS WHICH SHALL BE CONFIRMED AND CORRELATED AT THE JOB SITE; FABRICATION PROCESSES AND TECHNIQUES OF CONSTRUCTION; COORDINATION OF HIS WORK WITH THAT OF ALL OTHER TRADES AND THE SATISFACTORY PERFORMANCE OF THE WORK.

CHA

DATE 1/29/2016 BY J. Najdowski

NOTES:

1. FOR GENERAL NOTES SEE DWG. GN1.
2. FOR STANDARD DETAILS SEE DWG. X6.
3. BTS DENOTES BOLT TO SHIP OR SECURE FOR SHIPMENT.

SHOP NOTE "G"

ALL STEEL SHALL BE HOT DIP GALVANIZED IN ACCORDANCE WITH SUBSECTION 506.15.

| REV. | DATE | REMARKS | DWN | CHK | APVL | SHOP |
|---|---|---|---|---|---|---|
| 0 | | | | | | |

| MATERIAL: | SURFACE PREP. & PAINT: | HOLES: | SHOP BOLTS: |
|---|---|---|---|
| M270-50 (UN) | SEE DWG. GN1 | 15/16"ϕ | NONE |

DESCRIPTION: FLOORBEAM DETAILS

CASCO BAY STEEL STRUCTURES, INC.
1 WALLACE AVE. SOUTH PORTLAND, ME 04106
PHONE (207) 780-6722 FAX. (207) 780-6726
TENSOR 3265

| | | | |
|---|---|---|---|
| STRUCTURE: | TH-10 OVER OTTER CREEK PONY TRUSS BRIDGE | DRAWN: RB | DATE: 12/22/15 |
| | | CHKD: WJL | DATE: 1/18/16 |
| LOCATION: | RUTLAND CITY, VERMONT | JOB NO. 598 | DWG NO. 20 |
| PROJ NO. | BRF 3000 (19) | | REV. △ |
| CUSTOMER: | KUBRICKY CONSTRUCTION CORP. | | |