

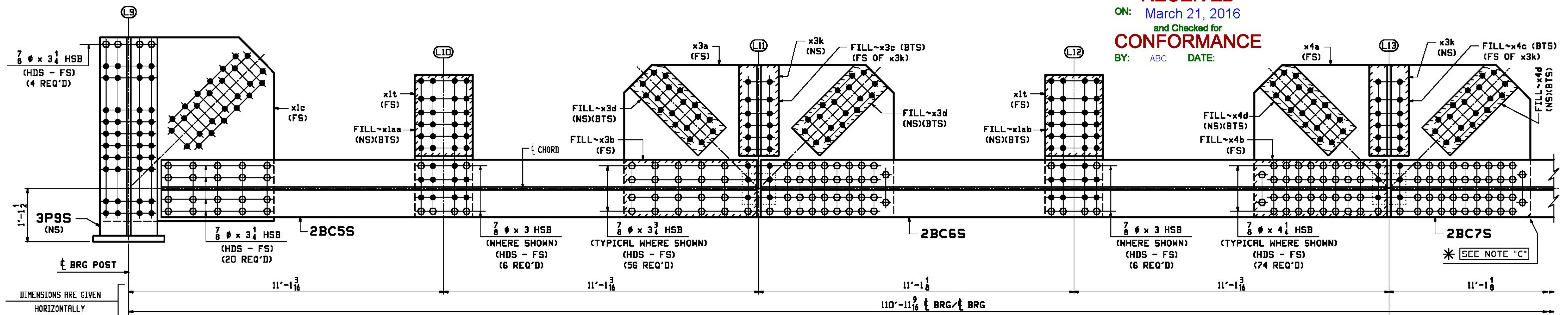
RECEIVED

ON: March 21, 2016

and Checked for

CONFORMANCE

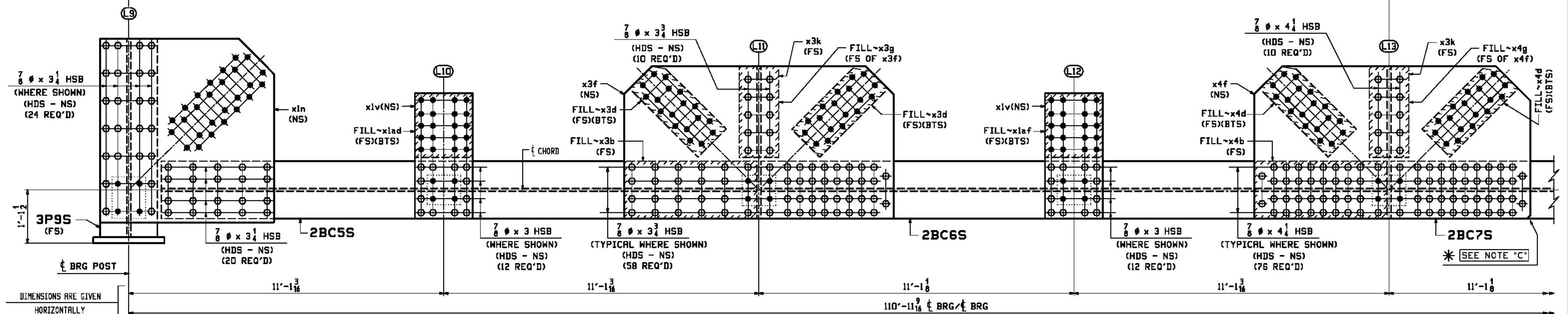
BY: ABC DATE:



SECTION A-A (NORTH SIDE ELEVATION)

(LOOKING NORTH)

MATCH LINE
(CONT. ON 7BC)



SECTION B-B (SOUTH SIDE ELEVATION)

(LOOKING NORTH)

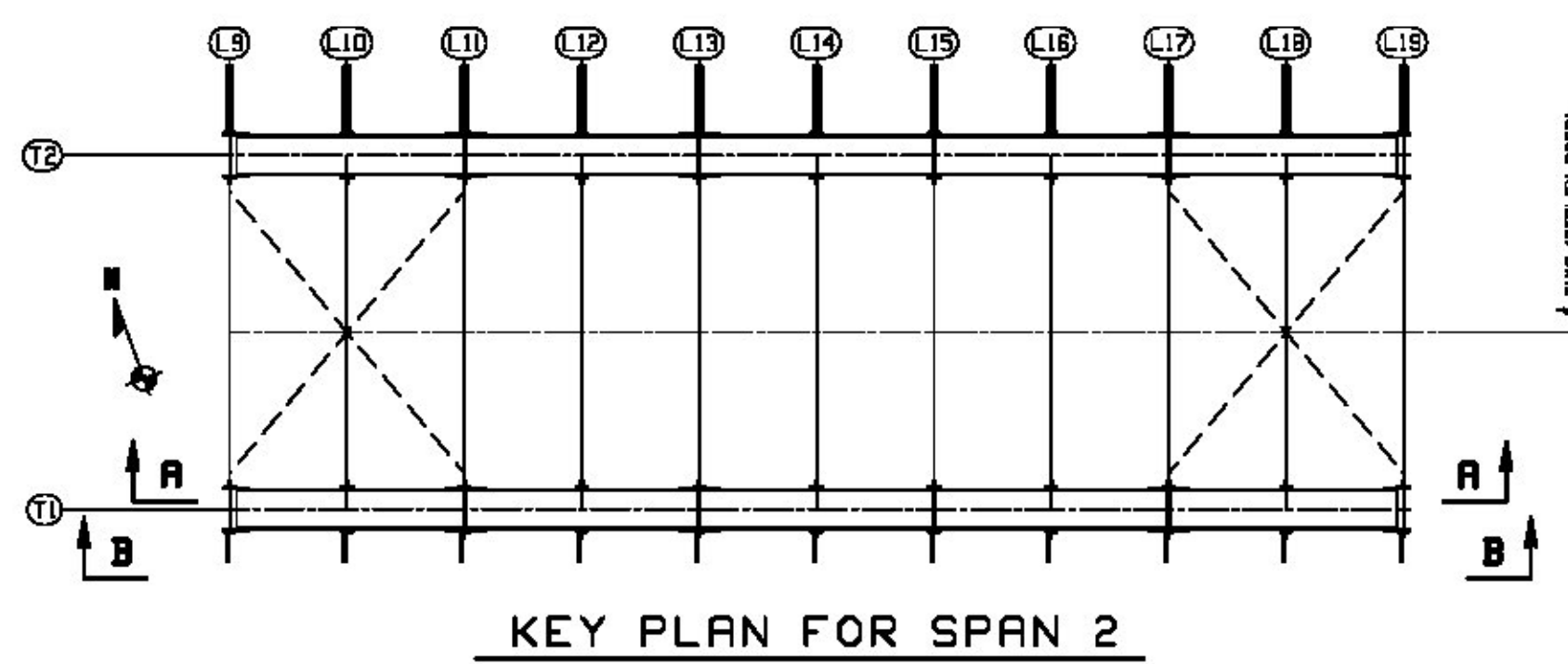
- NO EXCEPTION TAKEN
- MAKE CORRECTIONS NOTED
- REJECTED
- REVISE AND RESUBMIT
- SUBMIT SPECIFIED ITEM

ONE ~ BOTTOM CHORD ASSEMBLY ~ 7BC2S

(@ SOUTH TRUSS T1 - SPAN 2)
(FOR BLOCKING DIAGRAM SEE DWG. 7C)

CHECKING IS ONLY FOR THE GENERAL CONFORMANCE WITH THE DESIGN CONCEPT OF THE PROJECT AND GENERAL COMPLIANCE WITH THE INFORMATION GIVEN IN THE CONTRACT DOCUMENTS. ANY ACTION SHOWN IS SUBJECT TO THE REQUIREMENTS OF THE PLANS AND SPECIFICATIONS. CONTRACTOR GENERAL NOTES: 1. DIMENSIONS WHICH 2. FOR STANDARD DETAILS, SEE DWG. 7C. 3. CORRELATE AT THE JOB SITE. FABRICATION PROCESSES AND TECHNIQUES OF CONSTRUCTION. COORDINATION OF HIS WORK WITH THAT OF ALL OTHER TRADES, AND THE SATISFACTORY PERFORMANCE SHALL BE THE RESPONSIBILITY OF THE CONTRACTOR. 4. THIS DRAWING IS TO BE USED FOR SHIPMENT OF THIS WORK ONLY. 5. ALL BOLTS SHALL BE WITH ONE HARDENED WASHER AND ONE DTI WASHER. 6. WASHERS SHALL BE MECHANICALLY GALVANIZED.

* **SHOP NOTE "C"**
FOR PLATE ORIENTATION PLACE CLIP TOWARDS SIDE SHOWN.



KEY PLAN FOR SPAN 2

DATE 1/29/2016 BY J. Najdowski

WORK THIS DWG. WITH DWG. 7BC & 7C

REV.	DATE	REMARKS	DWN	CHK	APVL	SHOP
0						
MATERIAL:	M270-50 (UN)	SURFACE PREP. & PAINT: SEE DWG. GNI	HOLES: 15/16"			SHOP BOLTS: AS NOTED
DESCRIPTION: BOTTOM CHORD ASSEMBLY (SOUTH TRUSS - SPAN 2)						
		CASCO BAY STEEL STRUCTURES, INC. 1 WALLACE AVE. SOUTH PORTLAND, ME 04106		PHONE (207) 780-6722 FAX (207) 780-6726		
STRUCTURE: TH-10 OVER OTTER CREEK PONY TRUSS BRIDGE			DRAWN: RB	DATE: 12/17/15		
			CHKD: WJL	DATE: 1/14/16		
LOCATION: RUTLAND CITY, VERMONT			JOB NO. 598	DWG NO. 7AC		
PROJ NO. BRF 3000 (19)						
CUSTOMER: KUBRICKY CONSTRUCTION CORP.						