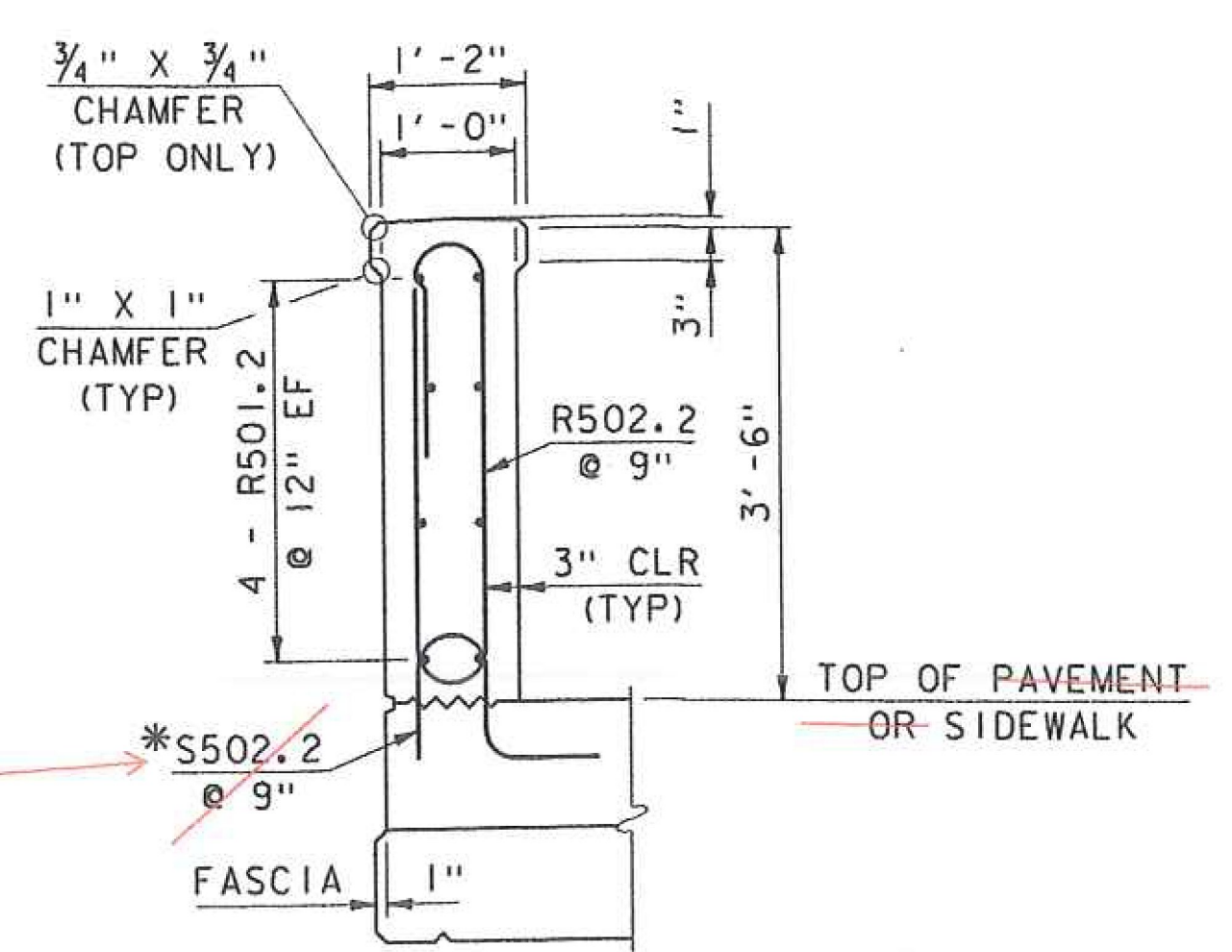
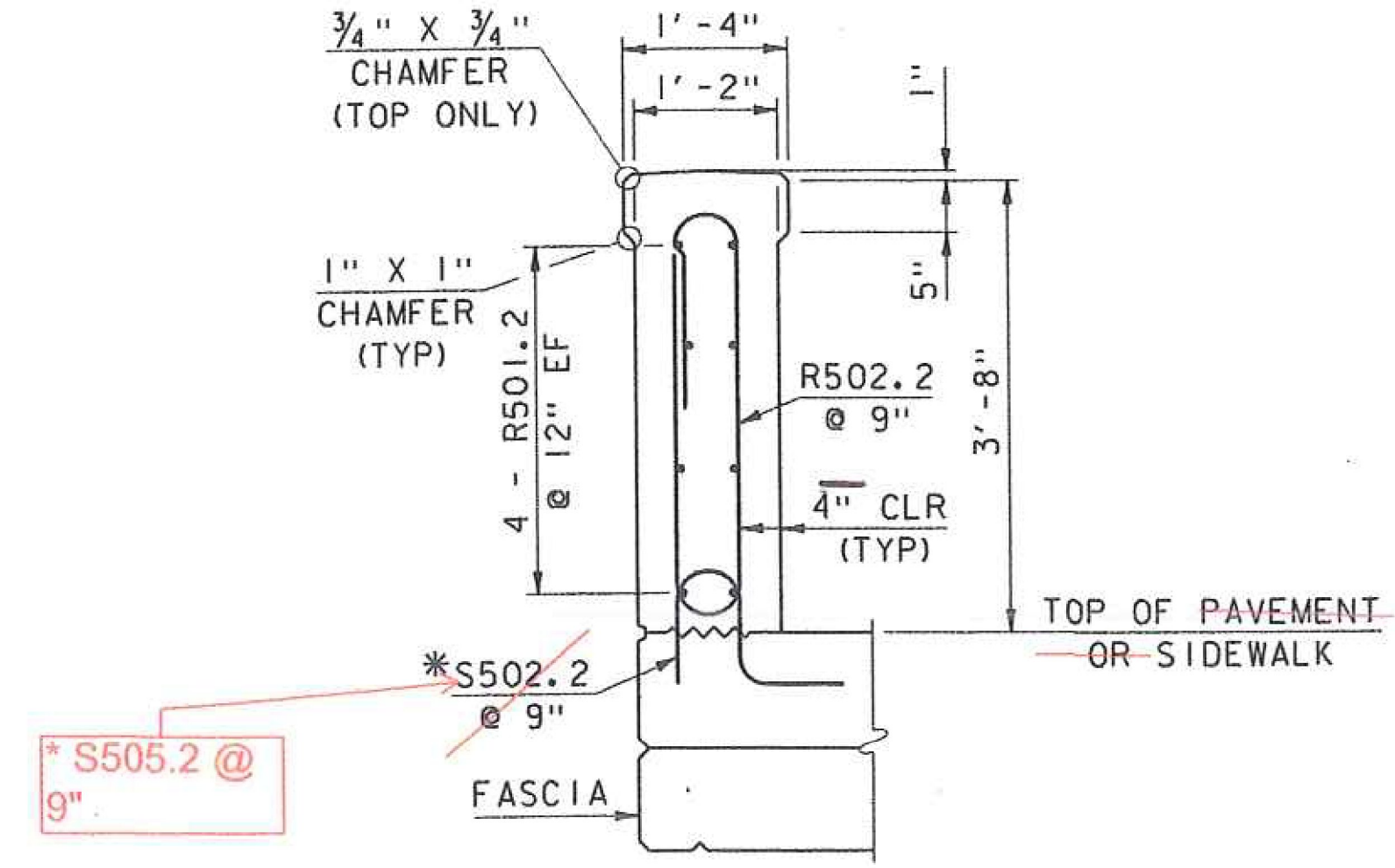


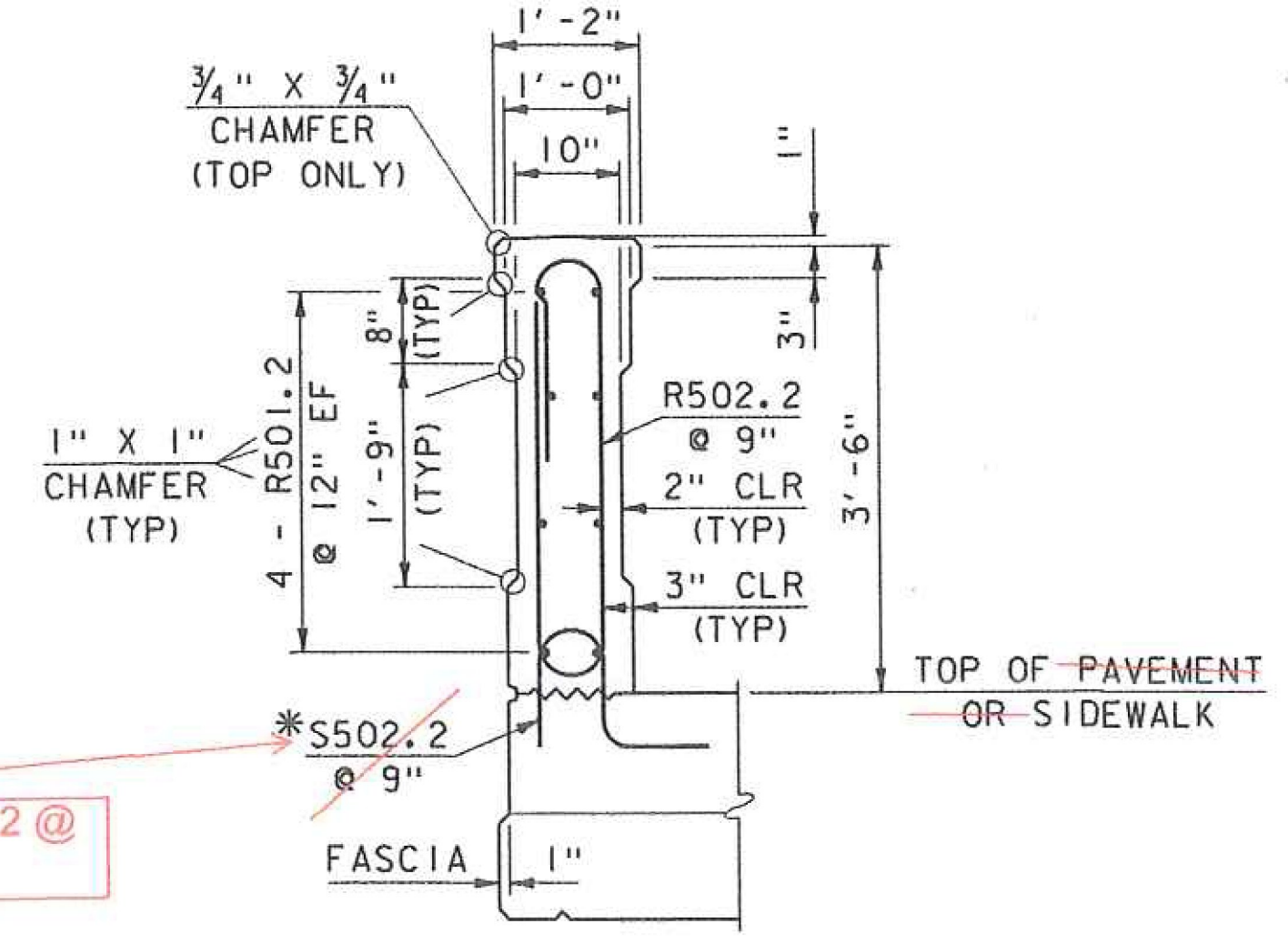
**PARTIAL BRIDGE RAIL ELEVATION**  
**(VIEWED FROM CENTERLINE OF ROADWAY)**  
 SCALE: 3/4" = 1'-0"



**SECTION "A-A"**  
 SCALE: 3/4" = 1'-0"

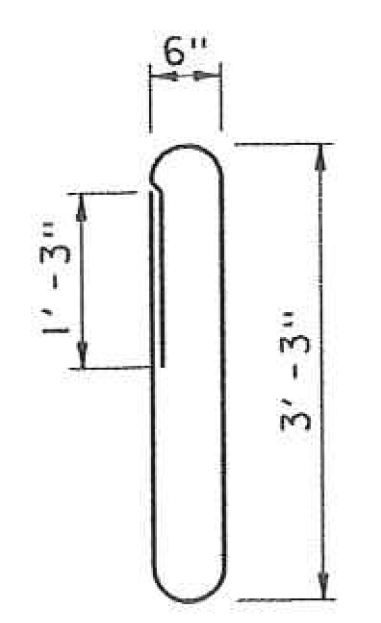


**SECTION "B-B"**  
 SCALE: 3/4" = 1'-0"



**SECTION "C-C"**  
 SCALE: 3/4" = 1'-0"

\*PAID FOR UNDER PAY ITEM 507.12, "REINFORCING STEEL, LEVEL 11".



**R502.2 BAR DETAIL**  
 SCALE: 3/4" = 1'-0"

**NOTES:**

- BRIDGE RAIL SHALL BE PAID FOR UNDER ITEM 900.640, "SPECIAL PROVISION (BRIDGE RAILING, TEXAS)".
- REINFORCING STEEL SHALL MEET THE REQUIREMENTS OF SECTION 507 FOR LEVEL 11 REINFORCING. REINFORCING STEEL THAT IS ENTIRELY WITHIN THE BRIDGE RAIL WILL BE PAID FOR UNDER ITEM 900.640, "SPECIAL PROVISION (BRIDGE RAILING, TEXAS)".
- ALL EXPOSED CONCRETE SHALL BE TREATED WITH WATER REPELLENT, SILANE IN ACCORDANCE WITH SECTION 514.
- THE BRIDGE RAILING SHALL HAVE A RUBBED FINISH IN ACCORDANCE WITH SECTION 501.
- LAP SPLICES FOR #5 BARS SHALL BE 2'-7".

Bridge rail for North (sidewalk) side

PROJECT NAME: RUTLAND CITY	PLOT DATE: 08-JUL-2014
PROJECT NUMBER: BRF 3000 (16)	DRAWN BY: G. ROY
FILE NAME: s94j092r-dll.dgn	CHECKED BY: M. EVANS-MONGEON
PROJECT LEADER: C. CARLSON	SHEET 190A OF 245
DESIGNED BY: M. EVANS-MONGEON	
BRIDGE RAIL DETAILS	