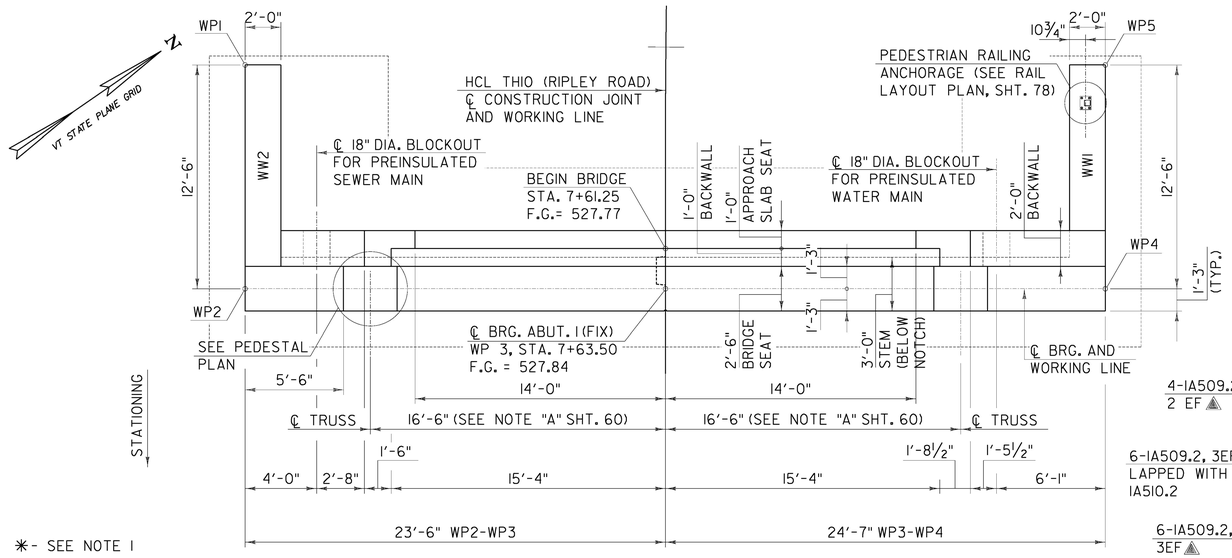

✳- SEE NOTE 1

✳✳- ELEVATIONS ARE ASSUMED AND MAY REQUIRE REVISION AFTER PREFABRICATED TRUSS IS SELECTED. IT IS CONTRACTOR'S RESPONSIBILITY TO PROVIDE CURRENT ELEVATIONS AND REVISE REINFORCEMENT DETAILS (IF NECESSARY) AT NO ADDITIONAL COST TO THE STATE OF VERMONT.

PLAN
SCALE: 1/4" = 1'-0"

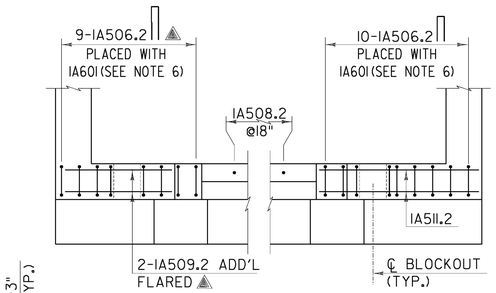

SECTION U-U
SCALE: 1/4" = 1'-0"

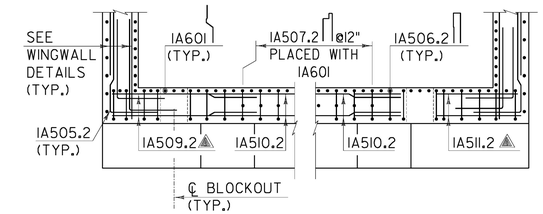

SECTION V-V
SCALE: 1/4" = 1'-0"

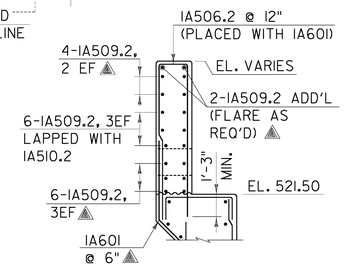

SECTION S-S
SCALE: 1/4" = 1'-0"

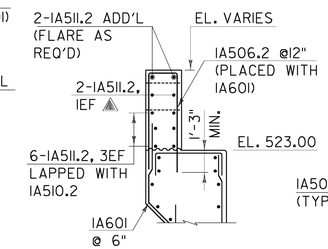

SECTION T-T
SCALE: 1/4" = 1'-0"

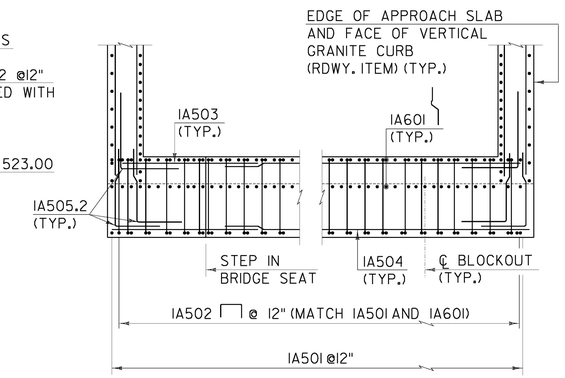

SECTION W-W
SCALE: 1/4" = 1'-0"

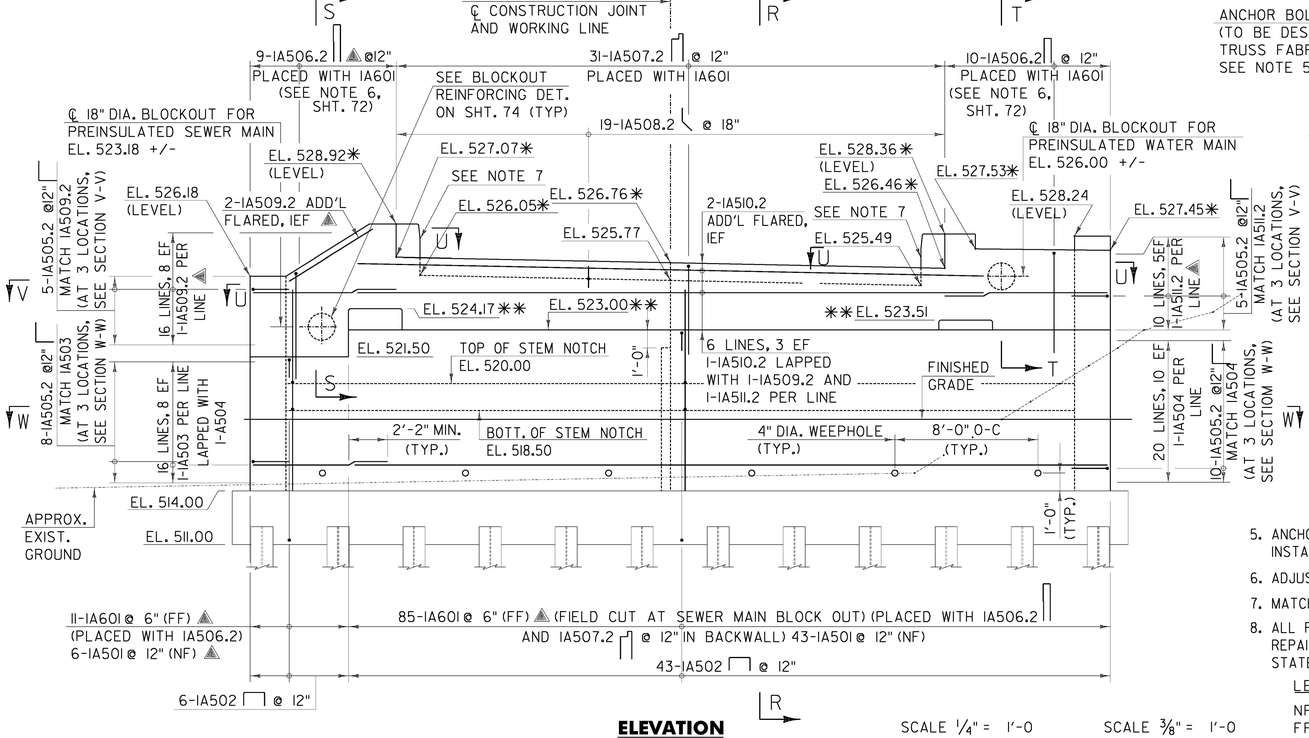

ELEVATION
SCALE: 1/4" = 1'-0"

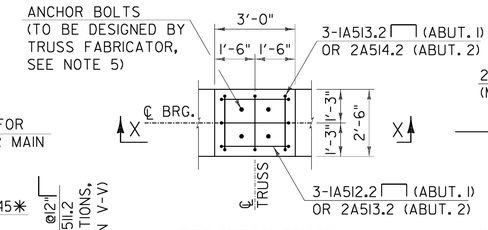

PEDESTAL PLAN
SCALE: 3/8" = 1'-0"

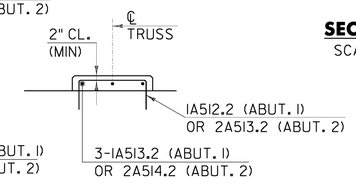

SECTION X-X
SCALE: 3/8" = 1'-0"

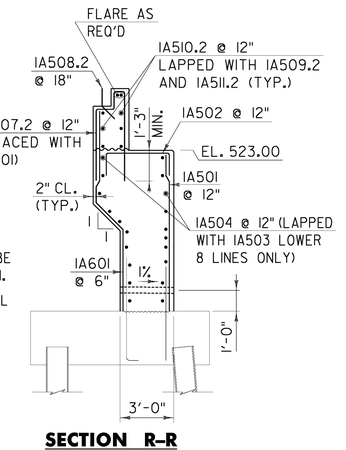

SECTION R-R
SCALE: 1/4" = 1'-0"

NOTES:

1. ELEVATIONS APPLY AT FRONT FACE. TOP OF CONCRETE SHALL BE SLOPED TO MATCH ROADWAY PROFILE.
2. ALL SUBSTRUCTURE CONCRETE SHALL BE HIGH PERFORMANCE CLASS B AND SHALL BE PAID FOR UNDER ITEM 501.34 CONCRETE, HIGH PERFORMANCE CLASS B.
3. ALL REINFORCING ABOVE THE BRIDGE SEAT (MARK SUFFIX .2) SHALL HAVE LEVEL II CORROSION PROTECTION AND SHALL BE PAID FOR UNDER ITEM 507.12 REINFORCING STEEL, LEVEL II. ALL OTHER SUBSTRUCTURE REINFORCING SHALL BE PLAIN AND SHALL BE PAID FOR UNDER ITEM 507.11 REINFORCING STEEL, LEVEL I.
4. FOOTINGS, DECK & CURBS SHALL HAVE 3" CL. AND ALL OTHER LOCATIONS SHALL HAVE 2" CL. UNLESS OTHERWISE SHOWN ON PLANS.
5. ANCHOR BOLT SIZE AND PATTERN TO BE DETERMINED BY TRUSS FABRICATOR. INSTALLATION SHALL BE IN ACCORDANCE WITH STANDARD SPECIFICATION SUBSECTION 531.05.
6. ADJUST 1A506.2, 2A506.2, OR 2A507.2 SPACING AT WATER AND SEWER MAIN.
7. MATCH 10:1 TAPER FOR CURB AS SHOWN ON SHEET 79.
8. ALL REINFORCING STEEL, LEVEL II DAMAGED IN THE FIELD SHALL BE REPLACED OR REPAIRED TO THE SATISFACTION OF THE ENGINEER AT NO ADDITIONAL COST TO THE STATE OF VERMONT.

LEGEND

NF = NEAR FACE
FF = FAR FACE
EF = EACH FACE
▲ = CUT IN FIELD
EST = ESTIMATED QUANTITY

SCALE 1/4" = 1'-0 (1 0 2 4 6)

SCALE 3/8" = 1'-0 (1 0 1 2 3 4)

CHA

ABUTMENT 1 PLAN AND DETAILS

PROJECT NAME: RUTLAND CITY
PROJECT NUMBER: BRF 3000 (19)

PROJECT LEADER: M.D.S.
DESIGNED BY: D.M.D.
DWG. NO.:

PLOT DATE: 7/1/2014
DRAWN BY: D.M.D.
CHECKED BY: P.M.P.
SHEET 72 OF 245

FILE NAME = V:\Projects\ANY\K2\26815\CADD\MSTN\28_096\contrsul\contsk28_096abutment1.dgn
DATE/TIME = 7/1/2014
USER = 4161