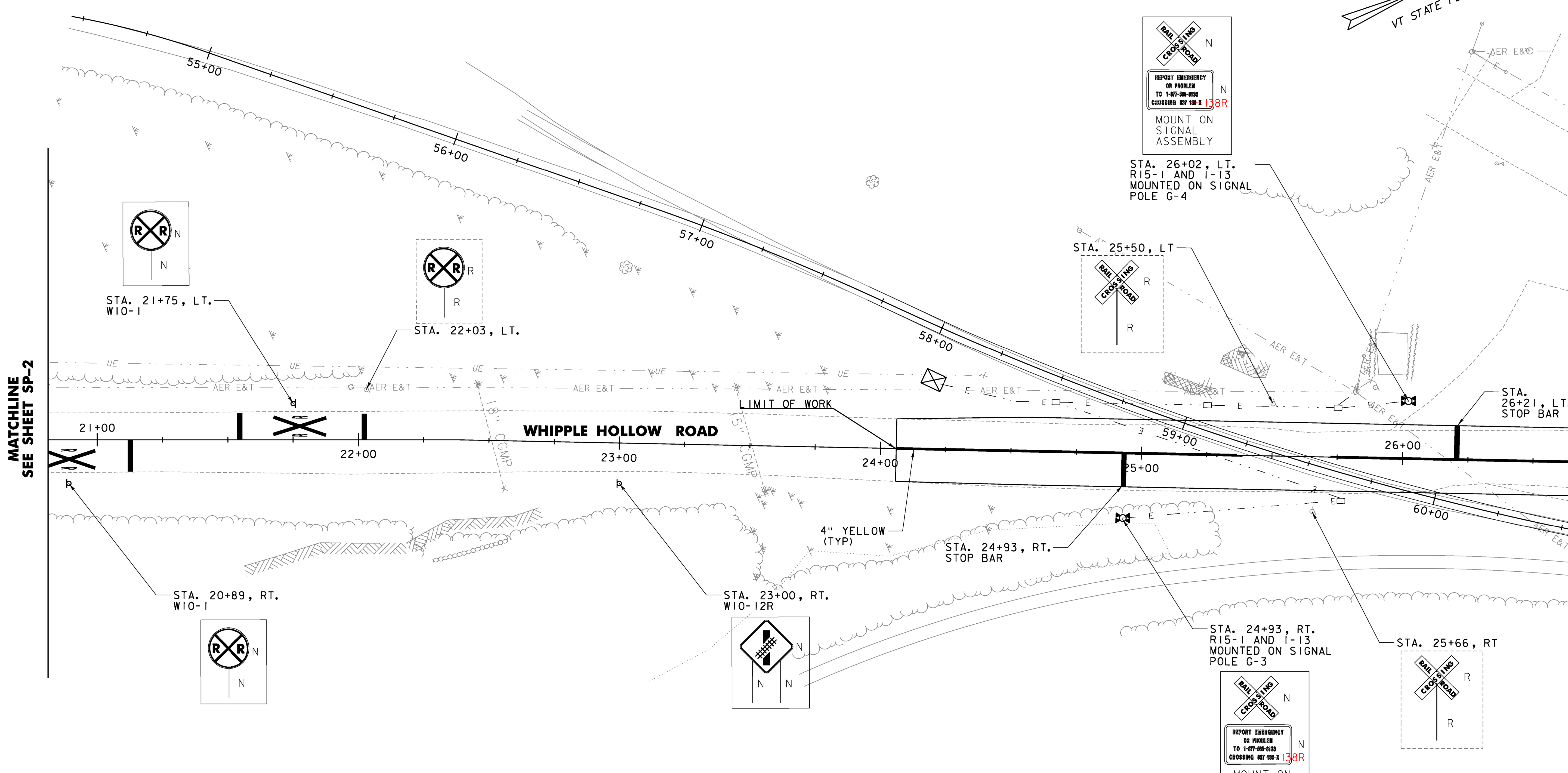
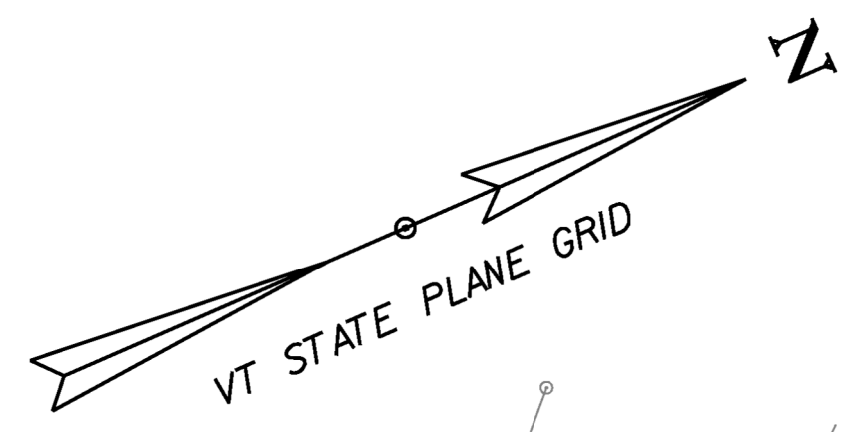


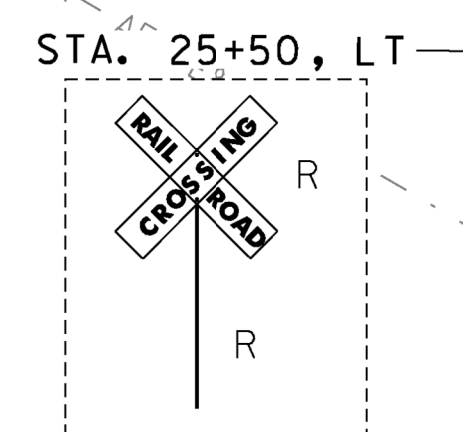
REMOVING SIGNS
 STA. 22+03 LT
 STA. 25+50 LT
 STA. 25+66 RT

DURABLE 4 INCH YELLOW LINE
 STA. 24+06 - 25+40 DYCL
 STA. 25+70 - 27+47 DYCL

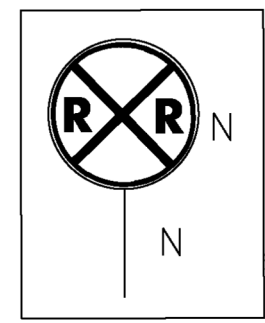
DURABLE RAILROAD CROSSING SYMBOL
 STA. 20+89 RT
 STA. 21+75 LT



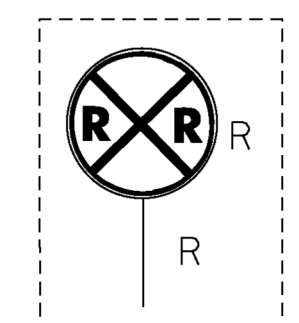
STA. 26+02, LT.
 R15-1 AND I-13
 MOUNTED ON SIGNAL
 POLE G-4



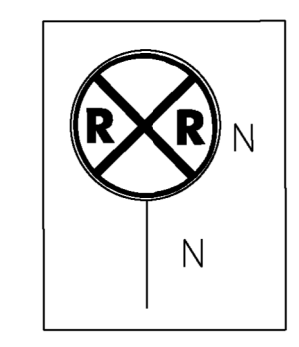
STA. 25+50, LT




STA. 21+75, LT.
 W10-1



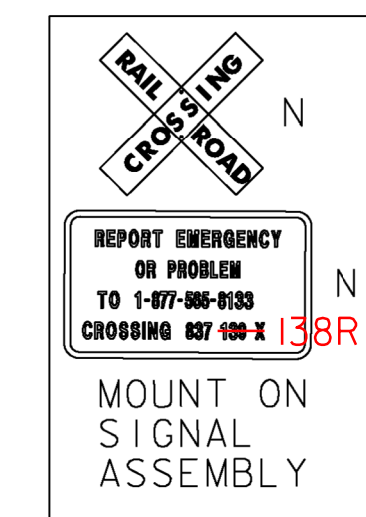
STA. 22+03, LT.



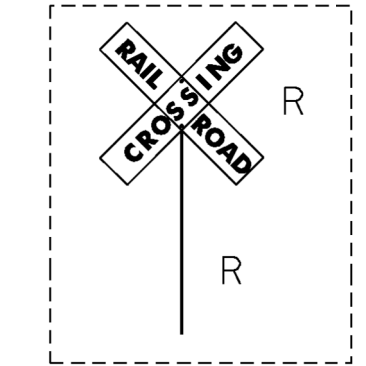
STA. 20+89, RT.
 W10-1



STA. 23+00, RT.
 W10-12R



STA. 24+93, RT.
 R15-1 AND I-13
 MOUNTED ON SIGNAL
 POLE G-3



STA. 25+66, RT

MATCHLINE
SEE SHEET SP-2

MATCHLINE
SEE SHEET SP-4

SIGN LEGEND	
N	= NEW
R	= REMOVE
R&S	= REMOVE & SALVAGE
S	= SALVAGE SIGN
RET	= RETAIN
B-B	= BACK TO BACK



PROJECT NAME:	PITTSFORD
PROJECT NUMBER:	STP 2033(2I)
FILE NAME:	...\\plotfiles\10 sign striping.dgn
PLOT DATE:	5/21/2013
PROJECT LEADER:	G. EDWARDS
DRAWN BY:	DKG
DESIGNED BY:	STANTEC
CHECKED BY:	KJR
SIGNING, PAVEMENT MARKINGS SP-3	SHEET 14 OF 21