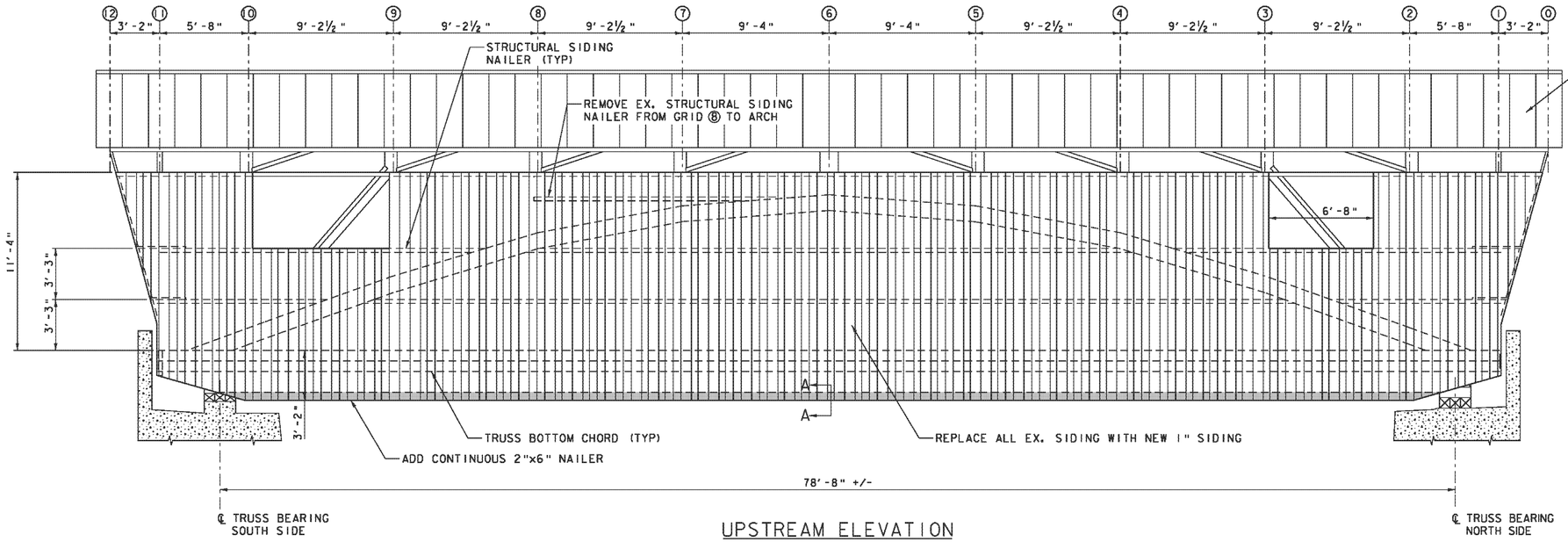

UPSTREAM ELEVATION
(LOOKING DOWNSTREAM)
SCALE: 1/4" = 1'-0"

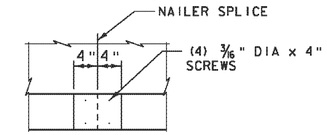

SECTION B-B
SCALE 1" = 1'-0"

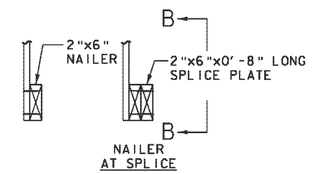

SECTION A-A
SCALE 1" = 1'-0"

NOTE: MINIMUM NAILER SEGMENT LENGTH SHALL BE 12'-0".

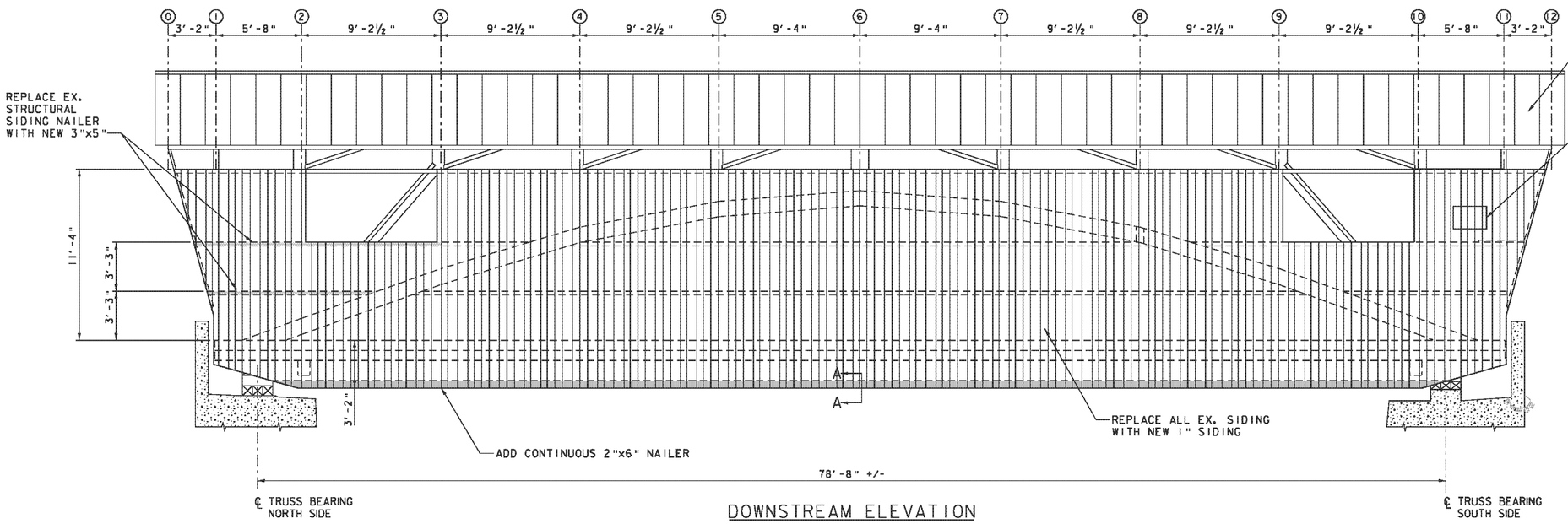

DOWNSTREAM ELEVATION
(LOOKING UPSTREAM)
SCALE: 1/4" = 1'-0"

SIDING NOTES:

1. SIDING BOARDS SHALL BE SINGLE VERTICAL PIECES FOR FULL HEIGHT SHOWN. HORIZONTAL JOINTS ARE NOT PERMITTED.
2. USE RANDOM MIX OF 5", 6", AND 8" WIDE BOARDS.
3. FASTEN SIDING TO EACH SUPPORTING STRUCTURAL SIDING NAILER, NAILER, CHORD, AND ARCH WITH (2) 10d SPIRAL NAILS, WITH 1" MIN EDGE DISTANCE.
4. REPLACE ALL EX. 2x "REPLACEMENT" STRUCTURAL SIDING NAILERS WITH NEW 3"x5" STRUCTURAL SIDING NAILERS TO MATCH THE OLDER EXISTING STRUCTURAL SIDING NAILERS. INCLUDE ALLOWANCE FOR 60 LINEAR FEET OF REPLACED STRUCTURAL SIDING NAILERS, IN ADDITION TO SPECIFIC MEMBERS WHERE REPLACEMENT IS INDICATED.

LEGEND

PREDETERMINED MEMBERS TO BE REPLACED (SIZE TO MATCH EXISTING, UNLESS OTHERWISE NOTED)

Vanasse Hangen Brustlin, Inc.

PROJECT NAME: CHARLOTTE	
PROJECT NUMBER: BHO 1445(34)	
FILE NAME: z06j088details_truss.dgn	PLOT DATE: 10/4/2012
PROJECT LEADER: M.A. COLGAN	DRAWN BY: K.D. WENTWORTH
DESIGNED BY: K.E. HILL	CHECKED BY: M.A. COLGAN
SIDING ELEVATIONS	SHEET 35 OF 55

VHB 57348