



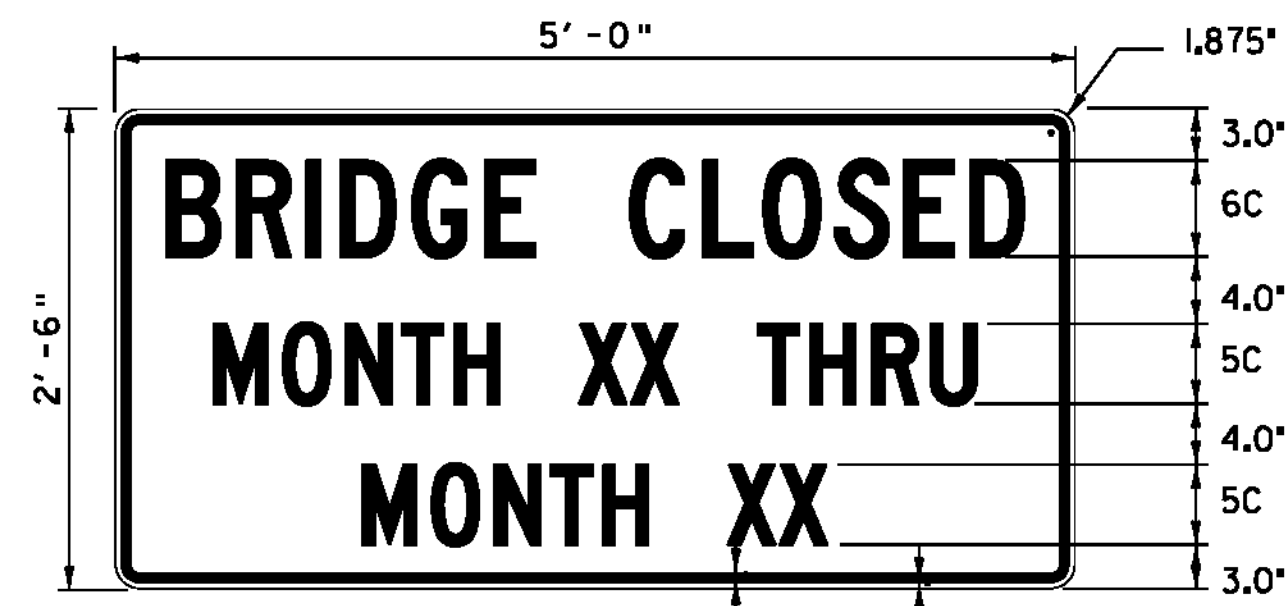
IDENTIFICATION NUMBER	SIZE OF SIGN		TEXT	NUMBER OF SIGNS REQ'D	AREA (SQ FT)	TOTAL AREA (SQ FT)	REMARKS	# OF SIGNS IN CONTRACT
	WIDTH (IN)	HEIGHT (IN)						
G20-2A	24	48	END ROAD WORK	1	8.00	8.00	---	1
M4-8A	24	18	END DETOUR	2	3.00	6.00	MOUNT ABOVE W16-8	1
M4-9L	30	24	DETOUR ←	2	5.00	10.00	MOUNT BELOW W16-8	0
M4-9R	30	24	DETOUR →	2	5.00	10.00	MOUNT BELOW W16-8	0
M4-9SL	30	24	DETOUR ↙	5	5.00	25.00	MOUNT BELOW W16-8	0
M4-9SR	30	24	DETOUR ↘	2	5.00	10.00	MOUNT BELOW W16-8	0
M4-9U	30	24	DETOUR ↑	13	5.00	65.00	MOUNT BELOW W16-8	2
M4-10R	48	18	DETOUR →	2	6.00	12.00	MOUNT ON TYPE III BARRICADE (MOD.) BELOW R11-3A	2
R11-2	48	30	ROAD CLOSED	2	10.00	20.00	MOUNT ON TYPE III BARRICADE (MOD.)	2
R11-4	60	30	ROAD CLOSED TO THRU TRAFFIC	1	12.50	12.50	MOUNT ON TYPE III BARRICADE (MOD.)	1
SP-1	60	30	BRIDGE CLOSED MONKTON RD SOUTH of SPEAR ST	3	12.50	37.50	MOUNT ON TWO POSTS	1
SP-2	60	30	BRIDGE CLOSED MONKTON RD NORTH of LEWIS CRK RD	5	12.50	62.50	MOUNT ON TWO POSTS	0
SP-3	60	30	BRIDGE CLOSED MONTH XX THRU MONTH XX	2	10.00	20.00	MOUNT ON TWO POSTS. SEE NOTE 4	2
W16-8	30	8	Monkton RD	32	1.667	46.676	---	4
W20-2	48	48	DETOUR AHEAD	5	16.00	80.00	MOUNT BELOW W16-8	1



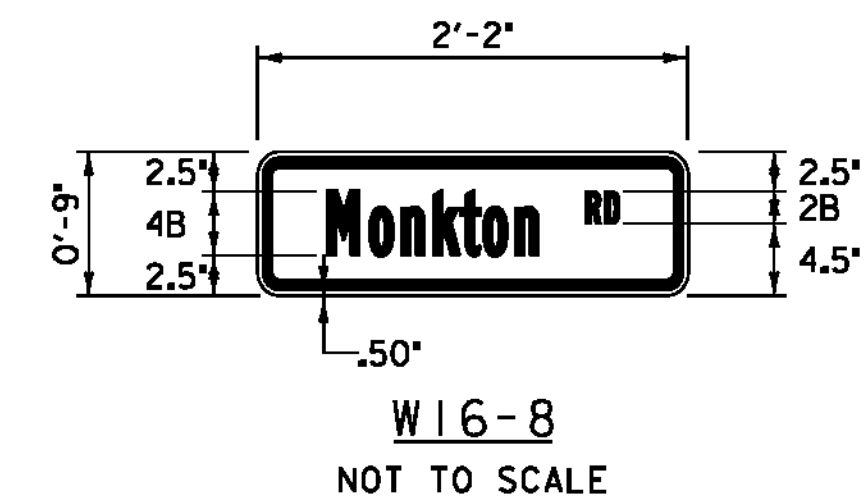
SP-1
NOT TO SCALE



SP-2
NOT TO SCALE



SP-3
NOT TO SCALE



W16-8
NOT TO SCALE

NOTES:

- COLORS FOR THE SP-1 AND SP-2 SIGNS SHALL BE BLACK TEXT AND BORDER ON RETROREFLECTIVE WHITE BACKGROUND.
- COLORS FOR THE SP-3 AND W16-8 SIGNS SHALL BE BLACK TEXT AND BORDER ON RETROREFLECTIVE ORANGE BACKGROUND.
- TWO ORANGE FLAGS (ONE EACH SIDE) SHALL BE PLACED AT THE TOP OF THE SP-1 AND SP-2 SIGNS.
- SP-3 SHALL DISPLAY THE MESSAGE SHOWN ONE WEEK (7 DAYS) PRIOR TO THE CLOSURE OF THE BRIDGE. SP-3 SHALL NOT BE A PART OF THE DETOUR AND SHALL BE REMOVED ONCE THE DETOUR IS IMPLEMENTED AND THE BRIDGE IS CLOSED.

ONLY SIGNS SHOWN ON SHEET 18 ARE INCLUDED IN CONTRACT. ALL OTHERS ARE FOR REFERENCE ONLY.

PROJECT NAME: CHARLOTTE
PROJECT NUMBER: BHO 1445(34)

FILE NAME: z06j088details detour.dgn PLOT DATE: 9/14/2012
PROJECT LEADER: M.A. COLGAN DRAWN BY: J.W. GOLEK
DESIGNED BY: J.W. GOLEK CHECKED BY: K.E. HILL
TRAFFIC CONTROL SHEET (5 OF 5) SHEET 19 OF 55