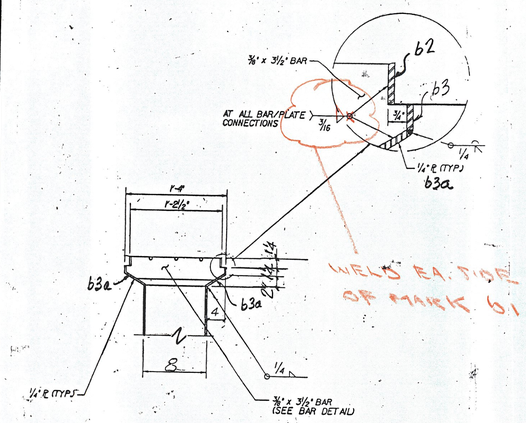

SECTION B–B

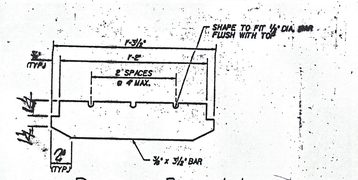

DETAIL-BAR b1

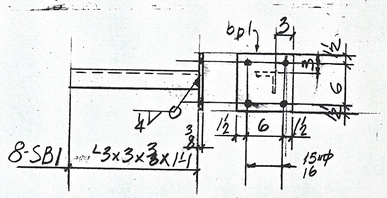

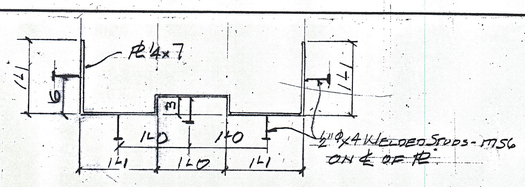

CE1 - 4 REQ'D (@ END DIAG. MEMB.)

IF SHOP BUTT WELDS ARE USED THEY MUST BE GROUND BOTH SIDES.

* INCLUDE BLOCKOUTS FOR BRIDGE RAIL POSTS RP1 AND RP2 (SEE SHT. S8 OF CONTRACT PLAN SET)

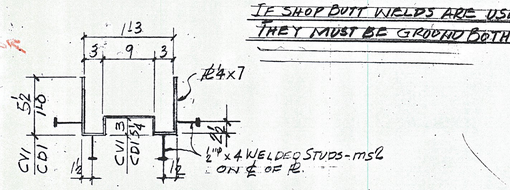

CV1 - 14 - REQ'D (@ VERT. TRUSS MEMB.)
CD1 - 12 - REQ'D (@ DIAG. TRUSS MEMB.)
SIDEWALK BLOCKOUT PL'S.

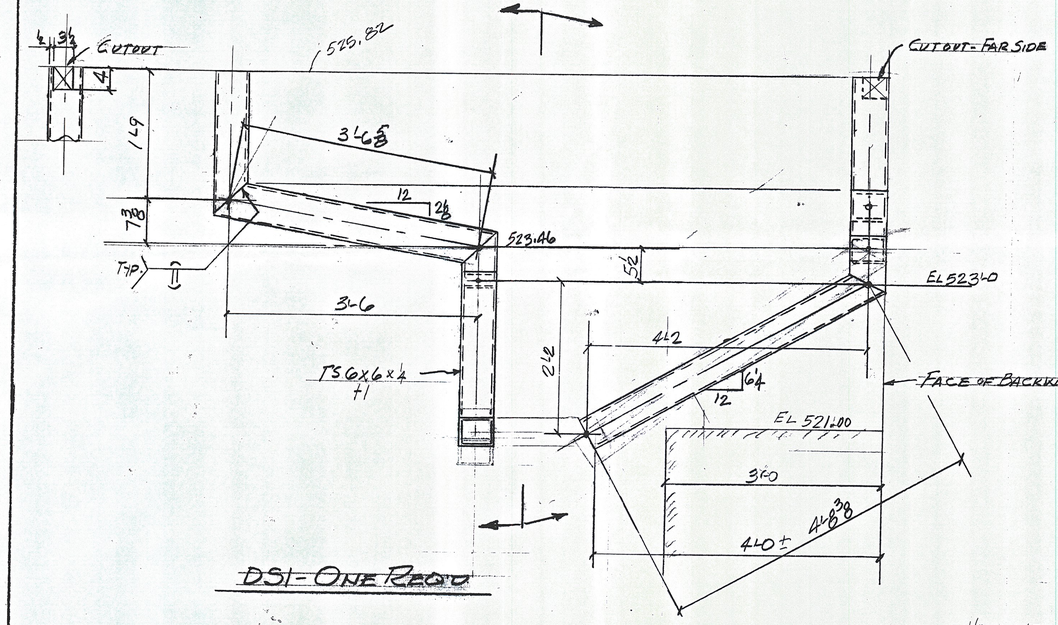

DS1 - ONE REQ'D

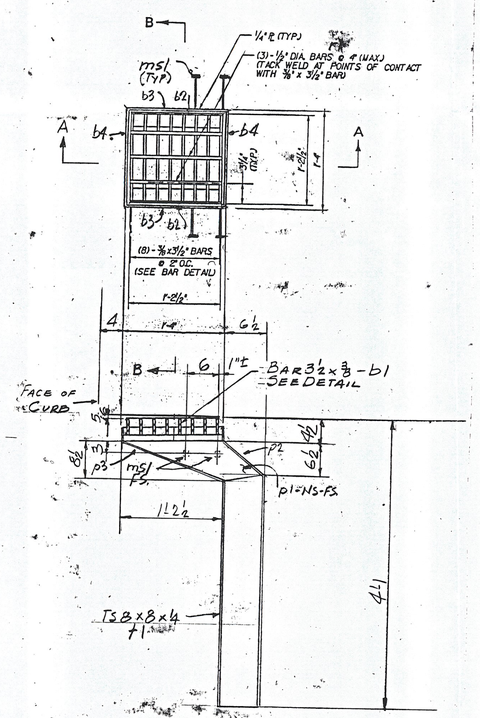

SCUPPER - SC1 - 8 - REQ'D

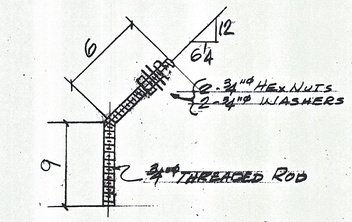

SA3 - 2 - REQ'D

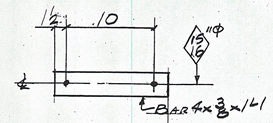

SA2 - ONE REQ'D

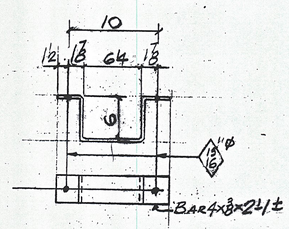

SA1 - 3 - REQ'D

ABM INFO PAGE	LINE	NO.	DESCRIPTION	FT	IN	ASSEM. MARK	SHIPPING MARK	REMARKS	WEIGHT
		8	SCUPPERS	4	1±		SC1		—
		8	TS 8x8x1/4	3	2	±1			
		64	BAR 3 1/2 x 3/8	1	3 1/2		b1		
		16	BAR 1 1/4 x 1/4	1	2 1/2		b2		
		16	DO	1	4		b3		
		16	BAR 4 1/2 x 1/4	1	4		b3a		
		16	BAR 3 1/4 x 1/4	1	3 1/2		b4		
		24	1/2"Ø BAR	1	2 1/2		p1		
		16	PL 1/4 x 9 3/4	1	10 1/2		p1		
		8	PL 1/4 x 9	1	3 1/2		p2		
		8	PL 1/4 x 15 1/2	1	4 3/4		p3		
		3 1/2	7/8"Ø ANC. STUDS		7		ms1		
		8	L 3x3x3/8	1	1		SB1		
		8	PL 3/8 x 9		9		bp1		
		32	7/8"Ø A325 TC BOLTS & NUTS		2 1/2			FIELD W/NEW	
		1	DOWNSPOUT	8	0±		DS1		—
		1	TS 6x6x4	12	0 ±1				
		3	BAR 4x3/8	2	1±		SA1	BEND	
		1	DO	1	1		SA2		
		2	3/4"Ø THREADED ROD	1	3		SA3	BEND	
		4	3/4"Ø HEX NUTS			SHOP			
		4	3/4"Ø WASHERS			DO			
		4	3/4"Ø EXP. BOLTS		9			FIELD W/NUT & WASH.	
SIDEWALK BLOCKOUTS (PAY ITEM 506.60)									
	4	4	PL 1/4 x 7	5	10 1/2		CE1	BEND	
	14	14	DO	2	8±		CV1	DO	
	12	12	DO	5	3±		CD1	DO	
		124	1/2"Ø CONC STUDS		4	SHOP			

PAY ITEM 506.50 (UNLESS NOTED)

REV.	REMARKS	DATE	DWN	CHK	APP	Q.A.	NO.	DIA.	LGT	TYPE	WASHER
	OUT FOR APPROVAL	2/11/10									
	OUT FOR APPROVAL										
	ISSUED TO SHOP										
	FIELD & OFFICE										

PROJECT NO. BHF-6400(31) STATE PROJECT NO. BRIDGE No. 5

MATERIAL: SUBJECT TO M.A.D.Z. ELECTRODES: PER PROC HOLES: AS NOTED SHOP BOLTS: —

SURFACE PREP. & PAINT:

GALVANIZE AFTER FAB - ASTM - A123

DESCRIPTION: SCUPPERS - DOWNSPOUTS - CURBS

JOB: TH9 - TAYLOR ST. BRIDGE No. 5 MONTPELIER, VERMONT

	DRAWN BY	DATE
	JPF	1-10
	CHKD BY	
	CR	
	APPROV BY	
	Q.A.	

CUSTOMER: WINTERSET

CASCO BAY STEEL STRUCTURES, INC.
75 SPRING HILL ROAD SACO, MAINE 04072
PHONE (207) 282-7360 FAX. (207) 282-1179

JOB NO. 434 DRG. NO. M1 REV. △

☐ NO EXCEPTIONS TAKEN ☒ MAKE CORRECTIONS NOTED
☐ REJECTED ☐ REVISE & RESUBMIT
☐ SUBMIT SPECIFIED ITEM

CHECKING IS ONLY FOR GENERAL CONFORMANCE WITH THE DESIGN CONCEPT OF THE PROJECT AND GENERAL COMPLIANCE WITH THE INFORMATION GIVEN IN THE CONTRACT DOCUMENTS. ANY ACTION SHOWN IS SUBJECT TO THE REQUIREMENTS OF THE PLANS AND SPECIFICATIONS. CONTRACTOR IS RESPONSIBLE FOR DIMENSIONS WHICH SHALL BE CONFIRMED AND CORRELATED AT THE JOB SITE. FABRICATION PROCESSES AND TECHNIQUES OF CONSTRUCTION, COORDINATION OF THE WORK WITH THAT OF ALL OTHER TRADES AND THE SATISFACTORY PERFORMANCE OF THE WORK.

CLOUGH HARBOUR & ASSOCIATES LLP
ENGINEERS, SURVEYORS, PLANNERS
& LANDSCAPE ARCHITECTS

DATE 3/04/10 BY

RECEIVED
CK'D BY CHA OK'D BY
FEB 18 2010
RESUBMIT APPROVED
DATE 3/4/10
BY