


SYMBOL
 NOT TO SCALE

CONSTRUCTION SPECIFICATIONS

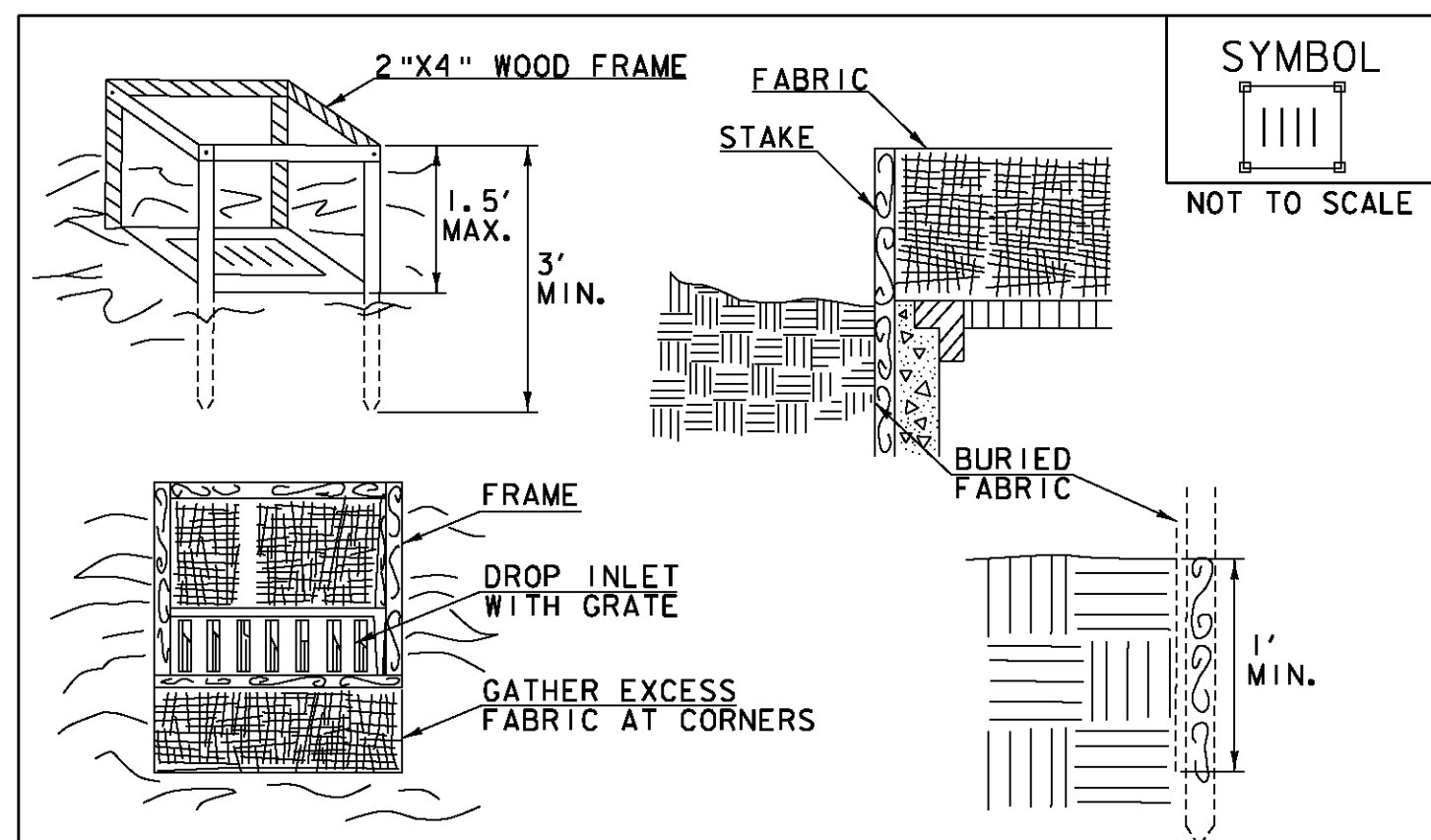
1. STONE SIZE- USE 1-4" STONE, RECLAIMED OR RECYCLED CONCRETE EQUIVALENT.
2. LENGTH- NOT LESS THAN 50' (EXCEPT ON A SINGLE RESIDENCE LOT WHERE A 30' MINIMUM LENGTH APPLIES).
3. THICKNESS- NOT LESS THAN 8".
4. WIDTH- 12' MINIMUM, BUT NOT LESS THAN THE FULL WIDTH AT POINTS WHERE INGRESS OR EGRESS OCCURS. 24' IF SINGLE ENTRANCE TO SITE.
5. GEOTEXTILE MUST BE PLACED OVER THE ENTIRE AREA PRIOR TO PLACING STONE.
6. SURFACE WATER- ALL SURFACE WATER FLOWING OR DIVERTED TOWARD CONSTRUCTION ENTRANCES SHALL BE PIPED BENEATH THE ENTRANCE. IF PIPING IS IMPRACTICAL, A MOUNTABLE BERM WITH 5:1 SLOPES WILL BE PERMITTED.
7. MAINTENANCE- THE ENTRANCE SHALL BE MAINTAINED IN A CONDITION WHICH WILL PREVENT TRACKING OR FLOWING OF SEDIMENT ONTO PUBLIC RIGHTS-OF-WAY, ALL SEDIMENT SPILLED, DROPPED, WASHED OR TRACKED ONTO PUBLIC RIGHTS-OF-WAY MUST BE REMOVED IMMEDIATELY.
8. WHEN WASHING IS REQUIRED, IT SHALL BE DONE ON AN AREA STABILIZED WITH STONE AND WHICH DRAINS INTO AN APPROVED SEDIMENT TRAPPING DEVICE.
9. PERIODIC INSPECTION AND NEEDED MAINTENANCE SHALL BE PROVIDED ACCORDING TO PERMIT REQUIREMENTS.


ADAPTED FROM DETAILS PROVIDED BY: NEW YORK STATE DEC
 ORIGINALLY DEVELOPED BY: USDA-NRCS
 VERMONT DEPARTMENT OF ENVIRONMENTAL CONSERVATION

**STABILIZED
 CONSTRUCTION
 ENTRANCE**

NOTES:
 REFER TO THE VERMONT STANDARDS & SPECIFICATIONS FOR
 EROSION PREVENTION & SEDIMENT CONTROL -2006- FROM
 THE VT AGENCY OF NATURAL RESOURCES FOR ADDITIONAL
 GUIDANCE.
 THIS WORK SHALL BE PERFORMED IN ACCORDANCE WITH
 SECTION 653 FOR VEHICLE TRACKING PAD (PAY ITEM 653.35)
 OR AS SPECIFIED IN THE CONTRACT.

REVISIONS	
MARCH 24, 2008	WHF
JANUARY 13, 2009	WHF



SYMBOL
 NOT TO SCALE

CONSTRUCTION SPECIFICATIONS

1. FILTER FABRIC SHALL HAVE AN APPARENT OPENING SIZE OF 40-85. BURLAP MAY BE USED FOR SHORT TERM APPLICATIONS.
2. CUT FABRIC FROM A CONTINUOUS ROLL TO ELIMINATE JOINTS. IF JOINTS ARE NEEDED THEY WILL BE OVERLAPPED TO THE NEXT STAKE.
3. STAKE MATERIALS WILL BE STANDARD 2"x 4" WOOD OR EQUIVALENT METAL WITH A MINIMUM LENGTH OF 3'.
4. SPACE STAKES EVENLY AROUND INLET 3' APART AND DRIVE A MINIMUM 18" DEEP. SPANS GREATER THAN 3' MAY BE BRIDGED WITH THE USE OF WIRE MESH BEHIND THE FILTER FABRIC FOR SUPPORT.
5. FABRIC SHALL BE EMBEDDED 1' MINIMUM BELOW GROUND AND BACKFILLED. IT SHALL BE SECURELY FASTENED TO THE STAKES AND FRAME.
6. A 2" x 4" WOOD FRAME SHALL BE COMPLETED AROUND THE CREST OF THE FABRIC FOR OVER FLOW STABILITY.
7. MAXIMUM DRAINAGE AREA 1 ACRE

ADAPTED FROM DETAILS PROVIDED BY: NEW YORK STATE DEC
 ORIGINALLY DEVELOPED BY: USDA-NRCS
 VERMONT DEPARTMENT OF ENVIRONMENTAL CONSERVATION

**FILTER FABRIC
 DROP INLET
 PROTECTION**

NOTES:
 REFER TO THE VERMONT STANDARDS & SPECIFICATIONS FOR
 EROSION PREVENTION & SEDIMENT CONTROL -2006- FROM
 THE VT AGENCY OF NATURAL RESOURCES FOR ADDITIONAL
 GUIDANCE.
 THIS WORK SHALL BE PERFORMED IN ACCORDANCE WITH
 SECTION 653 FOR INLET PROTECTION DEVICE, TYPE 1(PAY
 ITEM 653.40).

REVISIONS	
MARCH 7, 2008	WHF
JANUARY 13, 2009	WHF