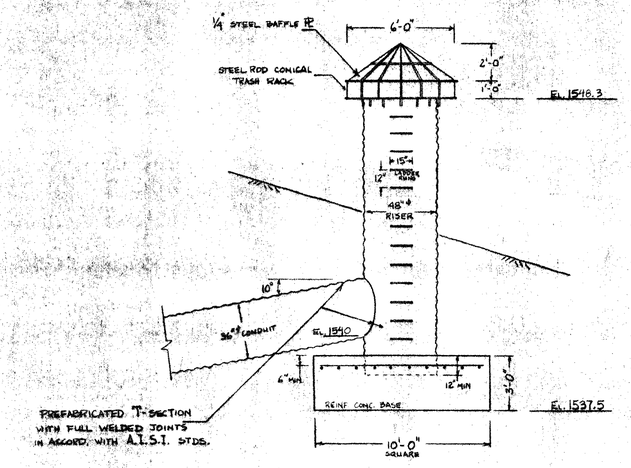


## DETAIL OF DROP INLET SPILLWAY

SCALE: 1" = 4'

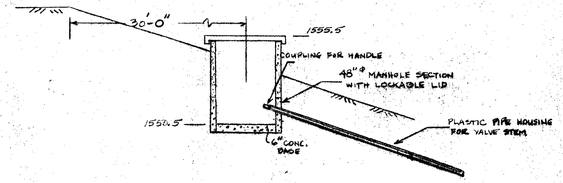


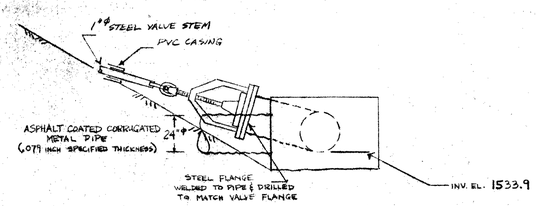


## DETAIL OF EMERGENCY DRAIN VALVE

SCALE: 1" = 4'

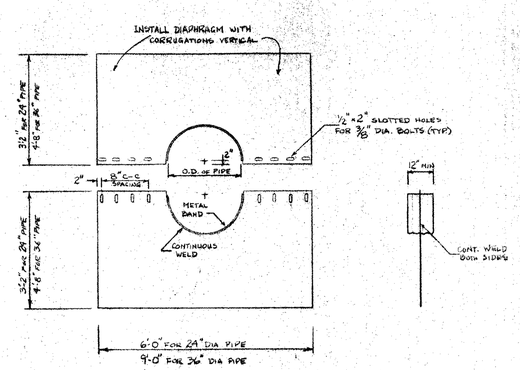


## DETAILS OF CORRUGATED METAL DIAPHRAGMS

SCALE: none

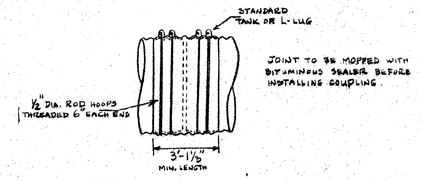


DETAIL OF WATERTIGHT COUPLING BAND FOR C.M. PIPE

NOT TO SCALE

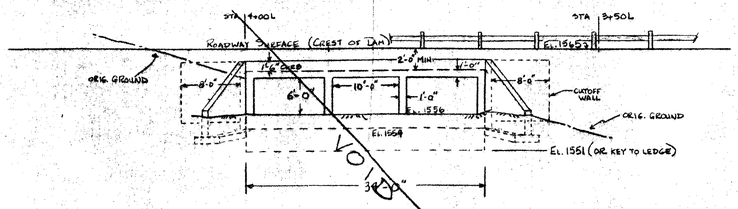


## SECTION OF BOX CULVERT SPILLWAY

SCALE: 1" = 10'

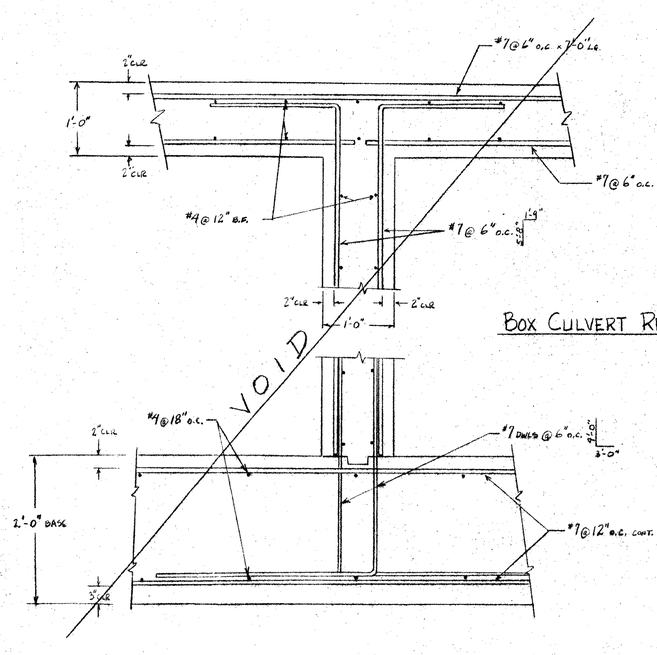


## BOX CULVERT REINFORCING

SCALE: 1" = 1'-0"

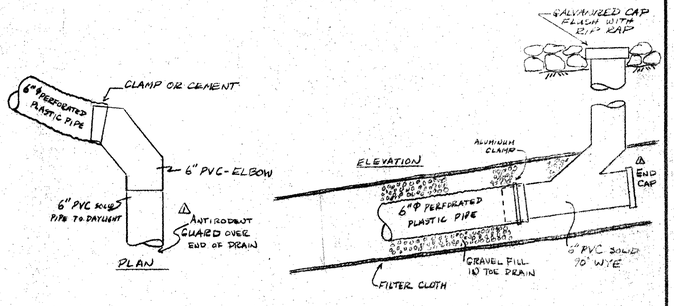


## DETAILS OF TOE DRAIN COLLECTOR PIPE

SCALE: 1" = 1'-0"

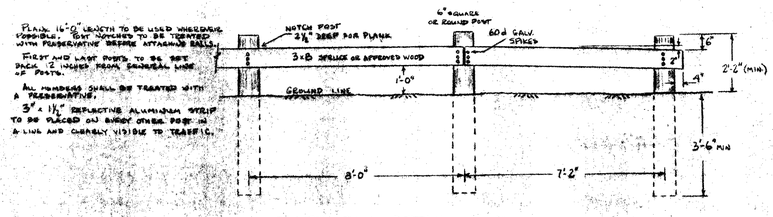


## GUARD RAIL DETAIL

NOT TO SCALE

△ 2/10/80

# SECTIONS AND DETAILS - II

WARREN LAKE - WARREN, VT

JACK KEIR AND LENORD ROBINSON

JAMES P. OLSON, P.E.
HINESBURG, VERMONT

AUGUST 1979
REV. DEC '79

AS BUILT JAN 1984

A B
5

STATE OF VERMONT
JAMES P. OLSON
No. 2886
REGISTERED
PROFESSIONAL ENGINEER