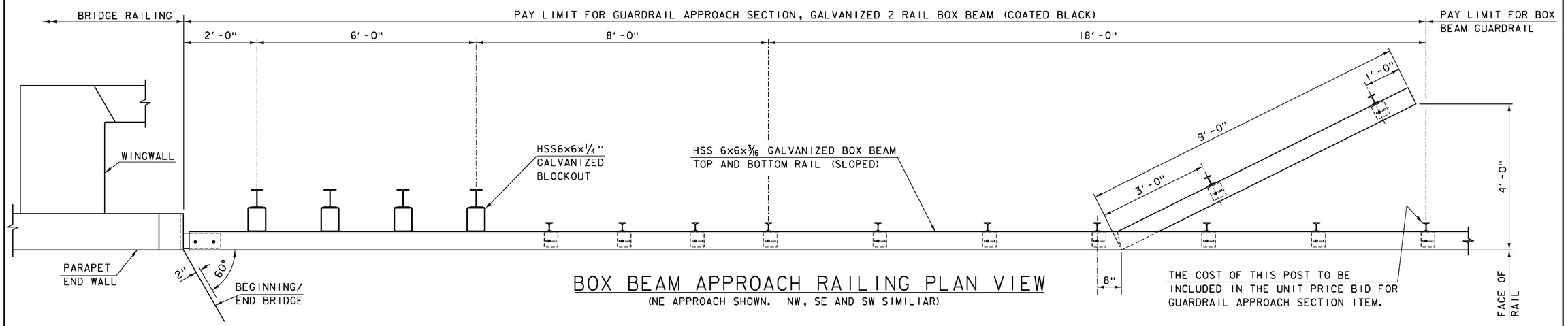

BOX BEAM APPROACH RAILING PLAN VIEW

(NE APPROACH SHOWN. NW, SE AND SW SIMILIAR)

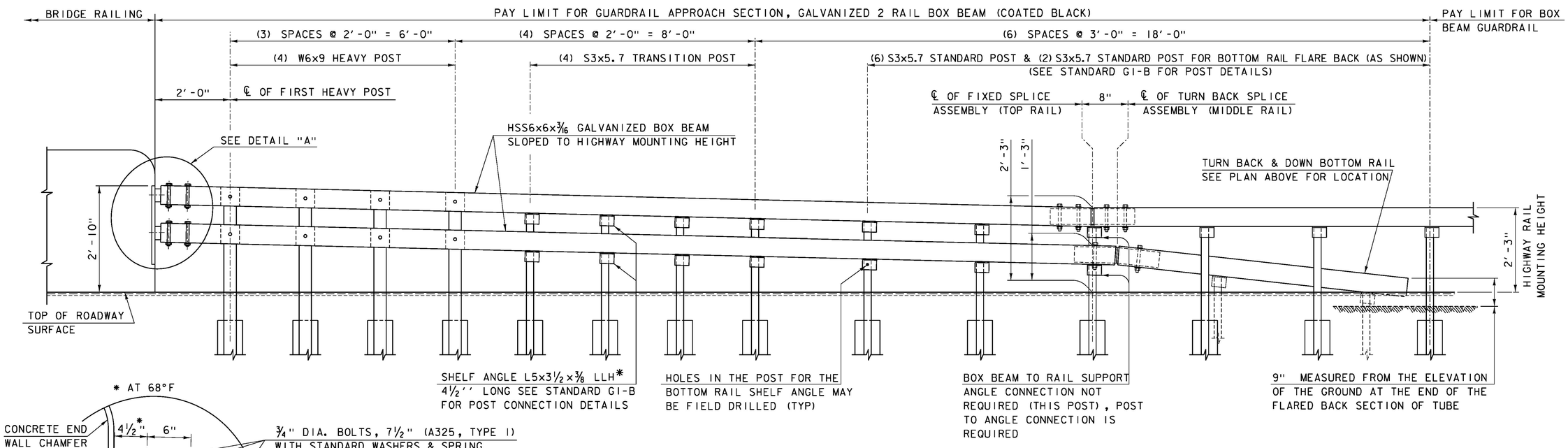

BOX BEAM APPROACH RAILING ELEVATION

*LONG LEG HORIZONTAL

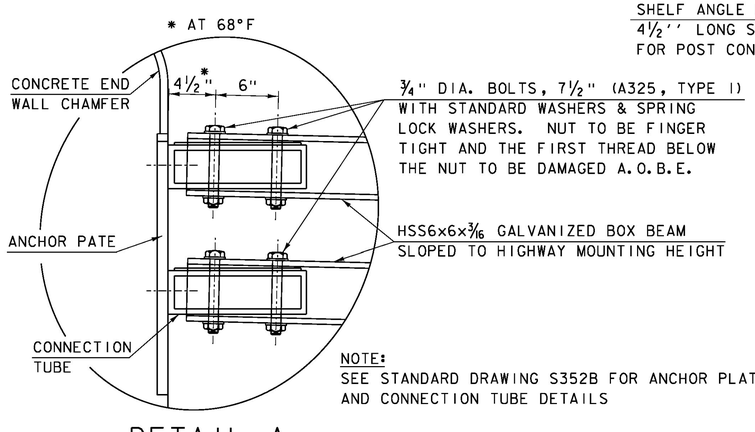

NOTE:
SEE STANDARD DRAWING S352B FOR ANCHOR PLATE AND CONNECTION TUBE DETAILS

DETAIL A

NOTE:
ALL STEEL COMPONENTS TO BE PAINTED BLACK

Stantec

PROJECT NAME: CORINTH	
PROJECT NUMBER: BRO 1447(29)	
FILE NAME: ...\z01J292_br_app_raildets.dgn	PLOT DATE: 8/4/2014
PROJECT LEADER: G. BOGUE	DRAWN BY: E. ALLING
DESIGNED BY: M. CHENETTE	CHECKED BY: G. BOGUE
APPROACH RAIL DETAILS	SHEET 41 OF 57