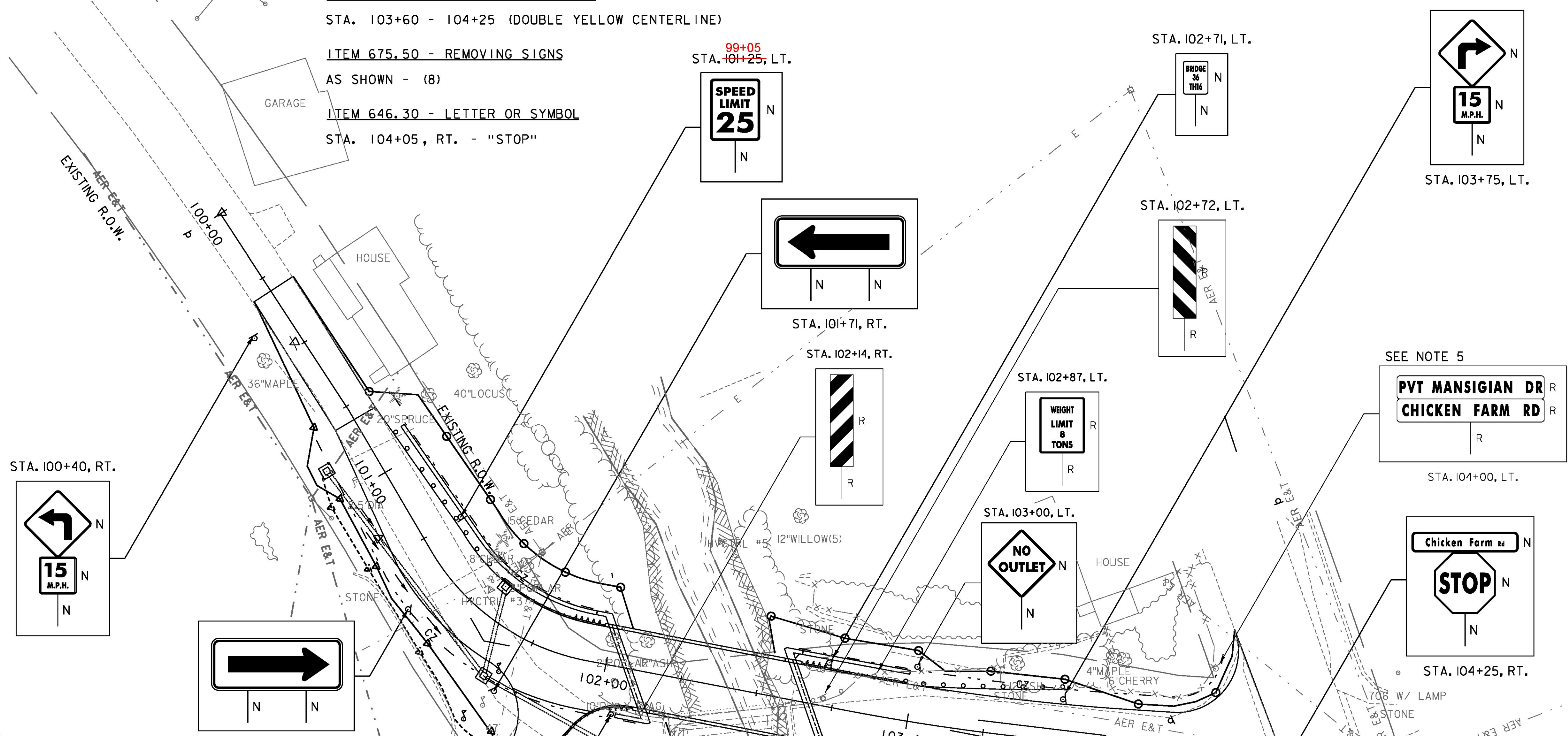
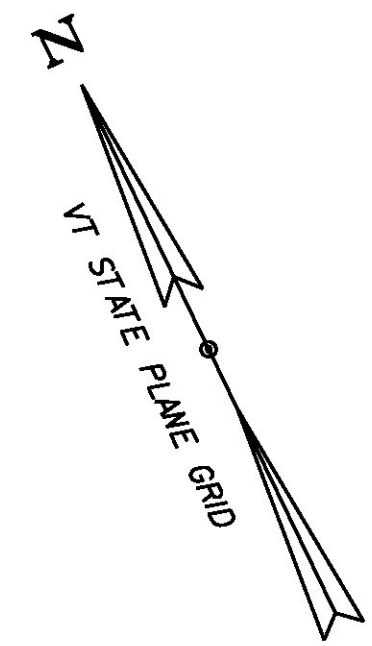


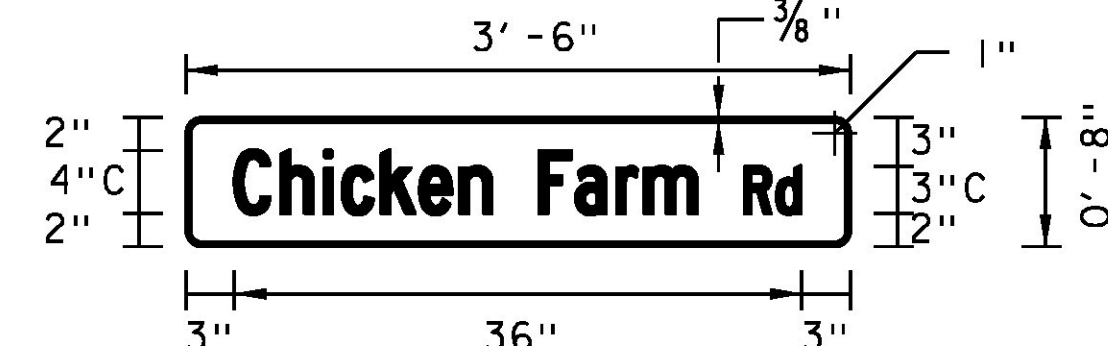
- ITEM 646.26 - 24 INCH STOP BAR
STA. 104+14, RT.
- ITEM 646.21 - 4 INCH YELLOW LINE
STA. 103+60 - 104+25 (DOUBLE YELLOW CENTERLINE)
- ITEM 675.50 - REMOVING SIGNS
AS SHOWN - (8)
- ITEM 646.30 - LETTER OR SYMBOL
STA. 104+05, RT. - "STOP"



SIGN NOTES:

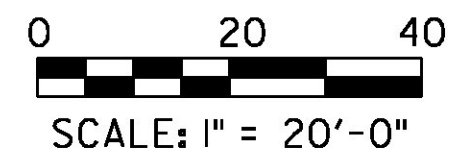
1. ALL SIGN LETTERING, DIGITS, ARROWS, AND DESIGN OF SYMBOLS FOR SIGNS REFERENCED IN THESE PLANS SHALL CONFORM WITH THE "STANDARD ALPHABET FOR HIGHWAY SIGNS AND PAVEMENT MARKINGS" AS ADOPTED BY THE U.S. DEPARTMENT OF TRANSPORTATION AND THE FEDERAL HIGHWAY ADMINISTRATION (FHWA) UNLESS DETAILED WITHIN THESE PLANS.
2. ALL COLORS SHALL CONFORM WITH THE STANDARD COLORS ADOPTED BY THE AMERICAN ASSOCIATION OF STATE HIGHWAY AND TRANSPORTATION OFFICIALS (AASHTO) AND APPROVED BY FHWA UNLESS OTHERWISE NOTED.
3. ALL SHEETING SHALL BE MINIMUM ASTM D 4956 TYPE III.
4. ALL STREET SIGNS ARE TWO-SIDED UNLESS NOTED OTHERWISE.
5. CONTRACTOR TO RETURN PRIVATE ROAD SIGN TO TOWN.

SIGN LEGEND	
N	= NEW
R	= REMOVE
R&S	= REMOVE & SALVAGE
S	= SALVAGE SIGN
RET	= RETAIN
B-B	= BACK TO BACK



LOCATION: STA. 104+25, RT.
 COLOR: WHITE BORDER AND TEXT (RETROREFLECTIVE)
 GREEN BACKGROUND (RETROREFLECTIVE)
 MATERIAL: 0.100" THICKNESS

PROJECT NAME:	CORINTH
PROJECT NUMBER:	BRO 1447(29)
FILE NAME:	...drawing\z01j292_bdr_spm.dgn
DESIGNED BY:	E. ALLING
TRAFFIC SIGNS AND LINES LAYOUT - TSL 1	
PLOT DATE:	8/4/2014
DRAWN BY:	E. ALLING
CHECKED BY:	T. LUTHER
SHEET	17 OF 57



8/4/2014 12:33:42 PM V:\19533\active\195330795\Transportation\drawing\z01j292_bdr_spm.dgn